



Model 440B/455B Semitrailer Parts Manual



LANDOLL CORPORATION

1900 North Street

Marysville, Kansas 66508

(785) 562-5381

800-428-5655 ~ WWW.LANDOLL.COM

NOTE

- Frame & Features:
- Capacity: 40 Ton (80,000 Pounds)
- Deck Rating: 50,000 Pounds in a 10 Foot Section
- Main Frame: Fabricated 80,000 and 100,000 PSI yield, 40 Inch Center, Four Beam Design
- Crossmembers: Alternating 4 Inch and 3 Inch Junior I-Beam on 8 Inch Centers
- **Capacity ratings are frame capacities only. Actual load capacities may be restricted by factors such as weight ratings or state and federal regulations. These specifications are subject to change without notice.

Table of Contents

1 Illustrated Parts List

Instructions For Ordering Parts	1-1
General Assembly	1-2
General Assembly	1-2
Decals	1-3
Decal Arrangement	1-3
Upper Deck	1-6
Upper Deck Assembly	1-6
Hydraulic Electrical Air	1-12
General Assembly	1-12
Hydraulic System	1-14
Air System	1-16
Cylinders & Air Connectors	1-18
Cylinder Assembly - U/C	1-18
Cylinder Assembly - Hi Flow	1-20
Cylinder Assembly - Ported Rod Hi Flow	1-21
Cylinder - 4-1/2 X 30	1-22
Cylinder - 6 X 30	1-23
Connectors - Front Sub Assembly	1-24
Valve Assembly - Air Booster	1-25
Valve Assembly - Three Spool	1-26
Three Spool Solenoid Valve	1-28
Electrical	1-30
Electrical System	1-30
Remote	1-34
Undercarriage	1-35
General Items - 440B	1-35
General Items - 455B Spring Brake	1-38
Grease System - 440B Spring Brake	1-41
Grease System - 455B Spring Brake	1-43
Suspensions	1-47
Air Ride Suspension - 440B	1-47
Air Ride Suspension - 440B Aqua	1-49
Air Ride Suspension - 455B	1-51
Air Ride Suspension - 455B Aqua	1-53
Air Control Kit - Neway	1-55
Suspension Hanger - RLU-228	1-57
Axle and Brakes	1-59
Axle and Brake Assembly - Dexter 12-1/4 X 7-1/2	1-59
Axle and Brake Assembly - Dexter 16-1/2 X 7	1-61
Outboard Pilot Mount Hub and Drum Assembly	1-63
Air Brake System	1-65
Air Brake System - 440B	1-65
440B Air Brakes - Aqua Package	1-67

Air Brake System - 455B Spring Brake	1-69
455B Air Brakes - Aqua Package	1-71
ABS Brake Kit - Rockwell	1-73
Tire Inflation System	1-75
Thermalert Tire Inflation System - 440B	1-75
Thermalert Tire Inflation System - 455B	1-77
Tire Inflation System -Thermalert (3 SAF Axles)	1-79
Tire Inflation System - Harness Kit	1-80
Winches	1-81
Winch Installation - 12K Spring Tension (BRADEN)	1-81
Winch Items - 12,000 Lb. (BRADEN)	1-83
Winch Installation - 20K Spring Tension (BRADEN)	1-87
20K Air Tension/Release (BRADEN)	1-89
Winch Items - 20,000Lb. (BRADEN)	1-95
Winch - Air Shift Cylinder	1-98
Winch - Motor Assembly	1-99
20K 2 Speed (WARN)	1-101
Winch Items - 20K 2 Speed (WARN)	1-103
30K 2 Speed (WARN)	1-105
Winch Items - 30K 2 Speed (WARN)	1-107
Landing Gear	1-108
Landing Gear Installation - Bolt-On Park Stand	1-108
Landing Gear Installation - Jost 410	1-109
Landing Gear Installation - Jost #A401T19	1-111
Dock Levelers	1-113
Dock Level Installation	1-113
Dock Leveler Assembly - Single 60K (440B)	1-115
Dock Leveler Assembly - Single 60K	1-117
Dock Leveler Assembly - Single 60K (400-102 Big Brake)	1-119
Dock Leveler Assembly - Single 120K	1-120
Dock Leveler Leg Assembly - W/ Lock Valve	1-121
Dock Leveler Valve	1-124
Air Digital Scales - Options	1-125
Air Digital Scale - Loadmaxx System	1-125
Air Digital Scale - Quickload System	1-126
Air Digital Scale - Right Weigh System	1-127
Bulkheads - Options	1-128
Bulkhead Assembly	1-128
Bulkhead - Chain Rack Lights General Assembly	1-130
Bulkhead - Chain Rack Lights Electrical System	1-132
Bulkhead Installation - Special	1-134
Towmate Strobe Installation	1-136
Bulkhead - Work Light Installation	1-138
Bumper - Options	1-139
Bumper - Strobe Installation - Option	1-139
Electrical Installation - Options	1-140
7-Way Electrical Installation	1-140
Rear Side Electrical Outlet Installation	1-141
Engines - Options	1-142

25 HP Upper Deck Package	1-142
Engine - Front Mount Extension Package Installation	1-148
Engine - Front Mount Installation	1-149
Engine - Upper Deck Stand Installation	1-150
Hydraulic Kits - Options	1-152
Hydraulic Wet Kit Items - 30 Gallon	1-152
Hydraulic Wet Kit Items - 35 Gallon Aluminum	1-154
Hydraulic Conversion Kit - Ball to Flat	1-156
Hydraulic Park Stand	1-158
Hydraulic Park Stand - General Items	1-158
Hydraulic Park Stand - Hydraulic Items	1-160
Hydraulic Cylinder - 3-1/2 X 20	1-162
Light Installations - Options	1-164
Backup Alarm/Light Installation	1-164
Under Deck - Lighting Installation	1-166
Four Corner Light Installation	1-168
Swingout Light Installation	1-170
Swing-Arm Light Assembly - Turn Signal/Emergency Flasher	1-171
Swingout Marker Light Installation - Red/Amber	1-172
Swing-Arm Marker Light Assembly - STREET	1-173
Swing-Arm Light Assembly - CURB	1-174
Roller Guides - Options	1-175
4 Roller Guide Installation - 12K (BRADEN)	1-175
4 Roller Guide Installation - 20K (BRADEN)	1-176
4 Roller Guide Installation - 20K/30K (WARN)	1-178
Pop-Up Roller Installation	1-180
8 Pop-Up Roller Installation	1-180
Pop-Up Roller Installation	1-184
Spare Tire Accessories	1-185
Spare Tire - Mount Assembly	1-185
Upper Deck - Options	1-186
Upper Deck - Cover Assembly	1-186
Upper Deck - Extension Bridge Storage Rack	1-187
Upper Deck - Slope Light Installation	1-188
Upper Deck - Roller Installation	1-189
Winch Options	1-190
Winch - 12K/20K Guard Installation (BRADEN)	1-190
Winch - 12K Guide Assembly (BRADEN)	1-191
Winch - 20K/30K Guard Installation (WARN)	1-192
Guard Installation - Winch 20K Pivot	1-193
Winch - Tie Down Installation	1-194
Winch Trim Plate Installation	1-195
Winch - Work Light Installation	1-196
Miscellaneous Options	1-197
Electrical Disconnect Switch Installation	1-197
Front Flip Extension	1-198
Gooseneck Mud Flap Installation	1-199
Outrigger Installation	1-200
Pressure Gauge Installation	1-202

Registration Holder Installation	1-203
Slope Filler Deck Installation	1-204
Folding Step - Option	1-205
Electrical Disconnect - Option	1-206

Illustrated Parts List

Instructions For Ordering Parts

ORDER PARTS FROM LANDOLL PARTS DISTRIBUTION CENTER

**** Repair parts must be ordered through an Authorized Dealer ****

PHONE NO: 1-800-423-4320 OR 1-785-562-5381
 ORDER ONLINE: Dealer.landoll.com

FAX NO: 888-527-3909

IDENTIFICATION PLATE

The identification plate, which lists the model number and serial number, is located on the front of the frame (See Figure 1-1.)

SERIAL NUMBER NOMENCLATURE

The serial number for the Model 440B/455B Series Semitrailer is located on the identification plate.

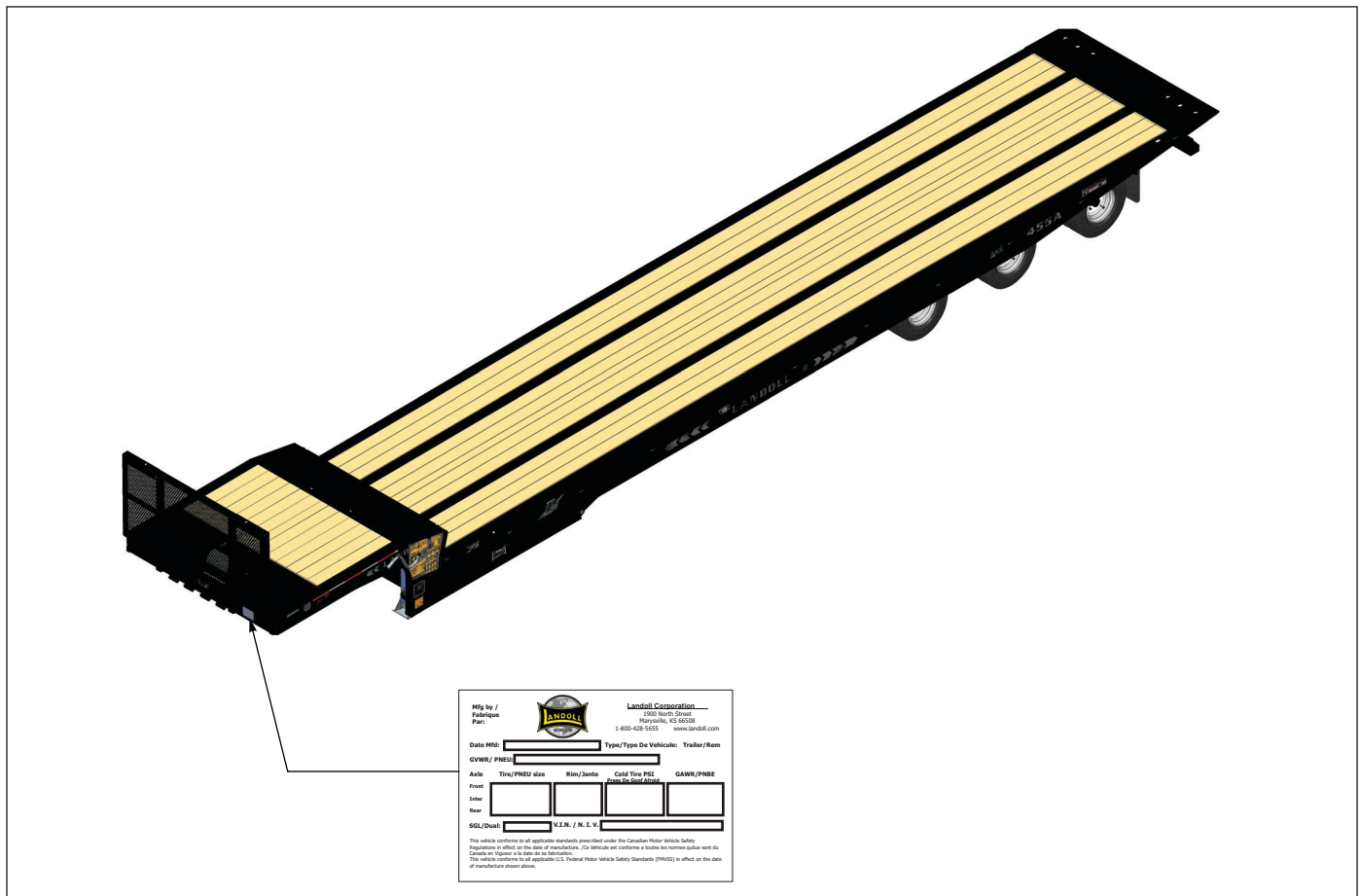


Figure 1-1: Identification Plate and Location

General Assembly

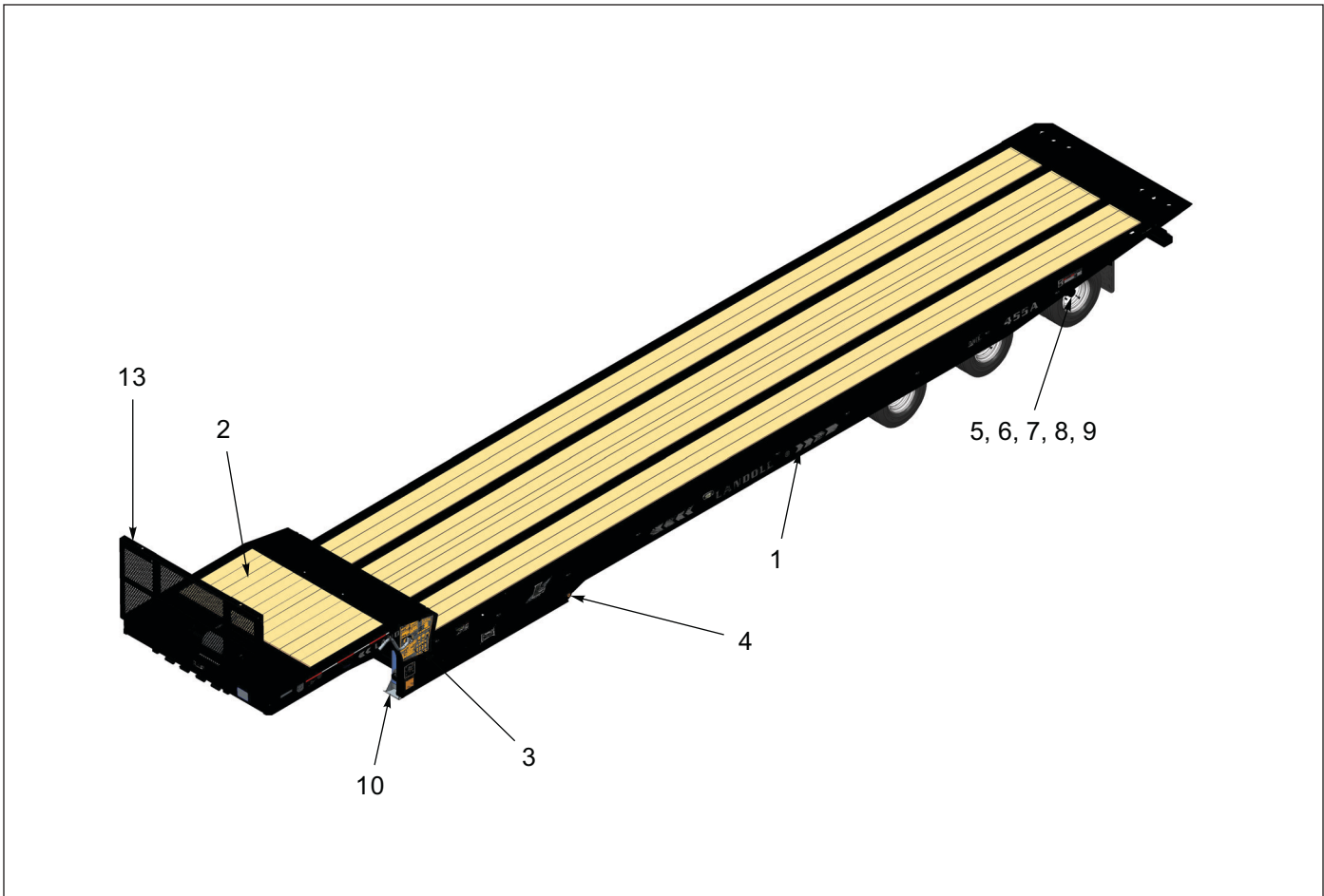


Figure 1-2: General Assembly

General Assembly

ITEM	PART/PAGE NO.	DESCRIPTION	QTY.
1	1-3 - 1-5	DECAL INSTALLATION	----
2	1-6 - 1-11	UPPER DECK ASSEMBLY	----
3	1-12 - 1-29	HYDRAULIC SYSTEM AND ASSEMBLIES	----
4	1-30 - 1-35	ELECTRICAL SYSTEM AND REMOTE ASSEMBLIES	----
5	1-35 - 1-47	UNDERCARRIAGE ASSEMBLIES	----
6	1-47 - 1-57	AIR RIDE SUSPENSION	----
7	1-59 - 1-63	AXLE AND BRAKE ASSEMBLY	----
8	1-65 - 1-71	AIR BRAKE SYSTEM	----
9	1-75- 1-81	TIRE INFLATION SYSTEM	----
10	1-81 - 1-108	WINCHES	----
11	1-108 - 1-124	LANDING GEAR AND DOCK LEGS (NOT SHOWN)	----
12	1-125 - 1-127	SCALES (NOT SHOWN)	----
13	1-128 - 1-138	BULKHEADS	----
14	1-139 - 1-205	BUMPER, ELECTRICAL, ENGINE DRIVES & MISC. OPTIONS (NOT SHOWN)	----

Decals

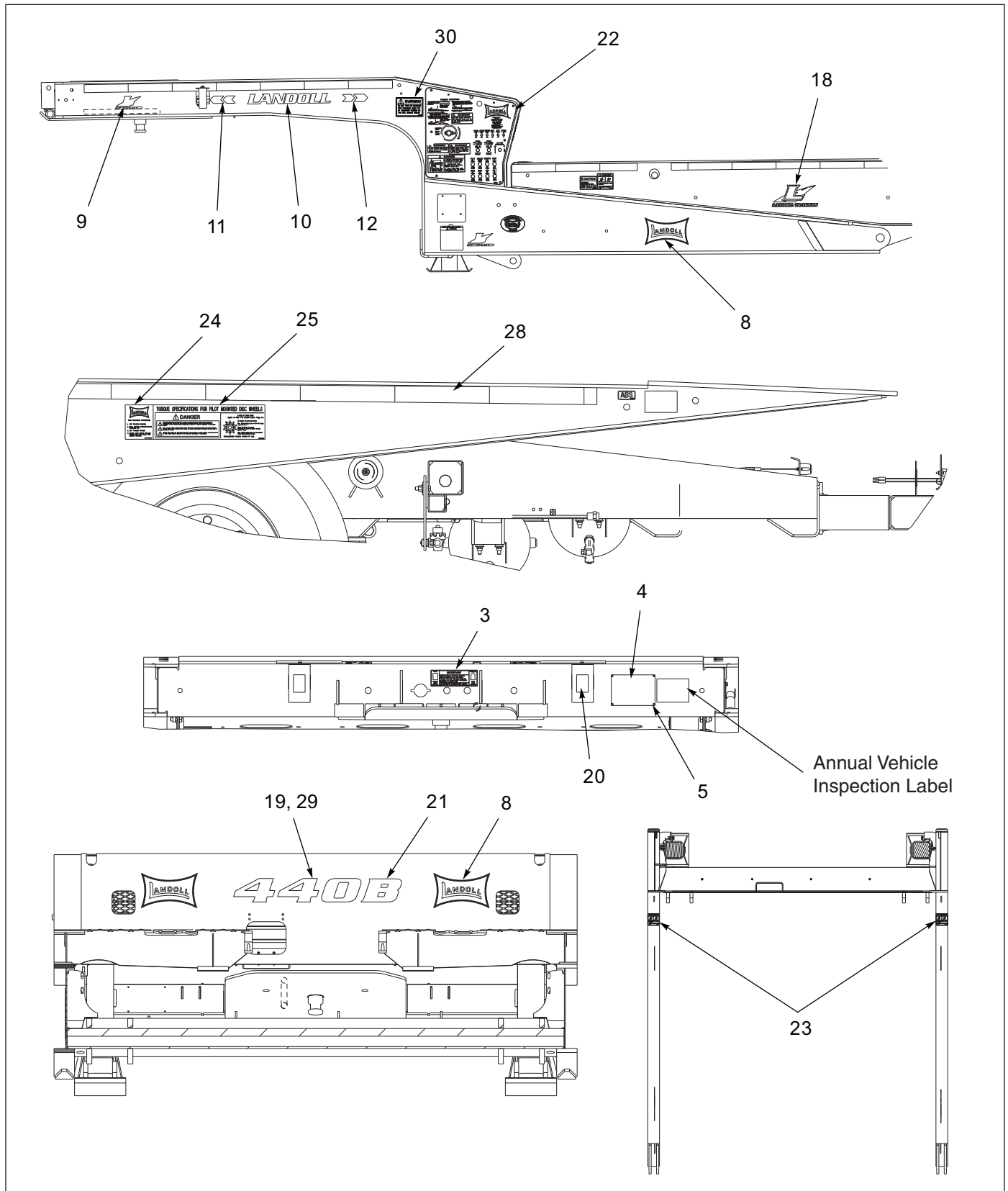


Figure 1-3: Decal Arrangement (1 of 2)

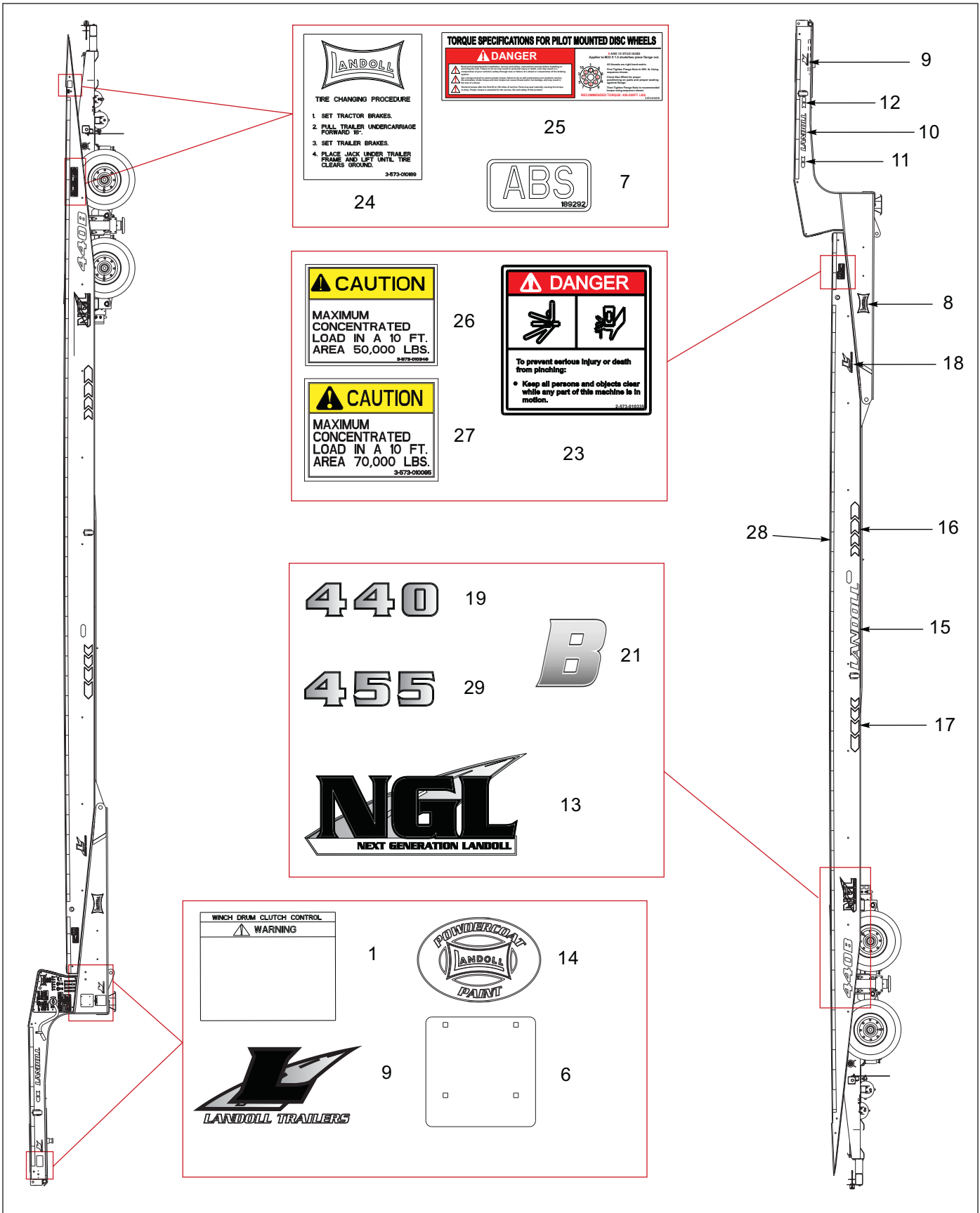


Figure 1-4: Decal Arrangement (2 of 2)

Decal Arrangement

ITEM	PART NO.	DESCRIPTION	QTY.	
	212374	DECAL INSTALLATION 440B (REF. ONLY)	*	
	214440	DECAL INSTALLATION 455B (REF. ONLY)		*
1	100600	DECAL, WARNING, BRADEN WINCH	REF	REF
2	101855	WARNING LAMP LABEL, ABS (NOT SHOWN)	1	1
3	105822	DECAL HYD COUPLER	1	1
4	155780	INFORMATION FOR TRAILER VIN	1	1
5	156010	RIVET, BLIND, .156 X 1/2 GRIP	4	4
6	189253	PLATE, COVER, WEIGH SCALE	1	1
7	189292	DECAL, ABS, WHITE	1	1
8	192208	DECAL, BOWTIE 6-3/4 X 11	4	4
9	196165	DECAL, HIGHWAY L	3	3
10	196167	DECAL, LANDOLL SMALL	2	2
11	196168	DECAL, ARROW SMALL 2LH	2	2
12	196169	DECAL, ARROW SMALL 2RH	2	2
13	196171	DECAL, NEXT GENERATION	2	2
14	196173	DECAL, POWDERCOAT SMALL	1	1
15	196174	DECAL, LANDOLL LARGE	2	2
16	196175	DECAL, ARROW LARGE 4RH	2	2
17	196176	DECAL, ARROW LARGE 4LH	2	2
18	196177	DECAL, HIGHWAY L LARGE	2	2
19	197419	DECAL, 440 TRAILER	REF	--
20	202578	REFLEXITE WHITE 3 IN. LENGTH	REF	REF
21	212388	DECAL LETTER B	3	3
22	212432	PLACARD CONTROL PANEL	1	1
23	2-573-010335	DECAL, DANGER, PINCH POINT	4	4
24	3-573-010189	DECAL, TIRE CHANGING PROCEDURE	1	1
25	3-573-010210	DECAL, TORQUE SPEC 8-10 STUD HUB	1	1
26	3-573-010349	DECAL, CAUTION, 50K/10FT CONC LOAD	2	2
27	3-573-010085	DECAL, CAUTION, 70K/10FT CONC LOAD	2	2
28	3-573-010377	DECAL, 2 IN. REFLEXITE TAPE, RED/WHITE	REF	REF
29	197420	DECAL, 455 TRAILER	--	3
30	217155	DECAL, WARNING TRAVELING AXLE	1	1

Upper Deck

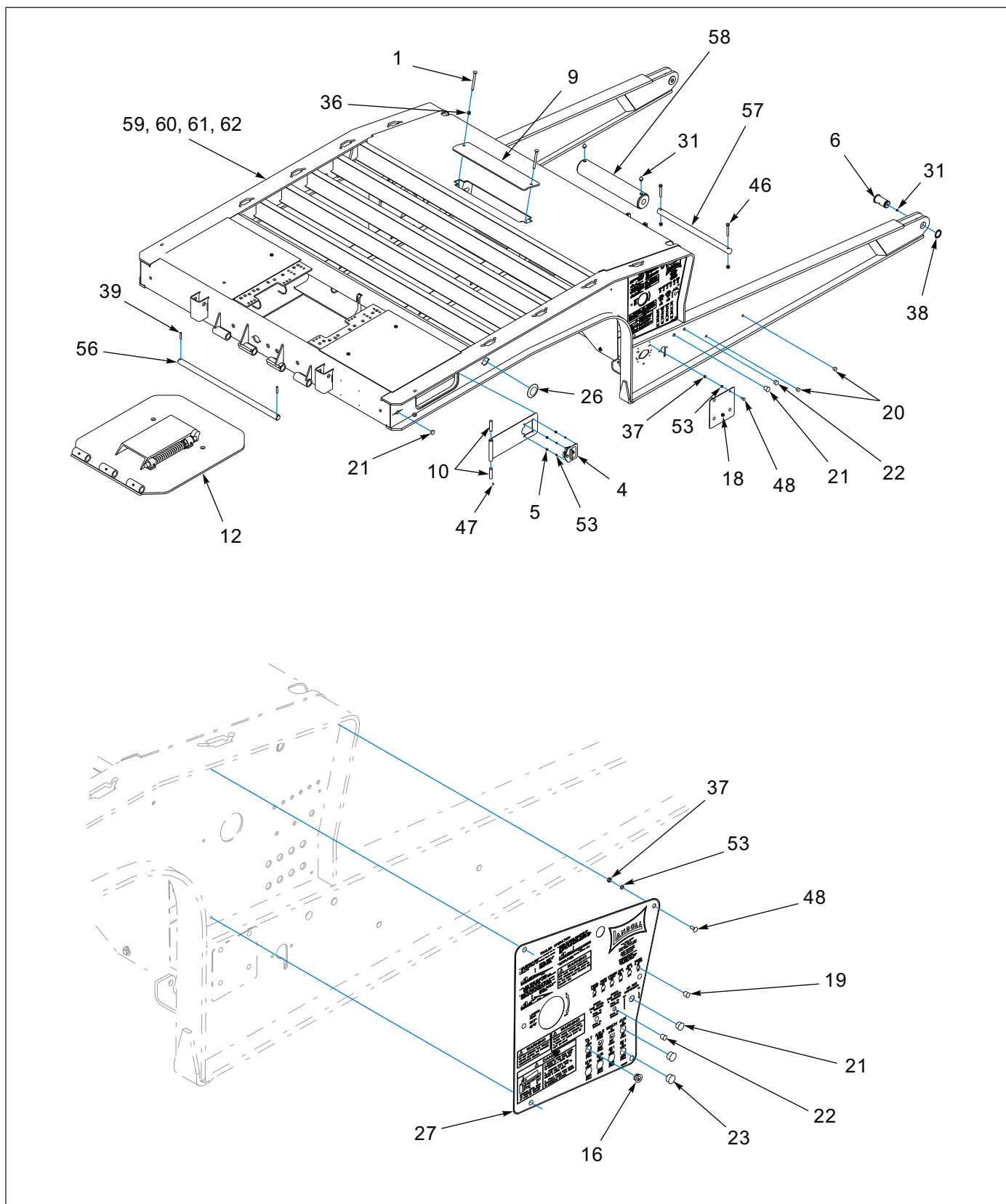


Figure 1-5: Upper Deck Assembly (1 of 3)

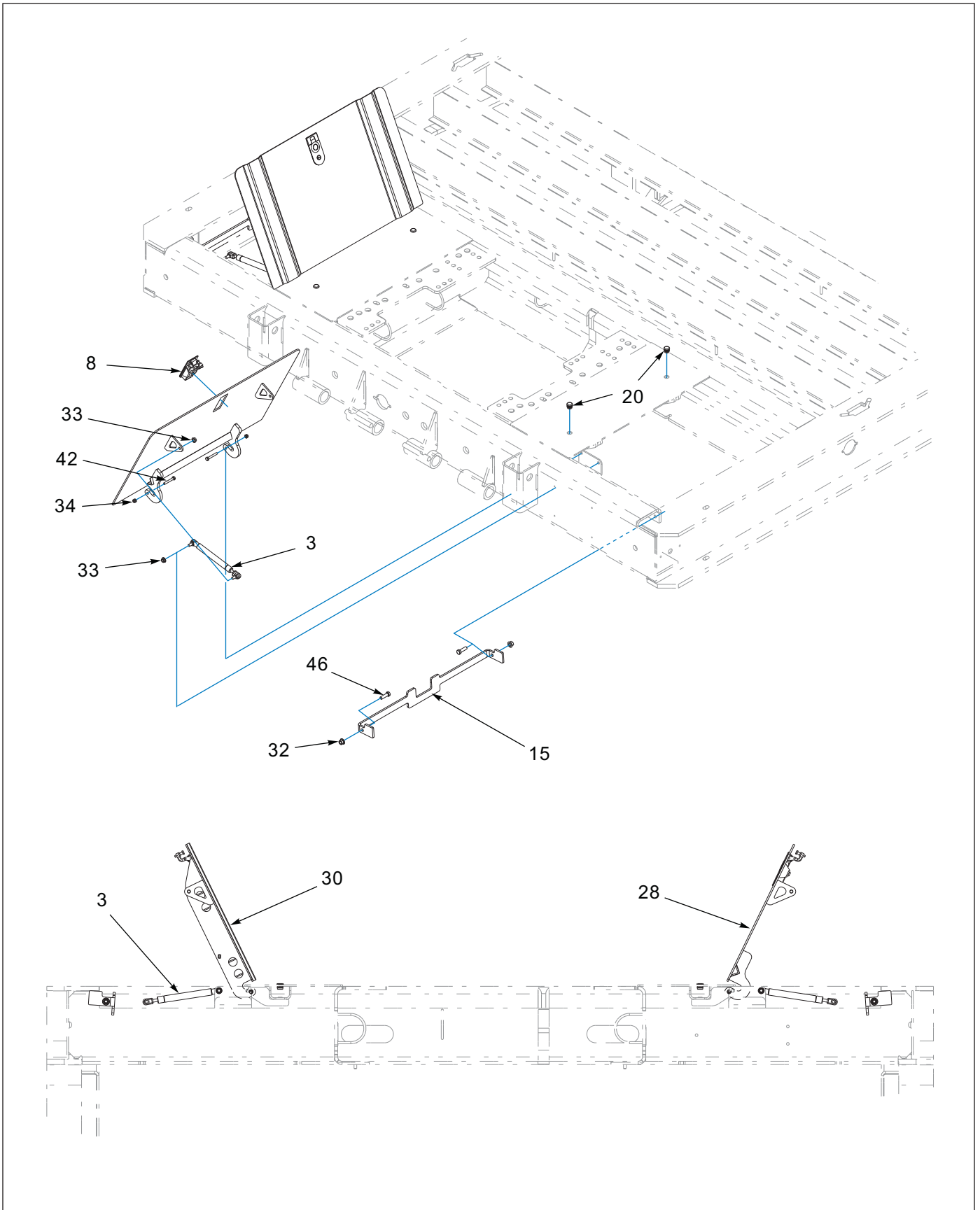


Figure 1-6: Upper Deck Assembly (2 of 3)

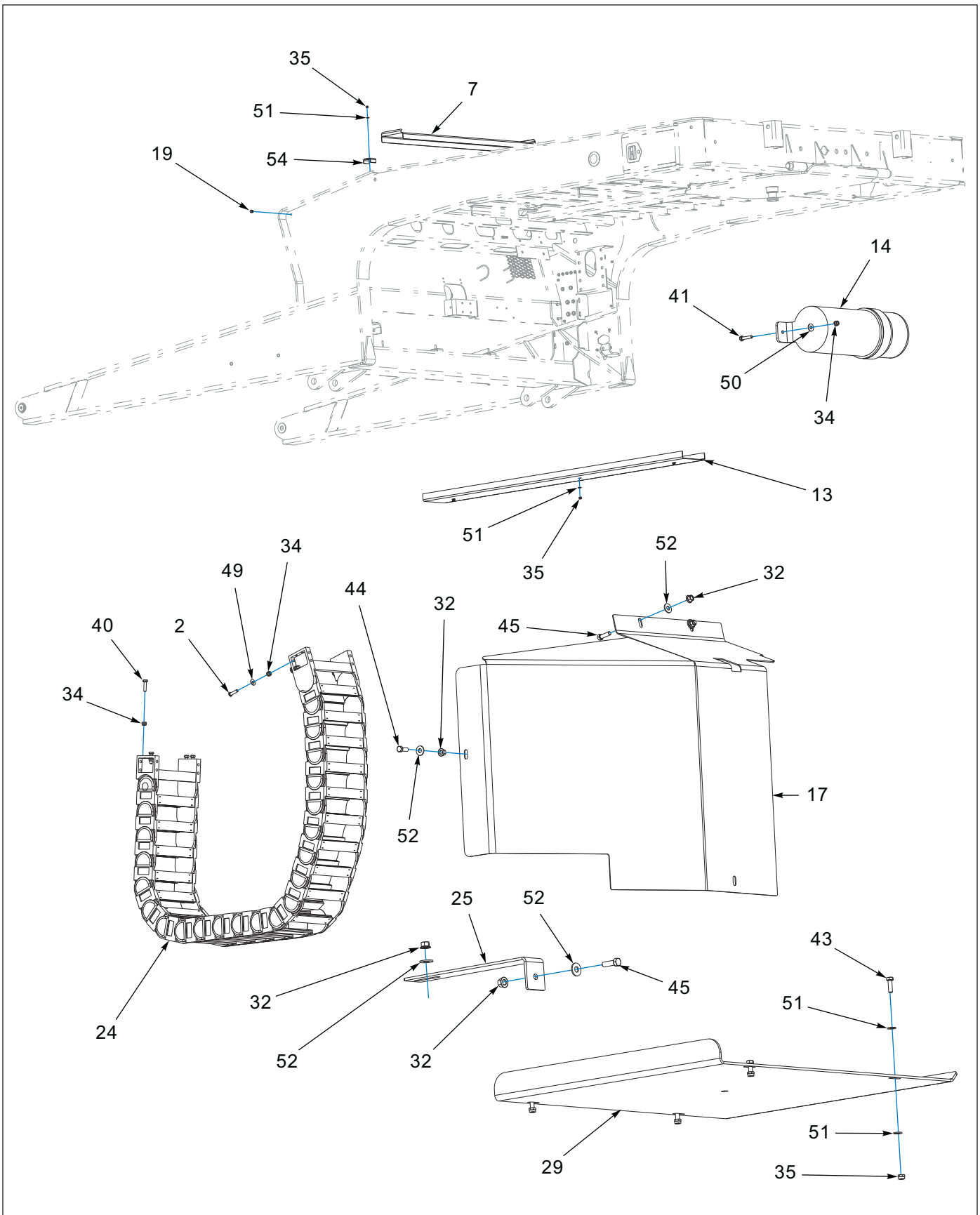


Figure 1-7: Upper Deck Assembly (3 of 3)

Upper Deck Assembly

ITEM	PART NO.	DESCRIPTION	QTY.			
	213994	G/N ASSEMBLY, TOP TLBX (REF. ONLY)	*			
	215202	G/N ASSEMBLY, 400B SIDE TLBX (REF. ONLY)		*		
	215196	G/N ASSEMBLY, 400B HD TOP TLBX (REF. ONLY)			*	
	214643	G/N ASSEMBLY, 400B HD SIDE TLBX (REF. ONLY)				*
1	100939	SCREW, RD HD, SQ NK, 1/2-13X5-1/2	2	2	2	2
2	108610	SCREW, BHSC 1/4-20UNCX1	4	4	4	4
3	110435	BT CONSOLE LIFT, GAS SPRING	2	--	2	--
4	114814	LATCH, FOLDING T, LOCKABLE	--	2	--	2
5	115877	NUT, HEAVY HEX, 1/4-20 GR5	--	8	--	8
6	116943	PIN WLDMT, PIVOT 410	2	2	2	2
7	117565	COVER, HOSE LOWER, 410 G/N	1	1	1	1
8	118853	COMPRESSION LATCH	2	--	2	--
9	131196	PLATE, WINCH CABLE WEAR U/D 400	1	1	1	1
10	135181	BUSHING, NYLATRON TOOLBOX	--	4	--	4
11	136352	DOOR, WLDMT, TOOLBOX 400, RMV	--	2	--	--
11	140851	DOOR, WLDMT, TOOLBOX, 410HD, RMV	--	--	--	2
12	141609	HITCH PLATE ASSEMBLY, 400	1	1	1	1
13	145104	COVER, HOSE UPPER, 410 HD	--	--	2	2
14	150076	MANUAL HOLDER, 4-1/4 ID	1	1	1	1
15	176069	CHAIN HOLDER	2	--	2	--
16	178444	BUSHING NYLON INSERT 9/16 ID	3	3	3	3
17	186890	SHIELD, HYD CONTROLS	1	1	1	1
18	189253	PLATE COVER, WEIGH SCALE	1	1	1	1
19	189278	PLUG, PLASTIC PANEL, 1/2 - 9/16	6	6	6	6
20	189279	PLUG, PLASTIC PANEL, 5/8	8	4	8	4
21	189280	PLUG, PLASTIC PANEL, 3/4	3	3	3	3
22	189281	PLUG, PLASTIC PANEL, 13/16	3	3	3	3
23	189282	PLUG, PLASTIC PANEL, 7/8	5	5	5	5
24	189326	SUPPORT, E-CHAIN, 22 LINKS, 3838W	1	1	1	1
25	192152	SHIELD BRACE, G/N 400A	1	1	1	1
26	204158	HOLE, PLUG 2-1/4 ID X 3-5/8 OD	2	2	2	2
27	212432	PLACARD, CONTROL PANEL, 400B	1	1	1	1
28	213496	NWB TOOLBOX LID	REF	--	REF	--
29	213500	G/N TOOLBOX BOTTOM PLATE	1	1	1	1
30	213502	EURO TOOLBOX DOOR	REF	--	REF	--
31	1-298-010001-1	FITTING, GREASE, 1/4-28 STR SHORT	4	4	4	4
32	1-510-010001	NUT, 3/8-16 UNC, FLANGE LOCK	11	7	11	7
33	1-510-010004-03	NUT, FLG HD, SPIRAL LOCK, 5/16-18 UNC	4	--	4	--
34	1-512-010005-01	NUT, HEX, SLFLKG, 1/4-20 UNC, GRB	15	11	15	11
35	1-512-010005-03	NUT, HEX, SLFLKG, 5/16-18 UNC, GRB	17	17	15	17
36	1-512-010005-09	NUT, HEX, SLFLKG, 1/2-13 UNC, GRB	4	4	4	4
37	1-512-010007-05	NUT, HEX, 1/4-20 UNC, GR2	10	10	10	10
38	1-630-010021-02	RING, RETAINING 2 HD	2	2	2	2
39	1-647-010004255	ROLL PIN, SLOTTED, 3/8 X 2	2	2	2	2
40	1-654-010047-06	SCREW, HEX, 1/4-20UNX1 GR5	4	4	4	4
41	1-654-010047-07	SCREW, HEX, 1/4-20UNCX1-1/4 GR5	3	3	3	3
42	1-654-010047-09	SCREW, HEX, 1/4-20UNCX1-3/4 GR5	4	--	4	--
43	1-654-010049-05	SCREW, HX CP, 5/16-18UNC X 1 GR5	8	8	8	8
44	1-654-010051-05	SCREW, HEX, 3/8-16UNCX1 GR5	1	1	1	1

Upper Deck Assembly

ITEM	PART NO.	DESCRIPTION	QTY.			
45	1-654-010051-06	SCREW, HEX, 3/8-16UNCX1-1/4 GR5	7	3	7	3
46	1-654-010055-11	SCREW, HEX, 1/2-13UNCX3-1/2 GR5	2	2	2	2
47	1-654-010147-06	SCREW, RNDHD, SLF/TPG #6-20X3/4	--	8	--	8
48	1-654-010158-1	SCREW, RD HD, SQ NCK, 1/4-20X3/4	10	10	10	10
49	1-861-010032-06	WASHER, FLAT, ZP/CD, 1/4N	4	4	4	4
50	1-861-010032-07	WASHER, FLAT, ZP/CD, 1/4W	3	3	3	3
51	1-861-010032-08	WASHER, FLAT, ZP/CD, 5/16N	25	25	23	25
52	1-861-010032-11	WASHER, FLAT, ZP/CD, 3/8W	6	6	5	5
53	1-861-010034-09	WASHER, LKG, HLCL SPR, 1/4	10	18	10	18
54	2-181-010001	CLAMP	3	3	3	3
55	1-822-010001	TRIM 1350 3/8 BLK FINE PEBBLE	16F	16F	16F	16F
56	3-557-010469	HINGE PIN, FIFTH WHEEL	1	1	1	1
57	3-642-010134	ROLLER ROD	1	1	1	1
58	3-645-010059	ROLLER WLDMT, CABLE-UPPER DECK	1	1	1	1
59	213978	G/N WLDMT, 400B TOP TLBX	REF	--	--	--
60	215198	G/N WLDMT, 400B SIDE DOOR	--	REF	--	--
61	215192	G/N WLDMT, 400B HD, TPTLBX	--	--	REF	--
62	214639	G/N WLDMT, 400B HD SIDE DOOR	--	--	--	REF

Hydraulic Electrical Air

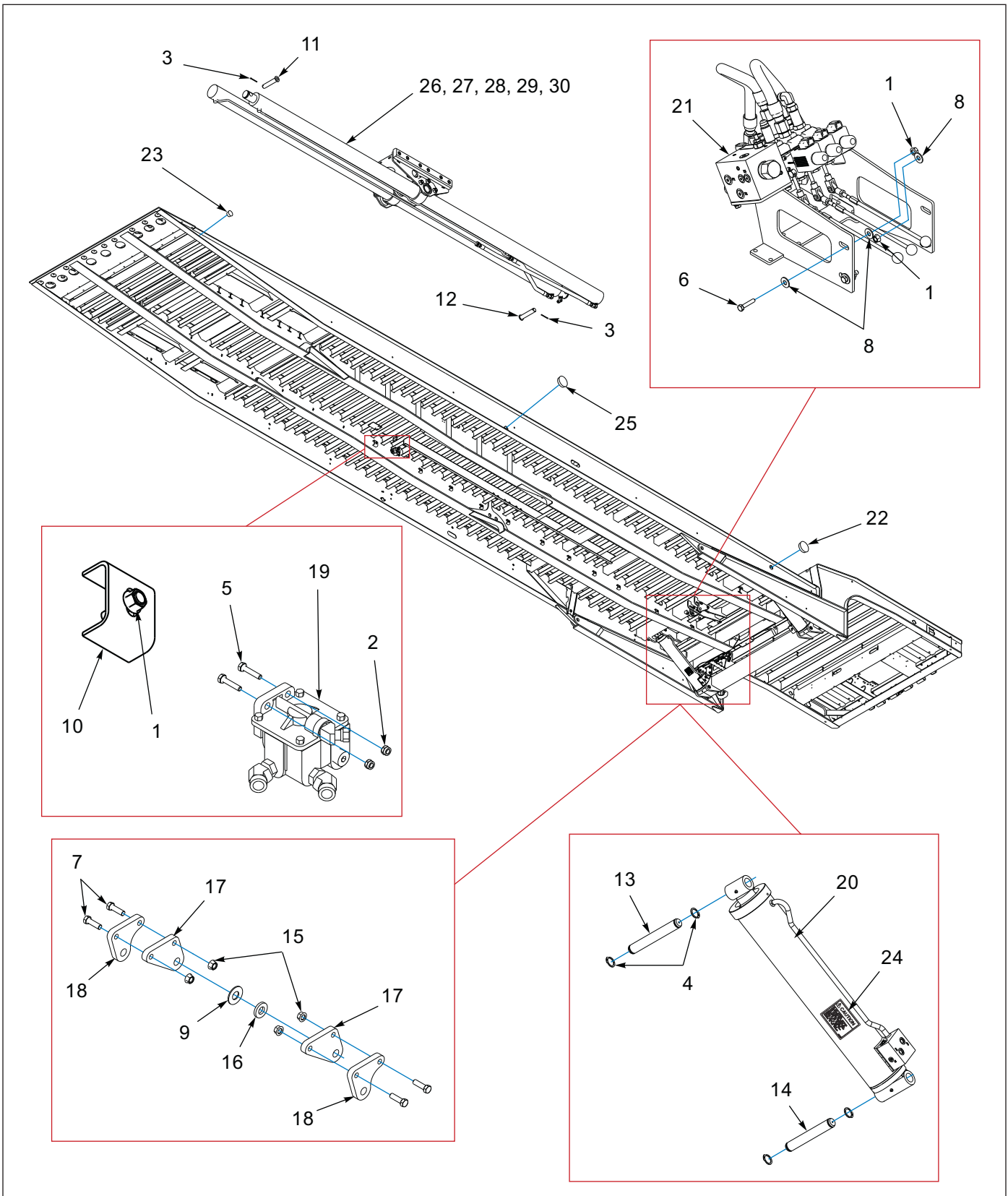


Figure 1-8: General Assembly

General Assembly

ITEM	PART NO.	DESCRIPTION	QTY.							
	212396	HYD ELE AIR 440B-41-102 REMOTE (REF. ONLY) *								
	212398	HYD ELE AIR 440B-48-102/108 REMOTE (REF. ONLY) *								
	212407	HYD ELE AIR 440B-50-102/108 REMOTE (REF. ONLY) *								
	212412	HYD ELE AIR 440B-53-102/108/120 REMOTE (REF. ONLY) *								
	214442	HYD ELE AIR 455B-48/50-102/108/120 REMOTE (REF. ONLY) *								
	214444	HYD ELE AIR 455B-50/53 102/108 REMOTE (REF. ONLY) *								
	215745	HYD ELE AIR 455B-57-102/108 REMOTE (REF. ONLY) *								
1	1-510-010001	NUT, 3/8-16 UNC FLANGE LOCK	12	14	14	16	14	17	18	
2	1-512-010005-01	NUT,HEX,SLFLKG, 1/4-20 UNC,GRB	2	2	2	2	2	2	2	
3	1-557-010362-54	PIN, COTTER, 3/16 X 2 1/4	2	2	2	2	2	2	2	
4	1-630-010021-01	RING, 1.5 RETAINING HD	8	8	8	8	8	8	8	
5	1-654-010027-7	SCREW.HEX, 1/4-20UNCX1-1/4 GR8	2	2	2	2	2	2	2	
6	1-654-010051-07	SCREW, HEX, 3/8-16UNCX 1-1 /2 GR5	2	2	2	2	2	2	2	
7	1-654-010061-07	SCREW, HEX, 3/ 4-10UNCX2 1 /2 GR5	4	4	4	4	4	4	4	
8	1-861-010032-11	WASHER, FLAT, ZP/CD, 3/8W	6	6	6	6	6	6	6	
9	1-861-010032-29	WASHER, FLAT, ZP/CD, 1-1/ /4W	1	1	1	1	1	1	1	
10	2-181-010001	CLAMP	8	10	10	12	10	13	14	
11	3-557-010031	PIN, CYL., UNDERCARRIAGE	2	2	2	2	1	1	1	
12	3-557-010033	PIN, CYL. BUTT END	--	--	--	--	1	1	1	
13	3-557-010470-01	PIN, 1-1/2 X 9-1/8 ZP	2	2	2	2	2	2	2	
14	3-557-010470-02	PIN, 1-1/2 X 9-13/16 ZP	2	2	2	2	2	2	2	
15	103841	NUT,FLG,PREVAILING TR0,3/4-10 UNC	4	4	4	4	4	4	4	
16	123150	WASHER CYLINDER PIN 410	1	1	1	1	1	1	1	
17	127422	ANCHOR CYLINDER ADJ BOLT-ON	--	2	--	2	2	2	2	
18	127691	ANCHOR CYL ADJ BOLT-ON 435CA	2	--	2	--	--	--	--	
19	141607	VALVE ASSY AIR BOOSTER	1	1	1	1	1	1	1	
20	186807	CYLINDER, 6IN. X 41IN. X 30IN. STROKE,CB	2	2	2	2	2	2	2	
21	186886	VALVE ASSY,3 SPL,35GPM,SOLENOID	1	1	1	1	1	1	1	
22	189276	PLUG, PLASTIC PANEL 2-1 /2	2	2	2	2	2	2	2	
23	189280	PLUG, PLASTIC PANEL 3/ 4	1	1	1	1	1	1	1	
24	193455	DECAL CAUTION CNTR BLNCE VALVE	2	2	2	2	2	2	2	
25	204158	HOLE PLUG 2-1 /4" ID X 3-5/8" OD	2	2	2	2	2	2	2	
26	189258	CYL ASSY U/C 440A-50CA	--	--	1	--	--	--	--	
27	189259	CYL ASSY U/C 440A-53	--	--	--	1	--	--	1	
28	189261	CYL ASSY U/C 440A-48/455A-50CA	--	1	--	--	1	1	--	
29	189262	CYL ASSY U/C 440A-41	1	--	--	--	--	--	--	
30	189267	CYL ASSEMBLY U/C 455-48/50CA	--	--	--	--	1	--	--	

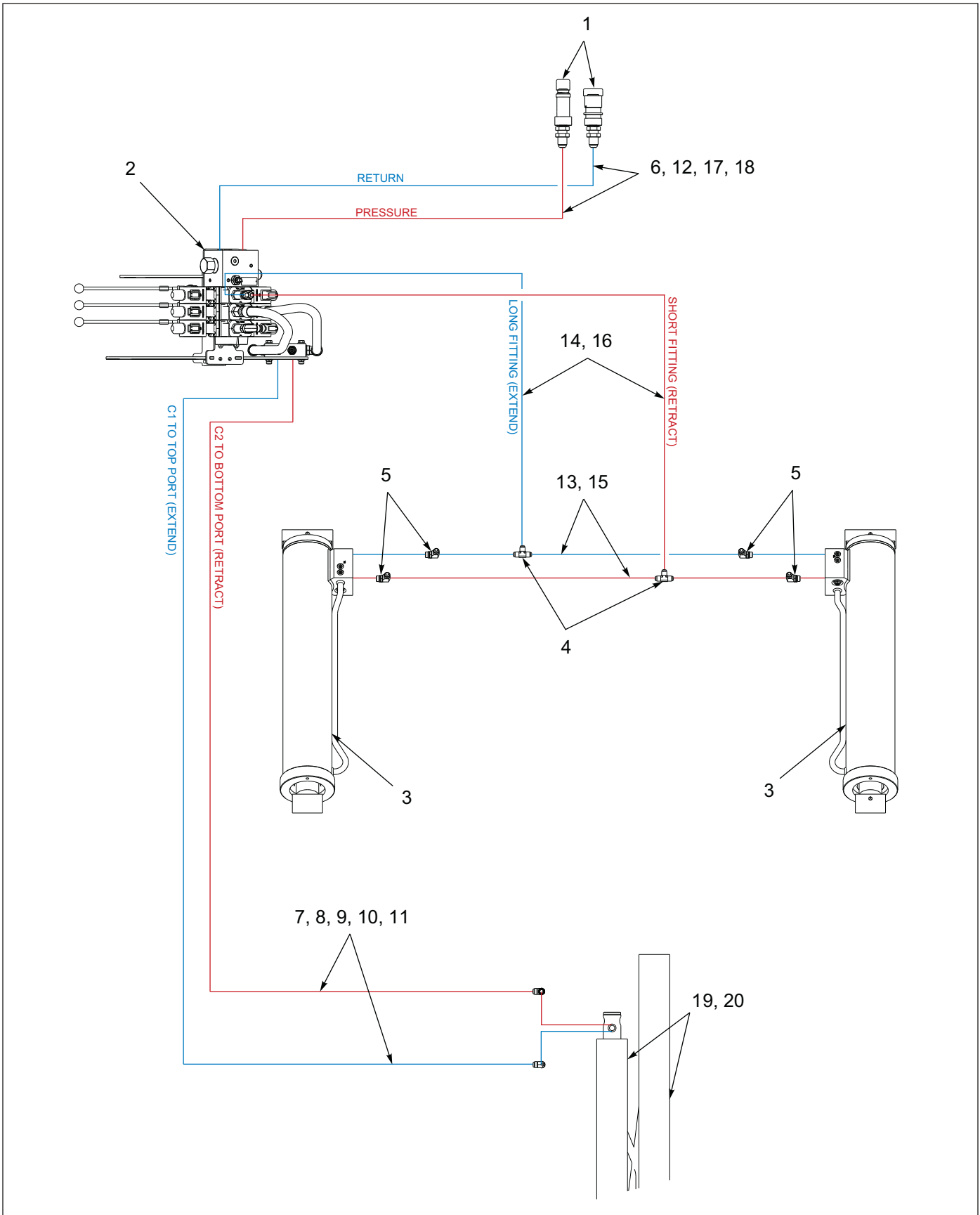


Figure 1-9: Hydraulic System

Hydraulic System

ITEM	PART NO.	DESCRIPTION	QTY.		
	212396	HYD ELE AIR 440B-41-102 REMOTE (REF. ONLY)	*		
	212398	HYD ELE AIR 440B-48-102/108 REMOTE (REF. ONLY)	*		
	212407	HYD ELE AIR 440B-50-102/108 REMOTE (REF. ONLY)	*		
	212412	HYD ELE AIR 440B-53-102/108/120 REMOTE (REF. ONLY)	*		
	214442	HYD ELE AIR 455B-48/50-102/108/120 REMOTE (REF. ONLY)		*	
	214444	HYD ELE AIR 455B-50/53-102/108 REMOTE (REF. ONLY)		*	
	215745	HYD ELE AIR 455B-57-102/108 REMOTE (REF. ONLY)			*
1	143163	CONNECTOR, FRONT SUB ASSEMBLY	REF	REF	REF
2	186886	VALVE ASSEMBLY, 3-SPOOL, 35GPM, SOLE	REF	REF	REF
3	186807	CYLINDER, 6 X 30, 30 STROKE, CB	REF	REF	REF
4	2033-8-8S	ADAPTER, TEE #8 UNION	2	2	2
5	2062-8-8S	ADAPTER, 90, #8 O-RING TUBE	4	4	4
6	166352	HOSE ASSEMBLY, 3/4 X 180 SAE37 STR	2	2	2
7	189297	HOSE ASSEMBLY, 5/8 X 164 SAE37 STR	2	2	--
8	189354	HOSE ASSEMBLY, 5/8 X 134 SAE37 STR	--	2	--
9	189355	HOSE ASSEMBLY, 5/8 X 158 SAE37 STR	--	2	2
10	189356	HOSE ASSEMBLY, 5/8 X 144 SAE37 STR	2	--	--
11	189357	HOSE ASSEMBLY, 5/8 X 122 SAE37 STR	--	2	--
12	190634	HOSE ASSEMBLY, 3/4 X 204 SAE37 STR90	2	2	--
13	1410119	HOSE ASSEMBLY, 1/2 X 50 SAE37, STR90	4	4	4
14	1422072	HOSE #8 ASSEMBLY, 78.5 IN. OAL	2	2	--
15	1-397-010301064	HOSE ASSEMBLY, 1/2 X 64, SAE37 STR	4	4	--
16	1-397-010302070	HOSE ASSEMBLY, 1/2 X 70, SAE37 STR	2	2	2
17	1-397-010305190	HOSE ASSEMBLY, 3/4 X 190, SAE37 STR90	2	2	--
18	1-397-010305216	HOSE ASSEMBLY, 3/4 X 216, SAE37, STR90	2	2	--
19	189259	CYL ASSEMBLY, U/C 440A-53	REF	--	--
20	189267	CYL ASSEMBLY, U/C 455-48/50CA	--	REF	REF

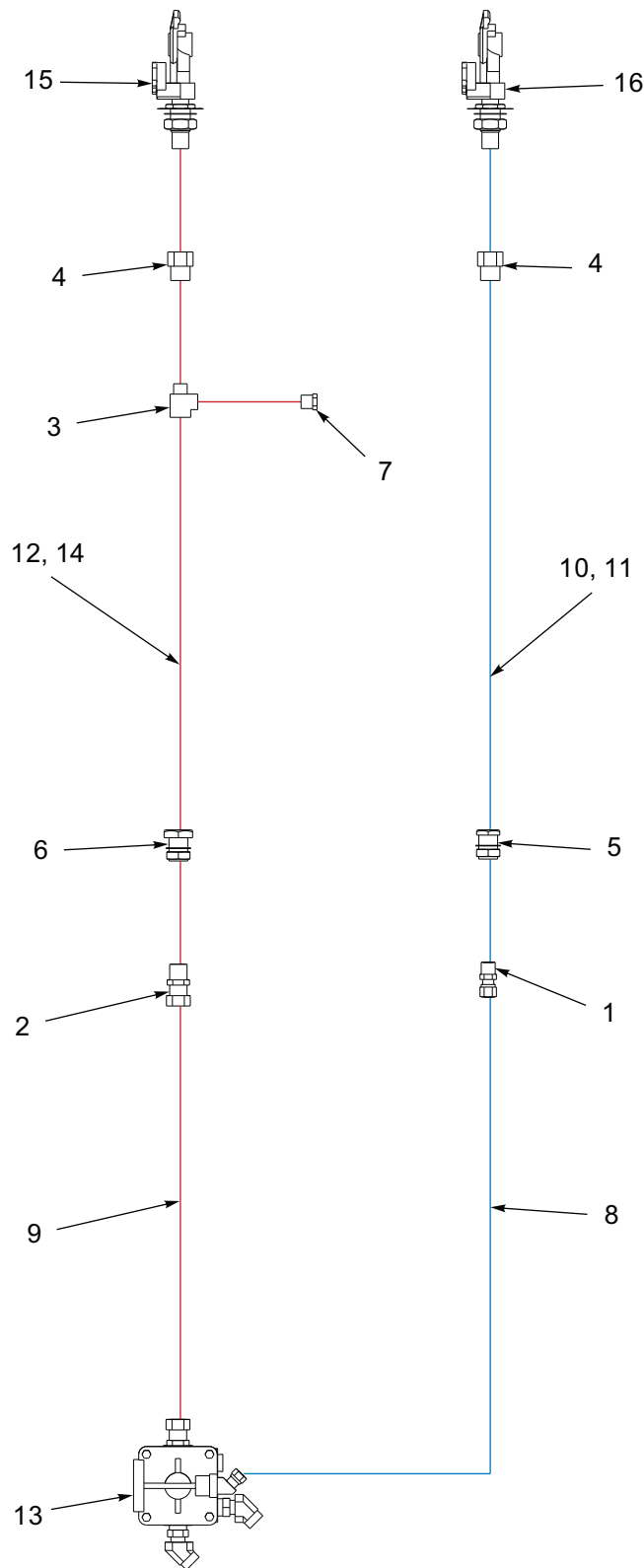


Figure 1-10: Air System

Air System

ITEM	PART NO.	DESCRIPTION	QTY.	
	212396	HYD ELE AIR 440B/455B STD (REF. ONLY)	*	
	212412	HYD ELE AIR 440B/455B HD (REF. ONLY)		*
1	1-297-010007-12	FITTING, AIR 3/8 TUBE TO 3/8 NPT	1	1
2	1-297-010007-16	FITTING, AIR 1/2 TUBE X 1/2 NPT	1	1
3	1-297-010018-03	FITTING, BRS PIPE, ST TEE 3/8	1	1
4	1-297-010021-05	FITTING, BRS PIPE, CPLG 1/2 X 3/8	2	2
5	1-297-010022-03	FITTING, AIR ANCHR CPLG, 3/8 NPT	1	1
6	1-297-010022-04	FITTING, AIR ANCHR CPLG, 1/2 NPT	1	1
7	1-297-010033-03	FITTING, BRASS PLUG, HEX 3/8 NPT	1	1
8	1-833-010002	TUBING NYLON, 3/8 OD	18	18
9	1-833-010003	TUBING NYLON, 1/2 OD	18	18
10	100949	HOSE, AIR 3/8 X 222, WITH 3/8 ENDS	1	--
11	122557	HOSE, AIR 1/2 X 240, .38-.5 NPT	1	--
12	141607	VALVE ASSY, AIR BOOSTER (SEE PAGE 1-25)	REF	REF
13	149051	HOSE, AIR 1/2X264, .38-.5 NPT (USED ON HD ONLY)	--	1
14	109209	HOSE, AIR 3/8X244 W/ 3/8 ENDS (USED ON HD ONLY)	--	1
15	108801	GLAD HAND, RED, AIR	1	1
16	108802	GLAD HAND, BLUE, AIR	1	1

Cylinders & Air Connectors

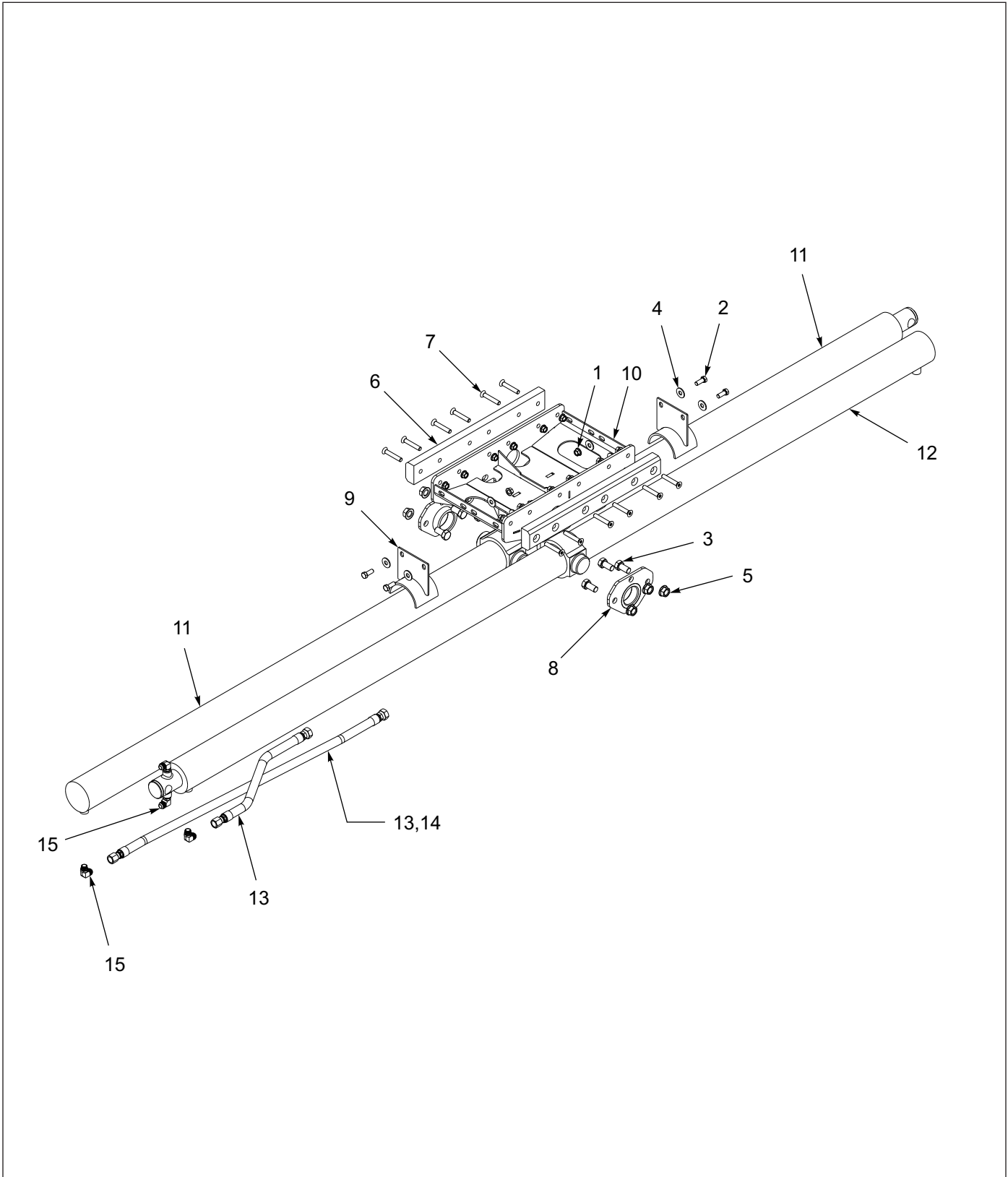


Figure 1-11: Cylinder Assembly - U/C

Cylinder Assembly - U/C

ITEM	PART NO.	DESCRIPTION	QTY.					
	189258	CYL ASSY, U/C 440A-50CA	*					
	189259	CYL ASSY, U/C 440A-53		*				
	189261	CYL ASSY, U/C 440A-48/455A-50CA			*			
	189262	CYL ASSY, U/C 440A-41				*		
	189267	CYL ASSY, U/C 455-48/50CA					*	
1	1-510-010003-09	NUT, FLG HD, SERR 1/2-13 UNC	16	16	16	16	16	16
2	1-654-010055-02	SCREW, HEX 1/2-13 UNC X 1-1/4 GR5	4	4	4	4	4	4
3	1-654-010061-03	SCREW, HEX 3/4-10 UNC X 1-1/2 GR5	6	6	6	6	6	6
4	1-861-010032-15	WASHER, FLAT ZP/CD, 1/2W	8	8	8	8	8	8
5	103841	NUT, FLG PREVAILING TRQ, 3/4-10	6	6	6	6	6	6
6	117386	NYLATRON SLIDE, U/C CYL 425	2	2	2	2	2	2
7	118627	SCREW, HXSKT CTSK, 1/2-13 X 3	12	12	12	12	12	12
8	122621	BRACKET, WLDMT CYL MT 410	2	2	2	2	2	2
9	142050	SADDLE, WLDMT U/C CYL TRUN	2	2	2	2	2	2
10	142053	MOUNT, WLDMT CYL TRUN 400	1	1	1	1	1	1
11	186834	CYLINDER, 4 X 138 HI FLOW (SEE PAGE 1-20)	1	1	--	--	--	--
11	189264	CYLINDER, 4 X 100 HI FLOW (SEE PAGE 1-20)	--	--	--	1	--	--
11	189265	CYLINDER, 4 X 126 HI FLOW (SEE PAGE 1-20)	--	--	1	--	1	--
12	186835	CYLINDER, 4 X 126 PORTED ROD HI FLOW (SEE PAGE 1-21)	1	--	1	--	--	--
12	189263	CYLINDER, 4 X 100 PORTED ROD HI FLOW (SEE PAGE 1-21)	--	--	--	1	1	--
12	189266	CYLINDER, 4 X 138 PORTED ROD HI FLOW (SEE PAGE 1-21)	--	1	--	--	--	--
13	189304	HOSE ASSY, 1/2 X 24, SAE 37 STR-STR	1	1	--	2	1	--
13	189305	HOSE ASSY, 1/2 X 36, #10 - #12 JIC	--	--	2	--	--	--
14	189306	HOSE ASSY, 5/8 X 39, #10 - #12 JIC	--	--	--	--	1	--
14	189307	HOSE ASSY, 5/8 X 48, #10 - #12 JIC	1	1	--	--	--	--
15	189302	ADAPTER, 90 #8 O-RING, #10 TUBE	4	4	4	4	4	4

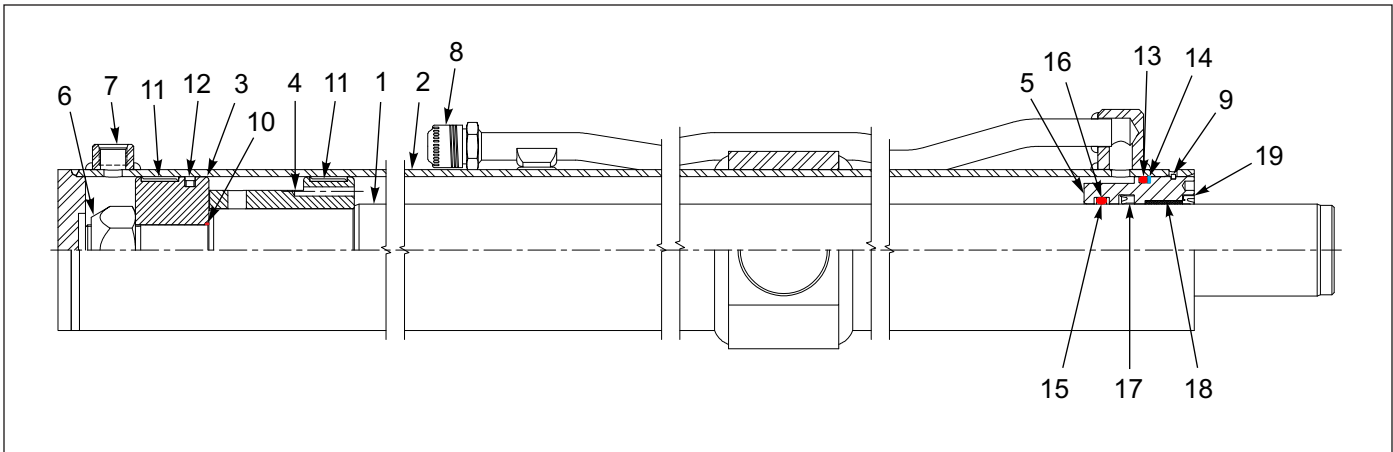


Figure 1-12: Cylinder Assembly - Hi Flow

Cylinder Assembly - Hi Flow

ITEM	PART NO.	DESCRIPTION	QTY.		
	189264	CYLINDER, HI FLOW, 4 X 100	*		
	189265	CYLINDER, HI FLOW, 4 X 126	*		
	186834	CYLINDER, HI FLOW, 4 X 138	*		
1	----	PISTON ROD	1	--	--
1	----	PISTON ROD	--	1	--
2	----	BUTT & TUBE ASSEMBLY	1	--	--
2	----	BUTT & TUBE ASSEMBLY	--	1	--
3	----	PISTON	1	1	1
4	----	PISTON	1	1	1
5	----	GLAND	1	1	1
6	----	LOCKNUT	1	1	1
7	----	SHIPPING PLUG	1	1	1
8	----	JIC CAP	1	1	1
9	----	SQ RETAINING RING	1	1	1
10	----	O-RING	1	1	1
11	----	BEARING RING	2	2	2
12	----	TEFLON SEAL ASSEMBLY	1	1	1
13	----	O-RING	1	1	1
14	----	BU-WASHER	1	1	1
15	----	O-RING	1	1	1
16	----	BU-WASHER	2	2	2
17	----	U-CUP	1	1	1
18	----	DX BUSHING	1	1	1
19	----	WIPER	1	1	1
20	----	INSTALLATION RING	1	1	1
21	201631	PACKING KIT (ITEMS 9-17, 19 & 20, PRINCE CYL)	1		
22	201631	PACKING KIT (ITEMS 9-17, 19 & 20, PRINCE CYL)		1	
23	201631	PACKING KIT (ITEMS 9-17, 19 & 20, PRINCE CYL)			1

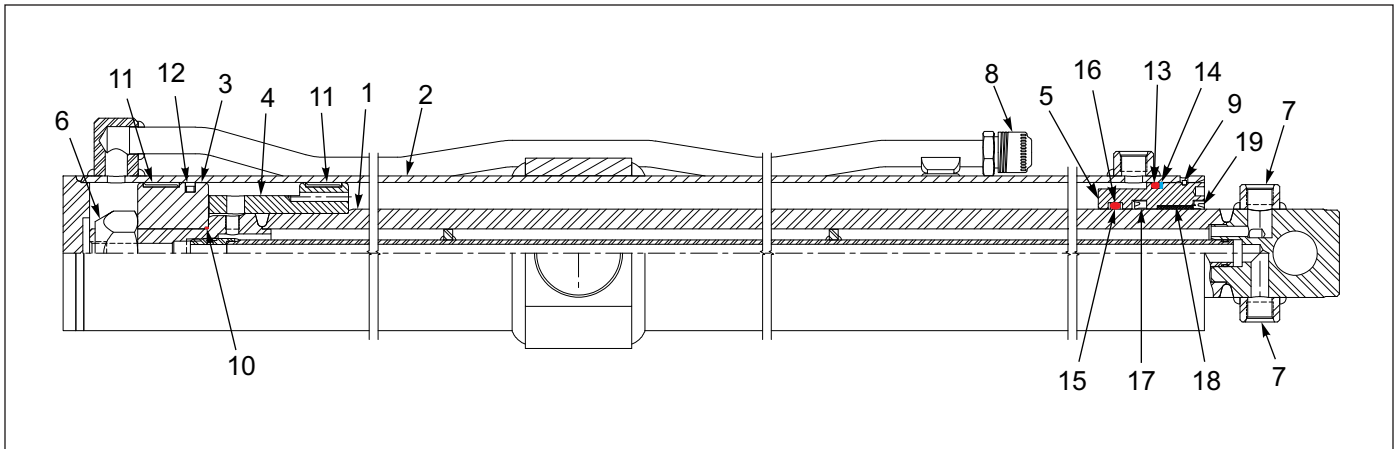


Figure 1-13: Cylinder Assembly - Ported Rod Hi Flow

Cylinder Assembly - Ported Rod Hi Flow

ITEM	PART NO.	DESCRIPTION	QTY.		
	189263	CYLINDER, PORTED ROD HI FLOW, 4 X 100	*		
	186835	CYLINDER, PORTED ROD HI FLOW, 4 X 126		*	
	189266	CYLINDER, PORTED ROD HI FLOW, 4 X 138			*
1	----	PISTON TUBE ASSEMBLY	1	--	--
1	----	PISTON TUBE ASSEMBLY	--	1	--
2	----	BUTT & TUBE ASSEMBLY	--	1	--
2	----	BUTT & TUBE ASSEMBLY	--	--	1
3	----	PISTON	1	1	1
4	----	PISTON	1	1	1
5	----	GLAND	1	1	1
6	----	LOCKNUT	1	1	1
7	----	SHIPPING PLUG	3	3	3
8	----	JIC CAP	1	1	1
9	----	SQ RETAINING RING	1	1	1
10	----	O-RING	1	1	1
11	----	BEARING RING	2	2	2
12	----	TEFLON SEAL ASSEMBLY	1	1	1
13	----	O-RING	1	1	1
14	----	BU-WASHER	1	1	1
15	----	O-RING	1	1	1
16	----	BU-WASHER	2	2	2
17	----	U-CUP	1	1	1
18	----	DX BUSHING	1	1	1
19	----	WIPER	1	1	1
20	----	INSTALLATION RING	1	1	1
21	201631	PACKING KIT (ITEMS 9-17, 19 & 20)	REF	REF	REF

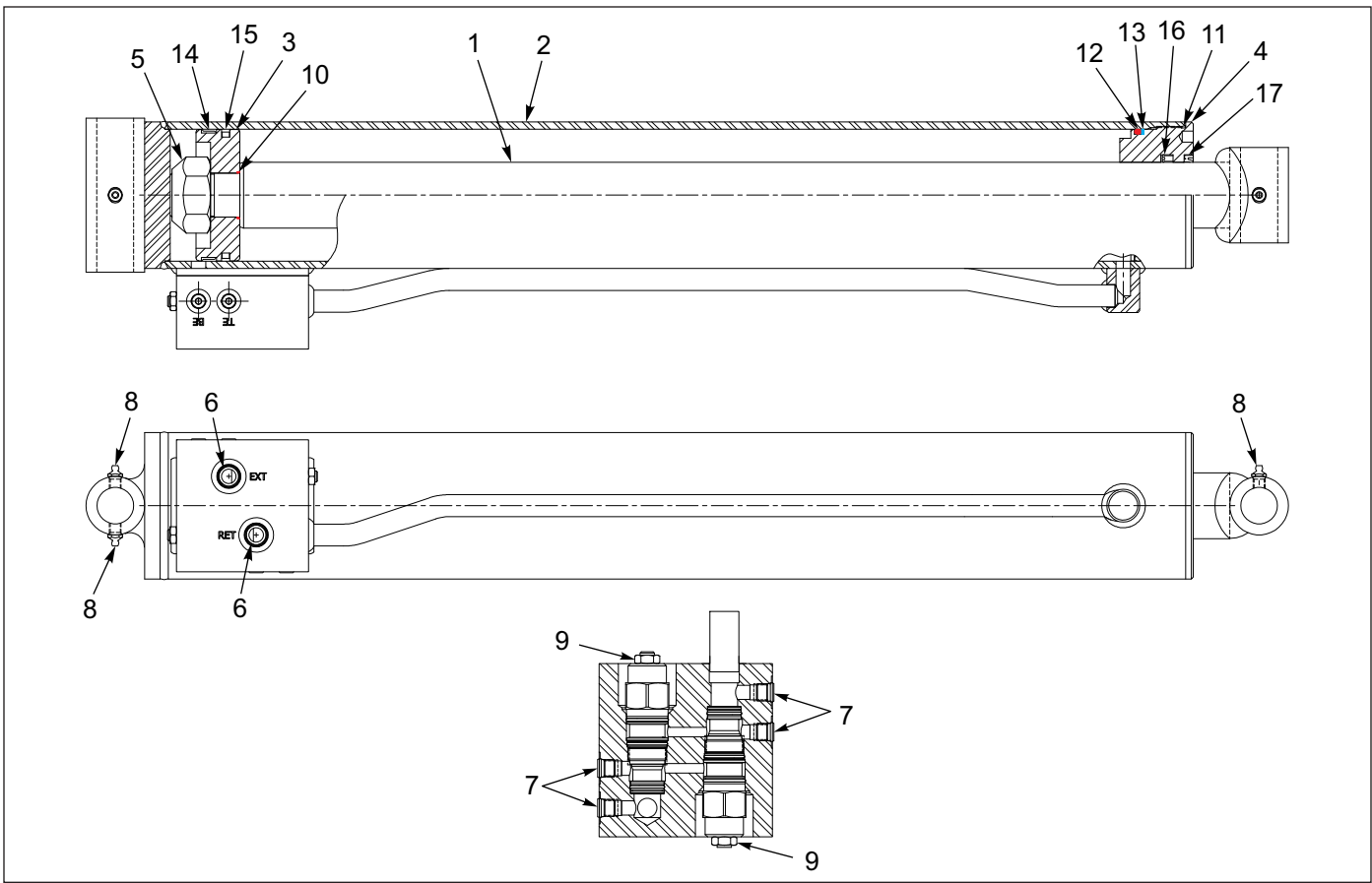


Figure 1-14: Cylinder - 4-1/2 X 30

Cylinder - 4-1/2 X 30

ITEM	PART NO.	DESCRIPTION	QTY.
	195308	CYLINDER, 4-1/2 X 30, 30 STROKE, CB	
1	----	PISTON ROD ASSEMBLY	1
2	----	BUTT & TUBE ASSEMBLY	1
3	----	PISTON	1
4	----	GLAND	1
5	----	LOCKNUT	1
6	----	SHIPPING PLUG	2
7	----	ZERO LEAK PLUG	4
8	----	GREASE ZERK	3
9	197587	COUNTERBALANCE VALVE	1
10	----	O-RING	1
11	----	O-RING	1
12	----	O-RING	1
13	----	BU-WASHER	1
14	----	BEARING RING	1
15	----	TEFLON SEAL ASSY	1
16	----	U-CUP	1
17	----	WIPER	1
18	201632	PACKING KIT (ITEMS 10-17, NOT SHOWN)	1

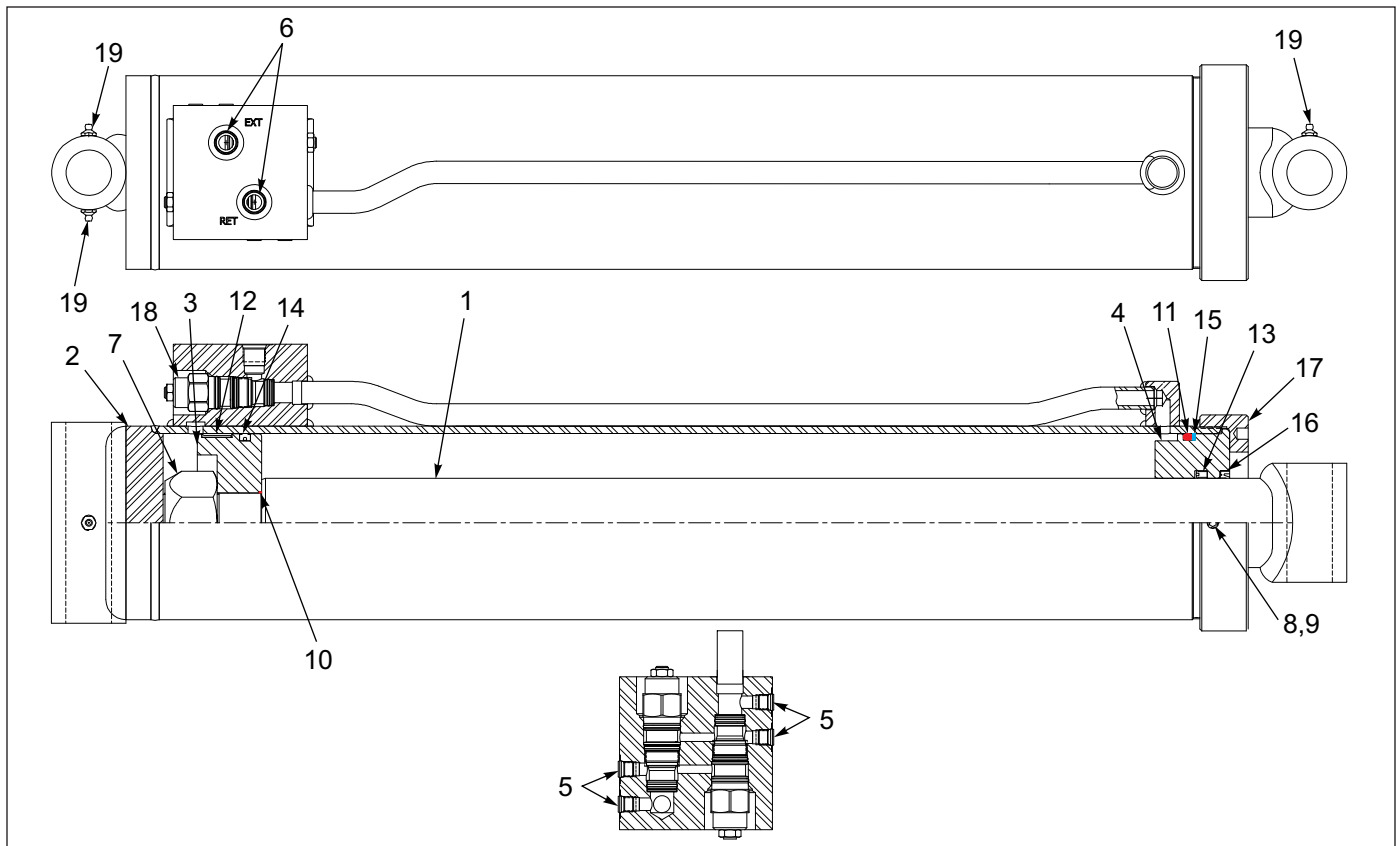


Figure 1-15: Cylinder - 6 X 30

Cylinder - 6 X 30

ITEM	PART NO.	DESCRIPTION	QTY.
	186807	CYLINDER, 6 X 41, 30 STROKE, CB	
1	----	PISTON ROD ASSEMBLY	1
2	----	BUTT & TUBE ASSEMBLY	1
3	----	PISTON	1
4	----	GLAND	1
5	----	ZERO LEAK PLUG	4
6	----	SHIPPING PLUG	1
7	----	LOCKNUT	1
8	----	FLAT POINT SET SCREW	1
9	----	NYLON LOCK	1
10	201633	O-RING	1
11	201633	O-RING	1
12	201633	PISTON BEARING RING	1
13	201633	SYMMETRICAL U-CUP	1
14	201633	CROWN SEAL	1
15	201633	STATIC BU-WASHER	1
16	201633	CANNED WIPER	1
17	----	GLAND CAP	1
18	197587	COUNTERBALANCE VALVE	2
19	----	GREASE ZERK	3
20	201633	PACKING KIT (ITEMS 10-16)	1

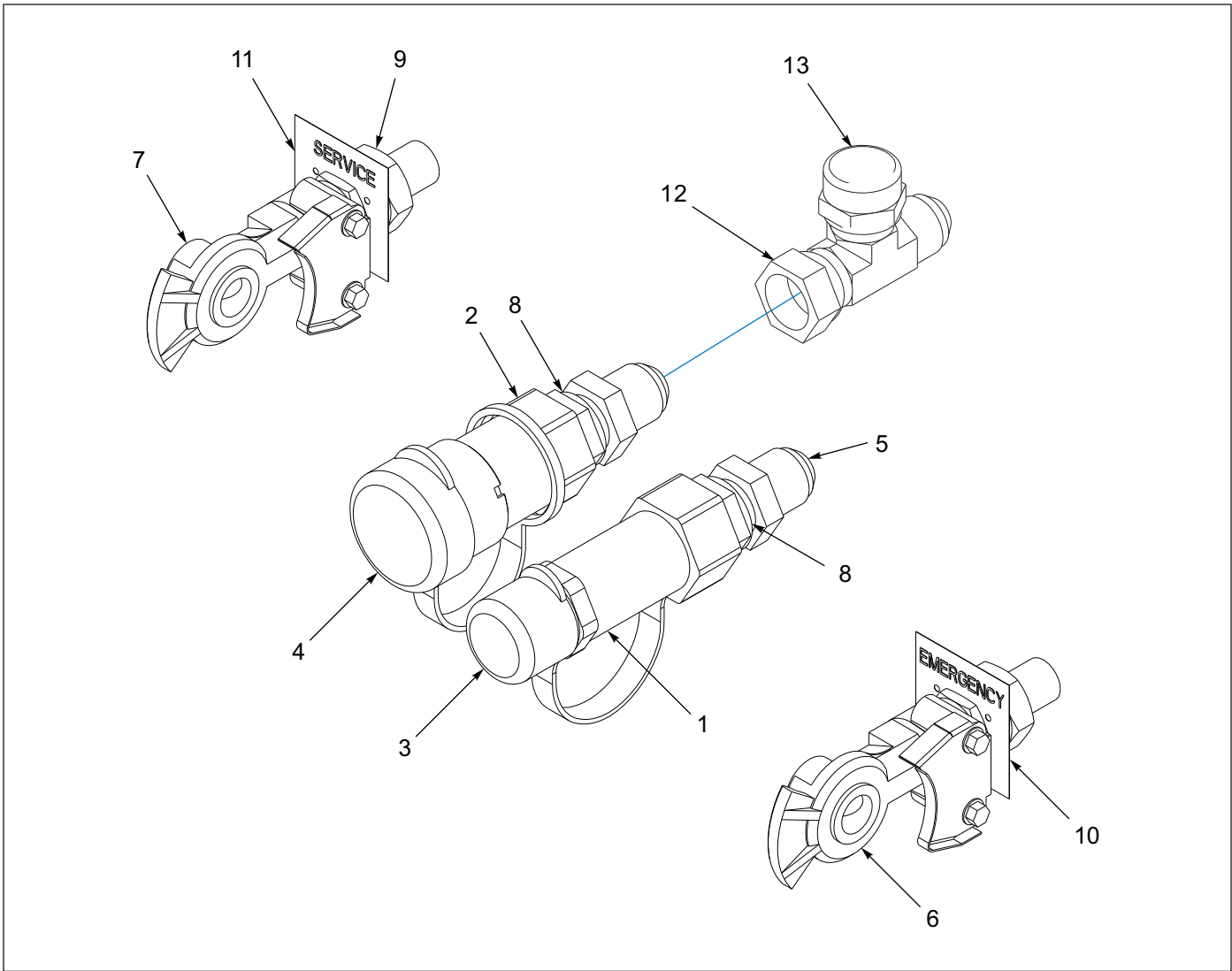


Figure 1-16: Connectors - Front Sub Assembly

Connectors - Front Sub Assembly

ITEM	PART NO.	DESCRIPTION	QTY.
	143163	CONNECTOR ASSY, FRONT SUB (REF. ONLY)	REF
1	105479	COUPLER, FLAT FACE MALE	1
2	105480	COUPLER, FLAT FACE FEMALE	1
3	105481	COUPLER, DUST CAP MALE	1
4	105482	COUPLER, DUST CAP FEMALE	1
5	105483	ADAPTER, BULKHEAD 12JIC-12ORING	2
6	108801	GLADHAND, RED AIR	1
7	108802	GLADHAND, BLUE AIR	1
8	169365	SPACER, HYDRAULIC COUPLER	2
9	55B61	FRAME UNION	2
10	55B61-6	TAG EMERGENCY LINE	1
11	55B61-7	TAG SERVICE LINE	1
12	203102-12-12S	ADAPTER, TEE, #12, SAE 37, SWIVL	1
13	210292-12S	HYD FITTING CAPNUT, .75	1

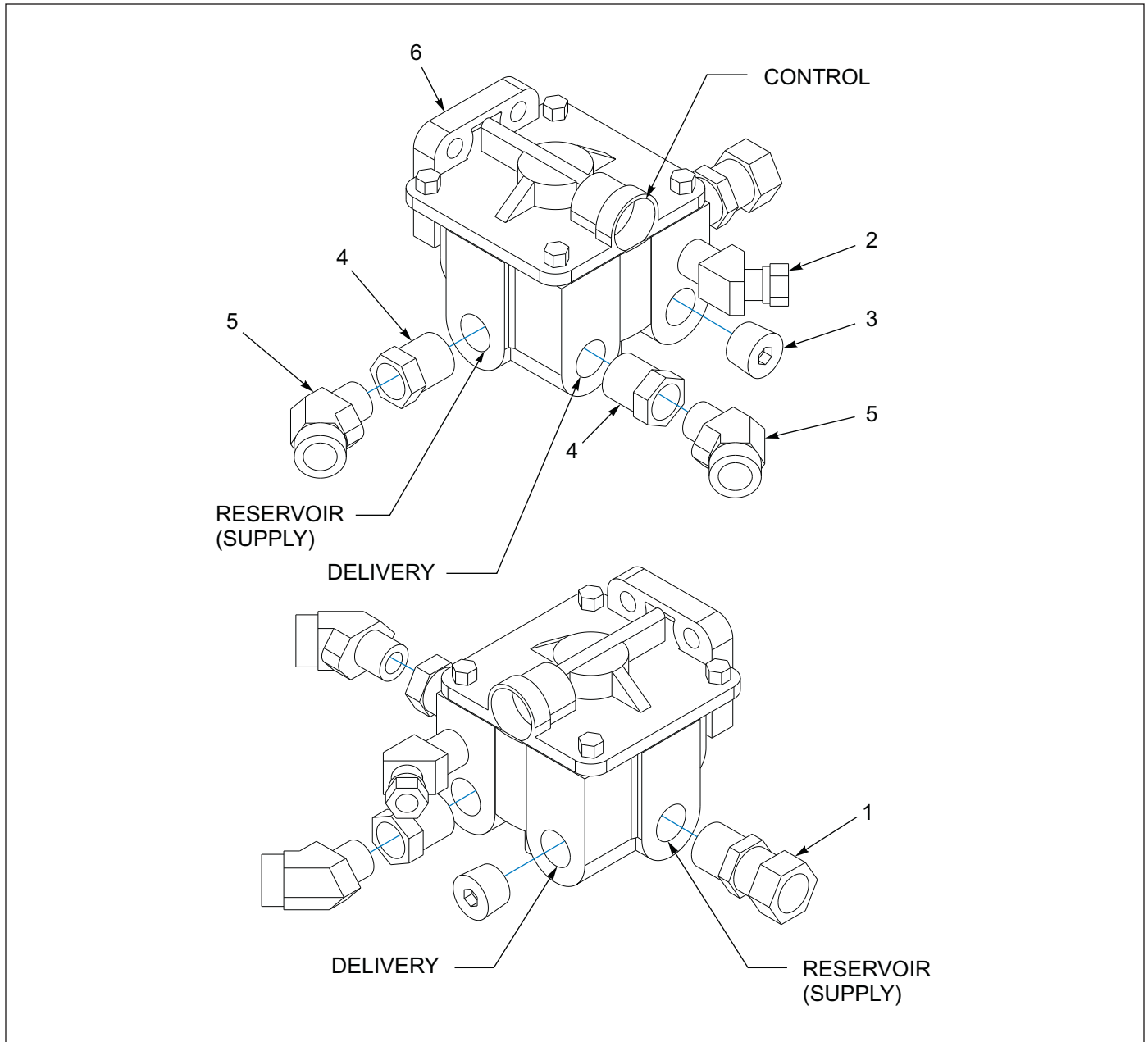


Figure 1-17: Valve Assembly - Air Booster

Valve Assembly - Air Booster

ITEM	PART NO.	DESCRIPTION	QTY.
	141607	VALVE ASSEMBLY, AIR BOOSTER	
1	1-297-010007-16	FITTING, AIR	1
2	1-297-010013-12	FITTING, AIR 45	1
3	1-560-010002-04	PLUG, PIPE, 1/2	1
4	2081-8-6S	REDUCER	2
5	2088-6-6S	ADAPTER, 45	2
6	3-843-010038	VALVE, AIR RELAY-FAST AIR BALANCE	1

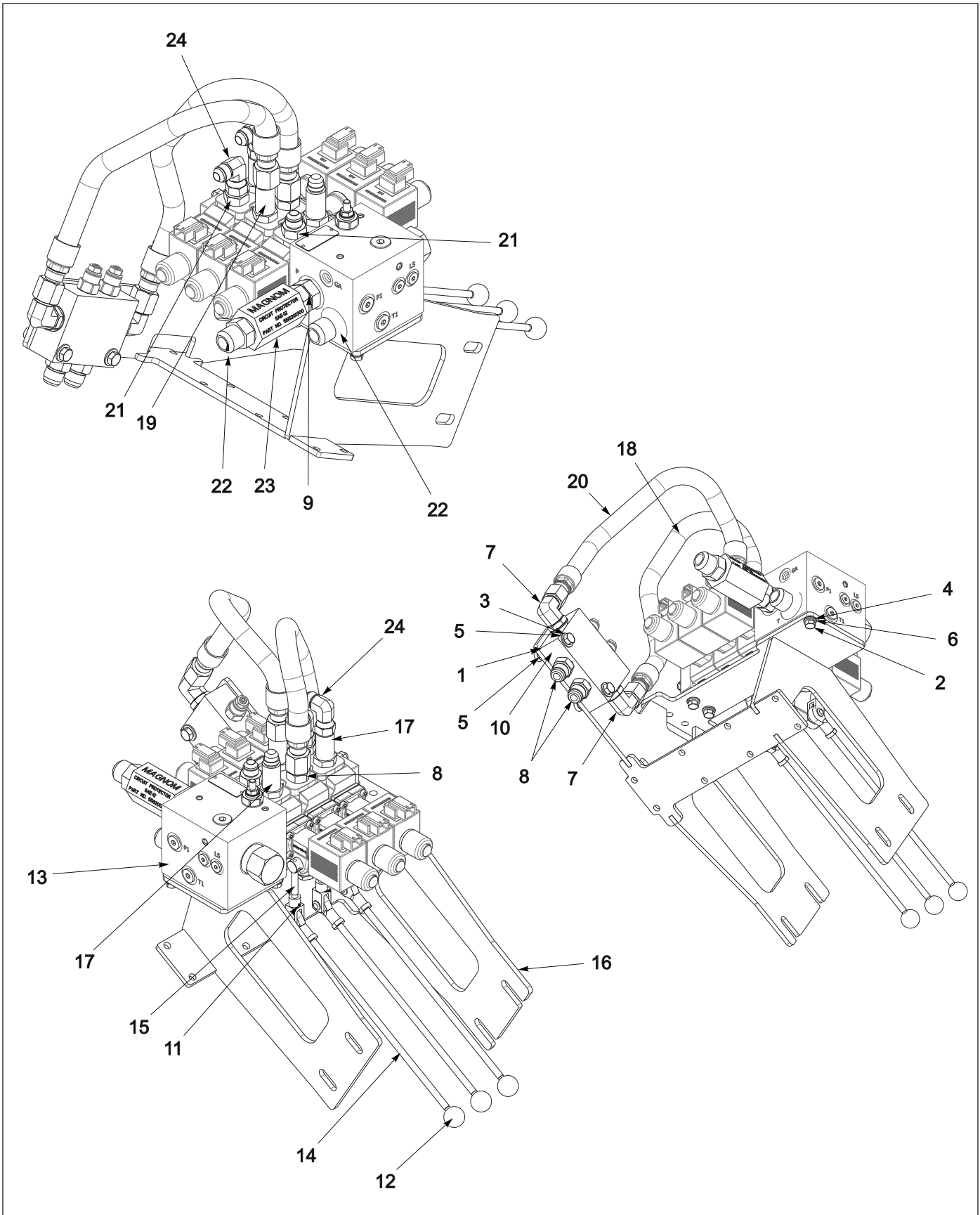


Figure 1-18: Valve Assembly - Three Spool

Valve Assembly - Three Spool

ITEM	PART NO.	DESCRIPTION	QTY.
	186886	VALVE ASSY, 3 SPOOL, 35 GPM SOLENOID	
1	1-512-010005-05	NUT, HEX SLFLKG, 3/8-16 UNC, GRB	2
2	1-654-010049-03	SCREW, HEX 5/16-18 UNC X 3/4 GR5	4
3	1-654-010051-10	SCREW, HEX 3/8-16 UNC X 2-1/4 GR5	2
4	1-861-010032-08	WASHER, FLAT ZP/CD, 5/16N	4
5	1-861-010032-10	WASHER, FLAT ZP/CD, 3/8N	4
6	1-861-010034-10	WASHER, LKG, HLCL SPR, 5/16	
7	124511	ADAPTER, 90 #10 O-RING TO #10 JIC	2
8	137486	ADAPTER, #10 O-RING TO #10 JIC	3
9	158581	ADAPTER ST #12 ORB - #12 ORB	1
10	184585	VALVE, DUAL COUNTERBALANCE, 30 GPM	1
11	186875	CLEVIS JOINT, ROD ENDS M8X1.25	3
12	186877	KNOB, 1 IN ROUND, M8X1.25 THD	3
13	186885	VALVE, 3 SPOOL, SOLENOID, 35 GPM	1
14	191849	HANDLE ASSY, RED KNOB	1
14	191850	HANDLE ASSY, BLACK KNOB	2
15	186902	STUD M8X1.25X65MM, DBLE THD	3
16	189256	WLDMT, CONTROL VALVE MOUNT	1
17	189285	ADAPTER STR LONG #10ORB #8MJIC	2
18	189299	HOSE ASSY 5/8X19 SAE 37 #10 STR	1
19	189301	ADAPTER STR LONG #10ORB #10MJIC	1
20	196784	HOSE ASSY 5/8X21 SAE 37 #10 STR	1
21	202702-10-8S	ADAPTER, #10 O-RING #8 TUBE	2
22	202702-12-12S	ADAPTER, #10 O-RING #12 TUBE	2
23	204124	FILTER HYD IN-LINE MAGNETIC SAE#12	1
24	2071-8-8S	ADAPTER, 90 #8 FLR SWIVEL, #8 JIC	2
25	216601	SEAL KIT (NOT SHOWN)	REF

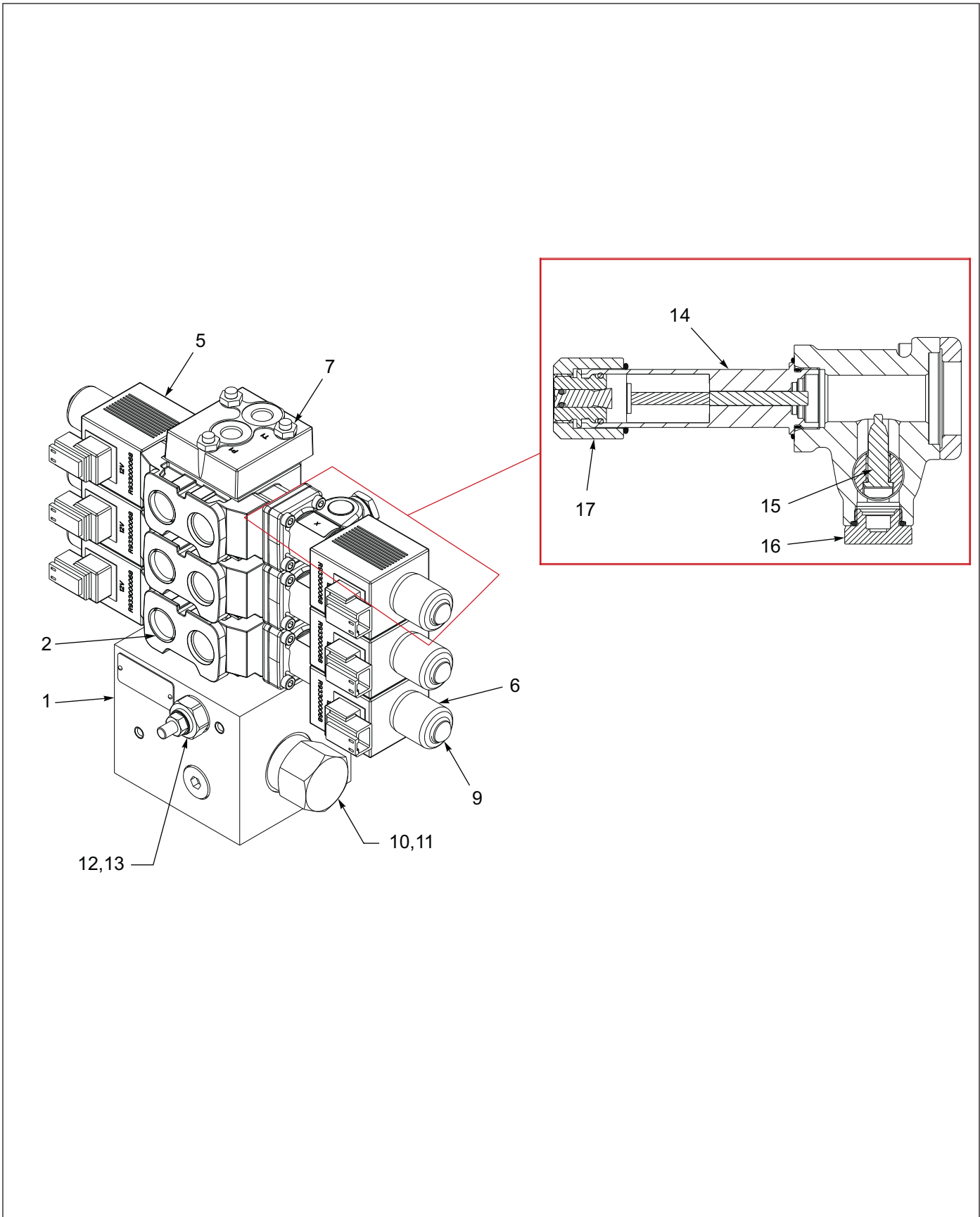


Figure 1-19: Three Spool Solenoid Valve

Three Spool Solenoid Valve

ITEM	PART NO.	DESCRIPTION	QTY.
	186885	VALVE, 3 SPOOL, SOLENOID, 35 GPM	
1	191847	INLET SECTION KIT	1
2	191848	VALVE SECTION KIT	3
3	191849	HANDLE ASSY (NOT SHOWN)	1
4	191850	HANDLE ASSY (NOT SHOWN)	2
5	193400	COIL	6
6	193401	RUBBER BOOT	6
7	193402	BOLT KIT	1
8	193442	VALVE SECTION SEAL KIT (NOT SHOWN)	4
9	193443	COIL NUT SEAL KIT	1
10	193444	BY-PASS COMENSATOR	1
11	193445	SEAL KIT FOR COMPENSATOR	1
12	193446	LOAD SENSE RELIEF	1
13	193447	LOAD SENSE RELIEF SEAL KIT	1
14	208390	KIT COMPLETE LEVER BOX, K-22144	1
15	204189	SET SCREW HANDLE ACTUATOR BALL	6
16	208391	PLUG	6
17	208392	COIL NUT LEVER BOX	6

Electrical

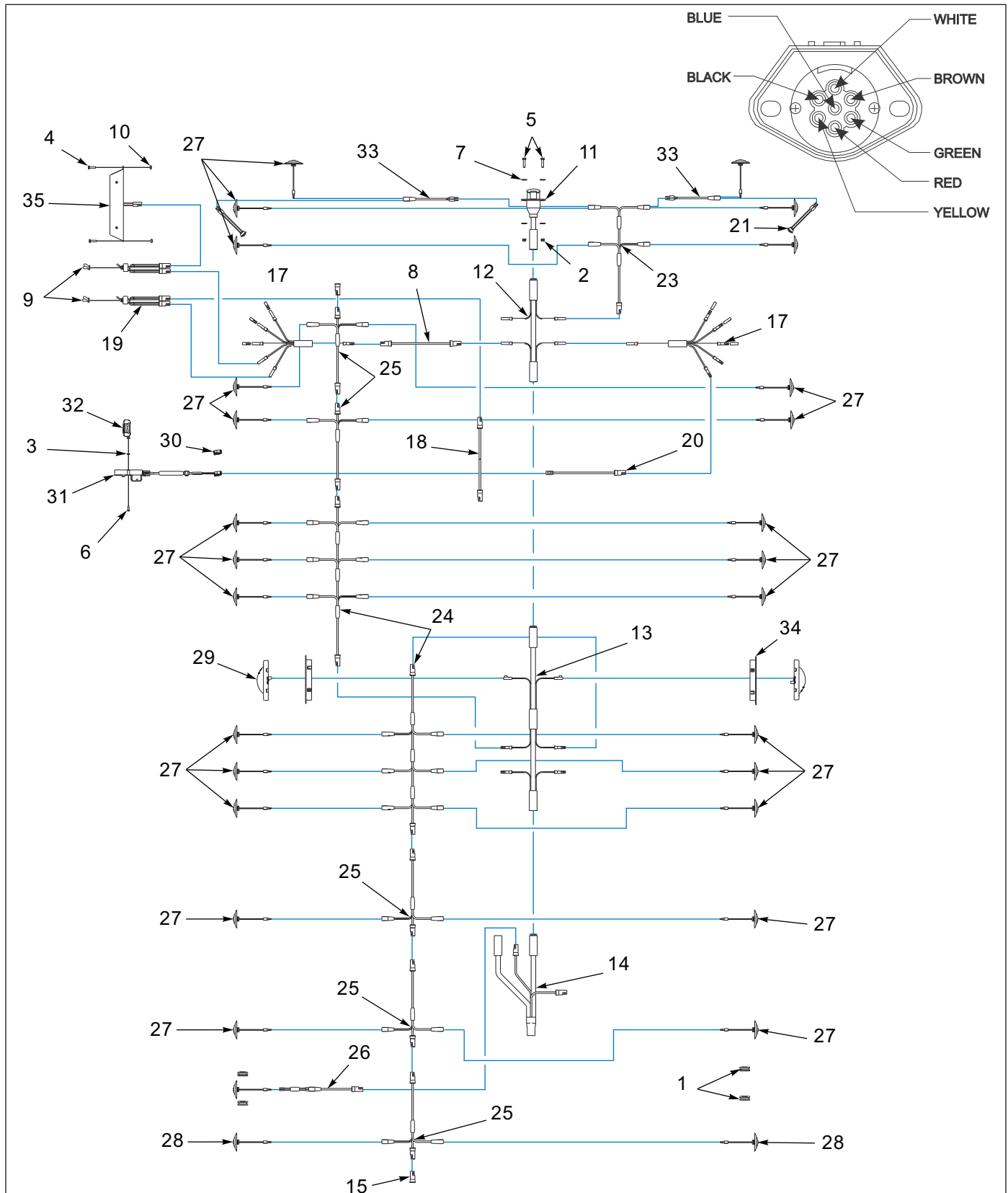


Figure 1-20: Electrical System (1 of 2)

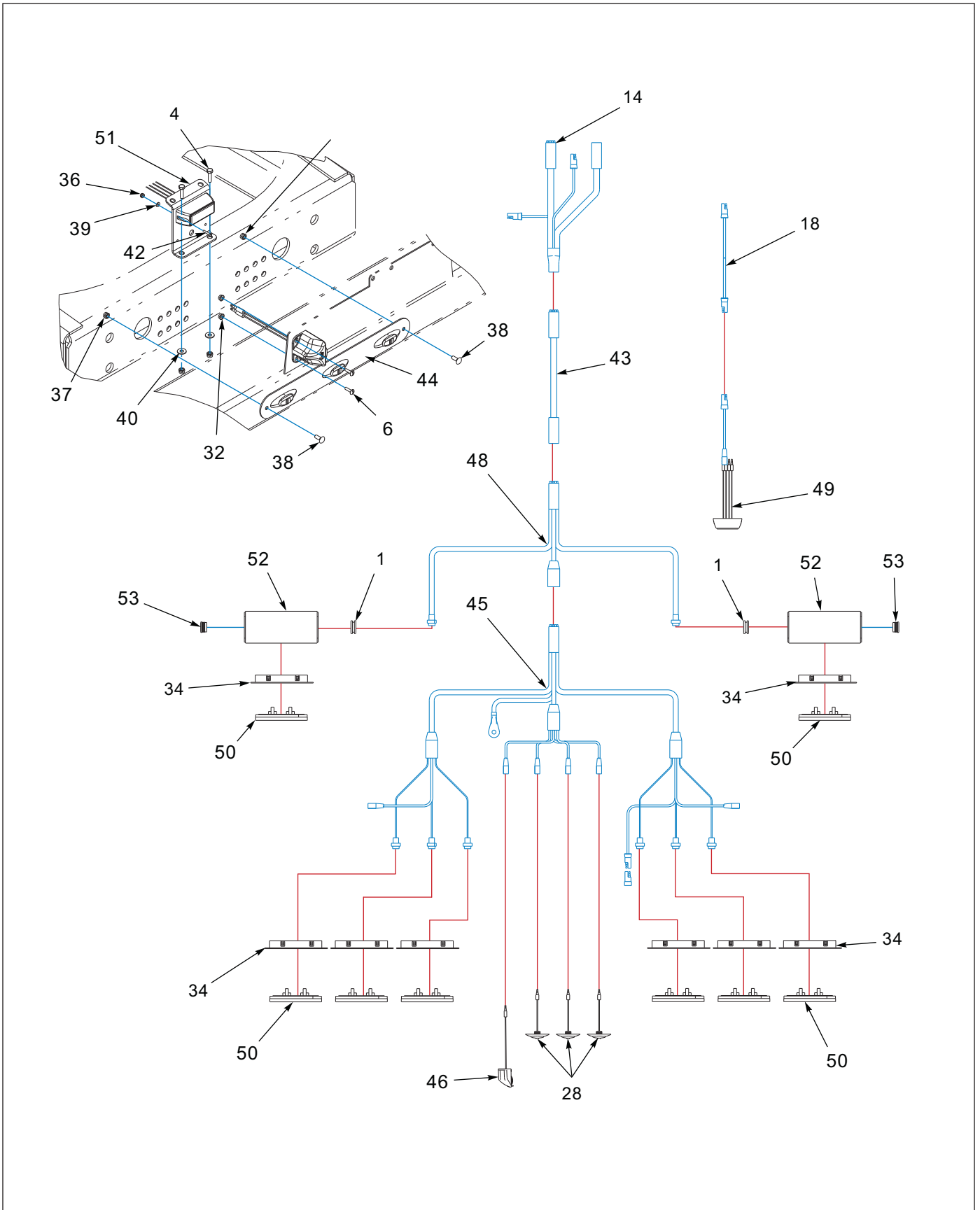


Figure 1-21: Electrical System (2 of 2)

Electrical System

ITEM	PART NO.	DESCRIPTION	QTY			
	212396	HYD ELE AIR 440B REMOTE (REF. ONLY)	*			
	212397	HYD ELE AIR 440B NO REMOTE (REF. ONLY)		*		
	214442	HYD ELE AIR 455B REMOTE (REF. ONLY)			*	
	214443	HYD ELE AIR 455B NO REMOTE (REF. ONLY)				*
1	1-343-010006	GROMMET, 7/8 ID X 1/4 GW X 1-1/4	4	4	4	4
2	1-512-010005-03	NUT, HEX SLFLKG, 5/16-18 UNC, GRB	2	2	2	2
3	1-512-010007-03	NUT, HEX #10-24 UNC, GR2	2	--	2	--
4	1-654-010047-06	SCREW, HEX 1/4-20 UNC X 1 GR5	2	2	2	2
5	1-654-010049-06	SCREW, HEX 5/16-18 UNC X 1-1/4 GR5	2	2	2	2
6	1-656-010003051	SCREW, RDH HD MACH, #10-24 X 3/4	4	--	4	--
7	1-861-010032-09	WASHER, FLAT ZP/CD, 5/16W	4	4	4	4
8	3-368-010252	HARNESS ASSY, BKHD LIGHT EXT	1	1	1	1
9	81264	RUBBER BOOT FOR ELECT SWITCH	2	2	2	2
10	108417	NUT, SPIRALOCK 1/4-20 HEX FLANGE	2	2	2	2
11	143100	HARNESS, 7 WAY RECEPTACLE	1	1	1	1
12	143101	HARNESS, FRONT MAIN GROTE	1	1	1	1
13	143102	HARNESS, BED MAIN GROTE	1	1	1	1
14	143103	HARNESS, E-CHAIN GROTE	REF	REF	REF	REF
15	143121	DUMMY PLUG, MALE/FEMALE BULLET	REF	REF	REF	REF
16	143123	DIELECTRIC GREASE	REF	REF	REF	REF
17	150093	HARNESS, 5 AUX BRANCHES GROTE	2	1	2	1
18	150111	HARNESS, 300 IN. MALE/FEMALE BULLET	1	1	1	1
19	150117	TOGGLE SWITCH, SEALED, S.P.S.T	2	2	2	2
20	164052	HARNESS, 60 IN. BRANCH WORK LIGHT	1	--	1	--
21	183413	LIGHT WHT LED .75 CL/MK GROTE	2	2	2	2
22	187833	CLIP, HARNESS, CROSSMEMBER	100	100	100	100
23	187855	HARNESS MARKER, UPR DECK	1	1	1	1
24	187856	HARNESS MARKER, MID DECK	2	2	2	2
25	187857	HARNESS MARKER, ADDITION	REF	REF	REF	REF
26	187858	HARNESS, ABS LAMP MICRONOVA	1	1	1	1
27	213297	LIGHT, YEL LED,.75CL/MK CLEAR CB	REF	REF	REF	REF
28	213298	LIGHT, RED LED,.75CL/MK CLEAR CB	REF	REF	REF	REF
29	187868	LIGHT, MID TURN LED, CLEAR LENS	2	2	2	2
30	194407	PLUG ASSEMBLY, DUMMY, DEUTSCH	--	6	--	6
31	209100	REMOTE, BRAND 6 FUNCTION SLIDE	1	--	1	--
32	212074	NUT, FLG HD, SERR 10-24 UNC	2	--	2	--
33	213290	HARNESS, MARKER LAMP MICRONOVA	2	2	2	2
34	213296	FLANGE CHROME FLAT OBLONG	2	2	2	2
35	213304	LIGHT ASSEMBLY, CONTROL PANEL	1	1	1	1
36	1-512-010003-02	NUT, HEX, SLFLKG W/NYL #6-32	2	2	2	2
37	1-512-010005-01	NUT, HEX, SLFLKG, 1/4-20 UNC, GRB	4	4	4	4
38	1-654-010158-1	SCREW, RDH, SQ NCK, 1/4-20X3/4	2	2	2	2
39	1-861-010032-01	WASHER, FLAT, ZP/CD, #6	2	2	2	2
40	1-861-010032-07	WASHER, FLAT, ZP/CD, 1/4W	2	2	2	2
41	43029	HOSE WRAP	3	3	3	3
42	122187	SCEW, MACH, SLOT FILL, 6-32X3/4	2	2	2	2
43	143166	HARNESS EXT, 48 IN. GROTE	REF	REF	REF	REF
44	179906	PLATE, MTG MICRO ID LIGHTS	1	1	1	1
45	187859	HARNESS BUMPER MICRONOVA GROTE	1	1	1	1

Electrical System

ITEM	PART NO.	DESCRIPTION	QTY			
46	187860	LIGHT ASSEMBLY LICENSE LED GROTE	1	1	1	1
47	203247	PLUG, PLASTIC PANEL 1-3/16 & 1-1/4	REF	REF	REF	REF
48	213287	HARNESS MUD FLAP S/T/TL LIGHTS	1	1	1	1
49	213294	STROBE ASSEMBLY LIGHT W/ 12 IN. HARNESS	1	1	1	1
50	213295	LIGHT S/T/T RED CLEAR LENS	8	8	8	8
51	213305	BRACKET U/C CENTER STROBE MTG	1	1	1	1
52	216230	MOUNT WLDMT MUD FLAP S/T/T	2	2	2	2
53	116324	PLUG PLASTIC PANEL	2	2	4	4
54	216248	GUARD HARNESS MUD FLAP S/T/T (NOT SHOWN)	--	--	2	2
55	1-654-010158-02	SCREW RHDSQNCK 1/4-20UNCX1 (NOT SHOWN)	--	--	8	8
56	108417	NUT SPIRAL (NOT SHOWN)	--	--	8	8
57	216259	SPACER NYLON 3/8X7/16 (NOT SHOWN)	--	--	8	8

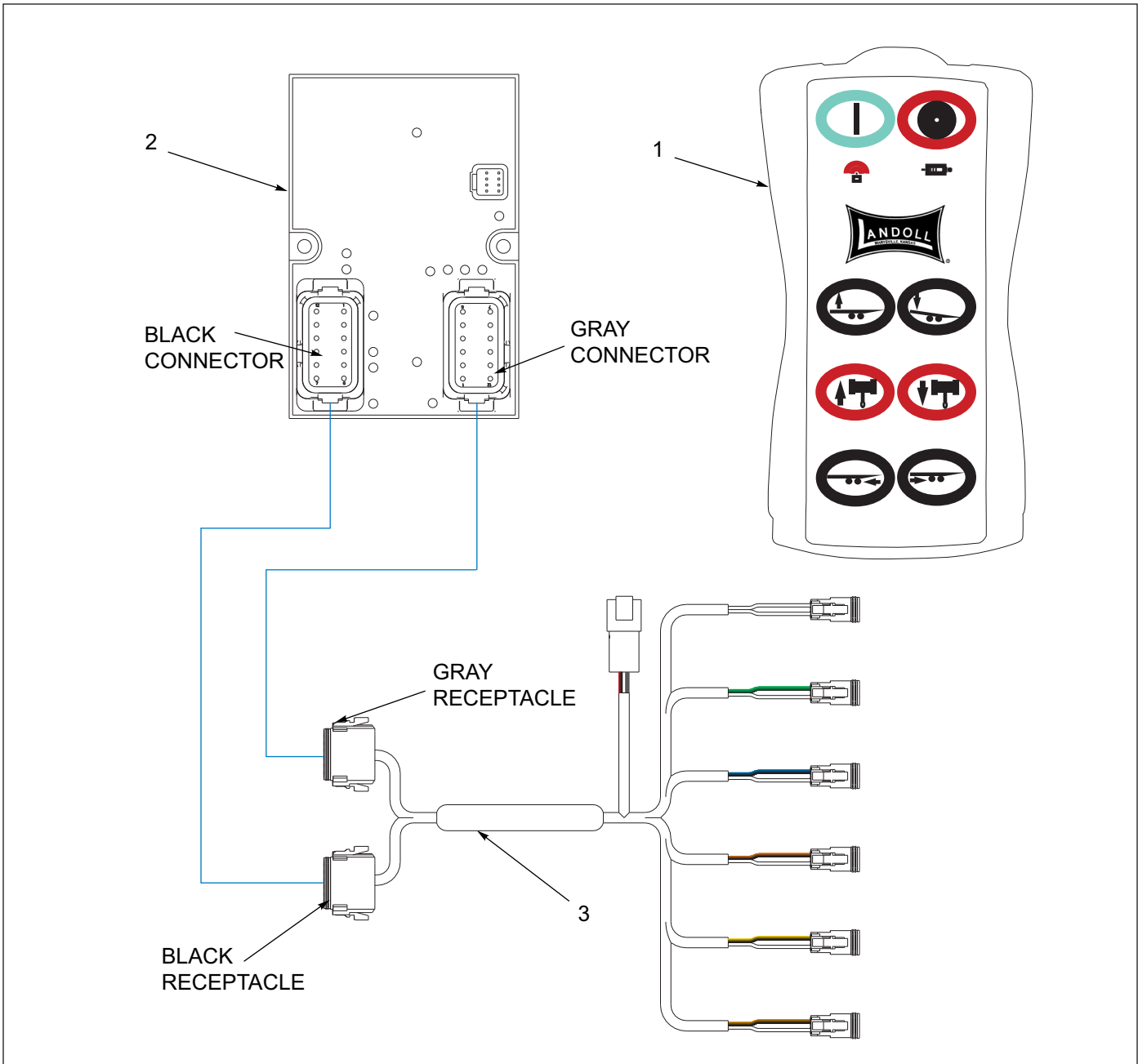


Figure 1-22: Remote

Remote Components

ITEM	PART NO.	DESCRIPTION	QTY.
	209100	REMOTE, BRAND, 6-FUNCTION SLIDE	
1	209101	TRANSMITTER	1
2	209102	RECEIVER	1
3	209103	HARNESS	1

Undercarriage

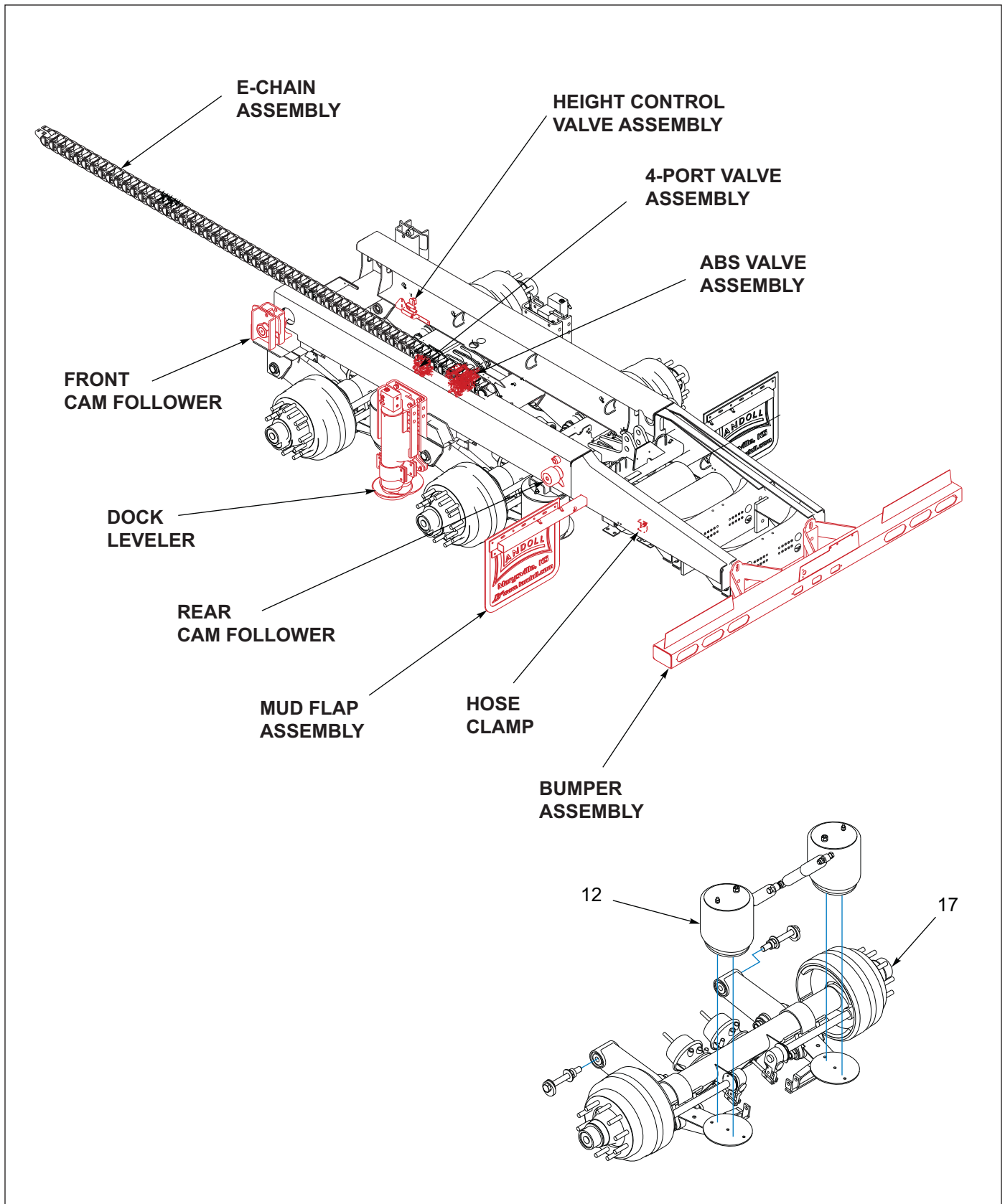
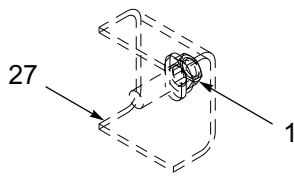
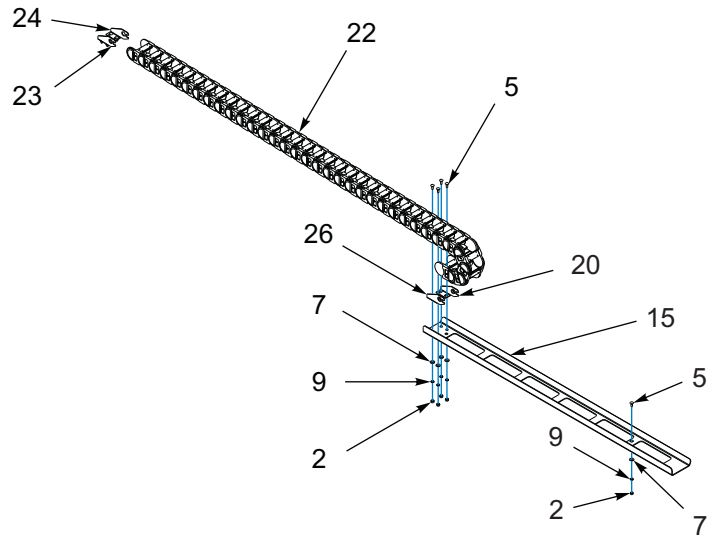


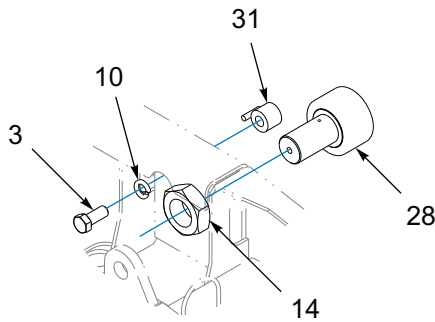
Figure 1-23: General Items - 440B (1 of 2)



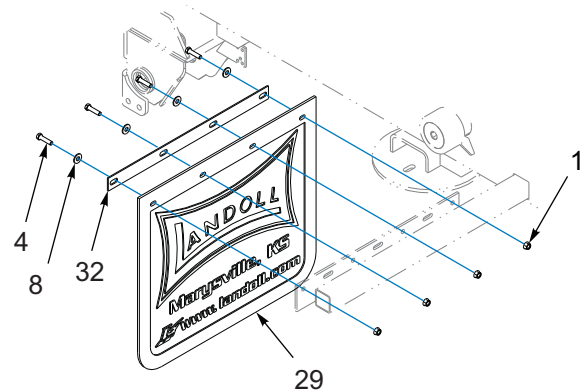
CLAMP ASSEMBLY



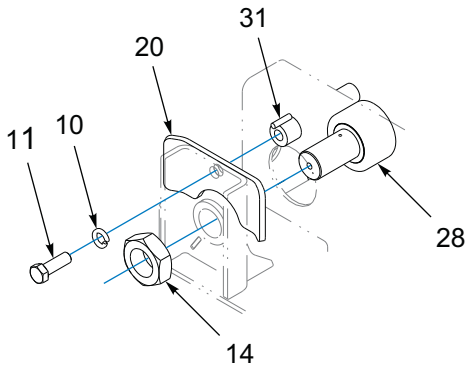
E-CHAIN ASSEMBLY



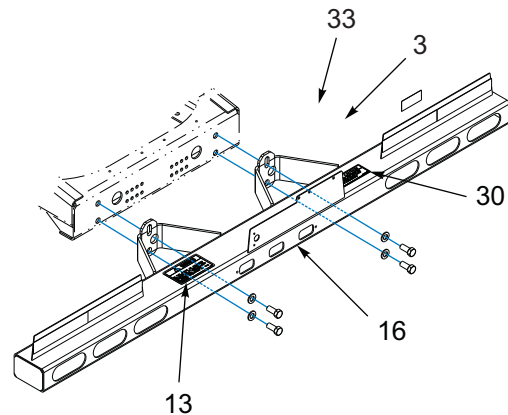
REAR CAM FOLLOWER ASSEMBLY



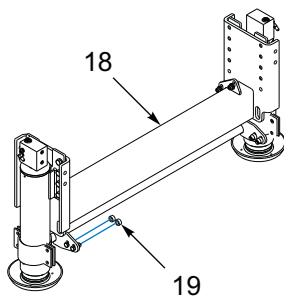
MUDFLAP ASSEMBLY



FRONT CAM FOLLOWER ASSEMBLY



BUMPER ASSEMBLY



DOCK LEVELER ASSEMBLY

Figure 1-24: General Items - 440B (2 of 2)

General Items - 440B

ITEM	PART NO.	DESCRIPTION	QTY.			
	214413	SUSPENSION 440B 102 SB LED (REF. ONLY)	*			
	214418	SUSPENSION 440B 108 BB 62K D/L (REF. ONLY)		*		
	214422	SUSPENSION 440B-CA 102 SB LED (REF. ONLY)			*	
	214425	SUSPENSION 440B-CA 102 BB 62K D/L (REF. ONLY)				*
1	1-510-010001	NUT, FLANGE LOCK 3/8-16	9	9	9	9
2	1-512-010007-05	NUT, HEX 1/4-20 GRB	10	10	10	10
3	1-654-010032-4	SCREW, HEX HEAD CAP 3/4-10 X 1-3/4 GR8	6	6	6	6
4	1-654-010051-07	SCREW, HEX 3/8-16 X 1-1/2 GR5	8	8	8	8
5	1-654-010158-1	SCREW, RDH SQ NEK, 1/4-20 X 3/4	10	10	10	10
6	1-843-010014	VALVE EXTENSION, STEM (NOT SHOWN)	4	4	4	4
7	1-861-010032-07	WASHER, FLAT 1/4W	12	12	12	12
8	1-861-010032-11	WASHER, FLAT 3/8W	8	8	8	8
9	1-861-010034-09	WASHER, SPLIT LOCK 1/4	10	10	10	10
10	1-861-010034-17	WASHER, SPLIT LOCK 3/4	4	4	4	4
11	100941	SCREW, HEX HEAD CAP 3/4-10 X 2-1/4 GR8	2	2	2	2
12	102363	SUSP ADJ RLU-228-3.5 (SEE PAGE 1-58)	2	2	2	2
13	103056	DECAL, ENERGY BUMPER WARNING (SEE PAGE 1-3)	1	1	1	1
14	104034	NUT, HEX 2-12 UNF, GR2	4	4	4	4
15	118897	TRAY, E-CHAIN	1	1	1	1
16	119580	BUMPER WELDMENT 660 TUBE WE/P	1	1	1	1
17	121077	AXLE WELDMENT, 2512 SPG 70.5 X 36	2	2	2	2
18	121498	DOCK LEVELER ASSEMBLY (SEE PAGE 1-120)	--	--	1	1
19	124559	SPACER, D/L MOUNT	--	--	4	4
20	140829	PLATE, WEAR 435 U/C	2	2	2	2
21	130556	UNDERCARRIAGE WLDMT, 425/435	1	--	1	--
21	130794	UNDERCARRIAGE WLDMT, 435-50CA	--	1	--	1
22	189318	SUPPORT E-CHAIN, 58 LINKS, 3838	1	1	1	1
23	190700ZP	BRACKET, E-CHAIN LH	1	1	1	1
24	190705ZP	BRACKET, E-CHAIN RH	1	1	1	1
25	190701	BRACKET WLDMT, E-CHAIN LH	1	1	1	1
26	190706	BRACKET WLDMT, E-CHAIN RH	1	1	1	1
27	2-181-010001	CLAMP	1	1	1	1
28	3-076-010005	CAM FOLLOWER, 4" DIA	4	4	4	4
29	3-485-010001	MUD FLAP, 21"	2	2	2	2
30	3-573-010031	DECAL, BUMPER (SEE PAGE 1-3)	1	1	1	1
31	3-762-010016	HOLD DOWN, U/C	4	4	4	4
32	3-762-010017	CLAMP, MUD FLAP	2	2	2	2
33	622-3511-008	WASHER, FLAT 3/4 MIL-CARB, FL SAE	4	4	4	4
34	213299	MOUNT WLDMT MUD FLAP S/T/T LIGHT	2	2	2	2
35	213333	PLUG CAP END (INSTALLED ON AXLES WITHOUT TIRE INFLATION OPTION)	REF	REF	REF	REF

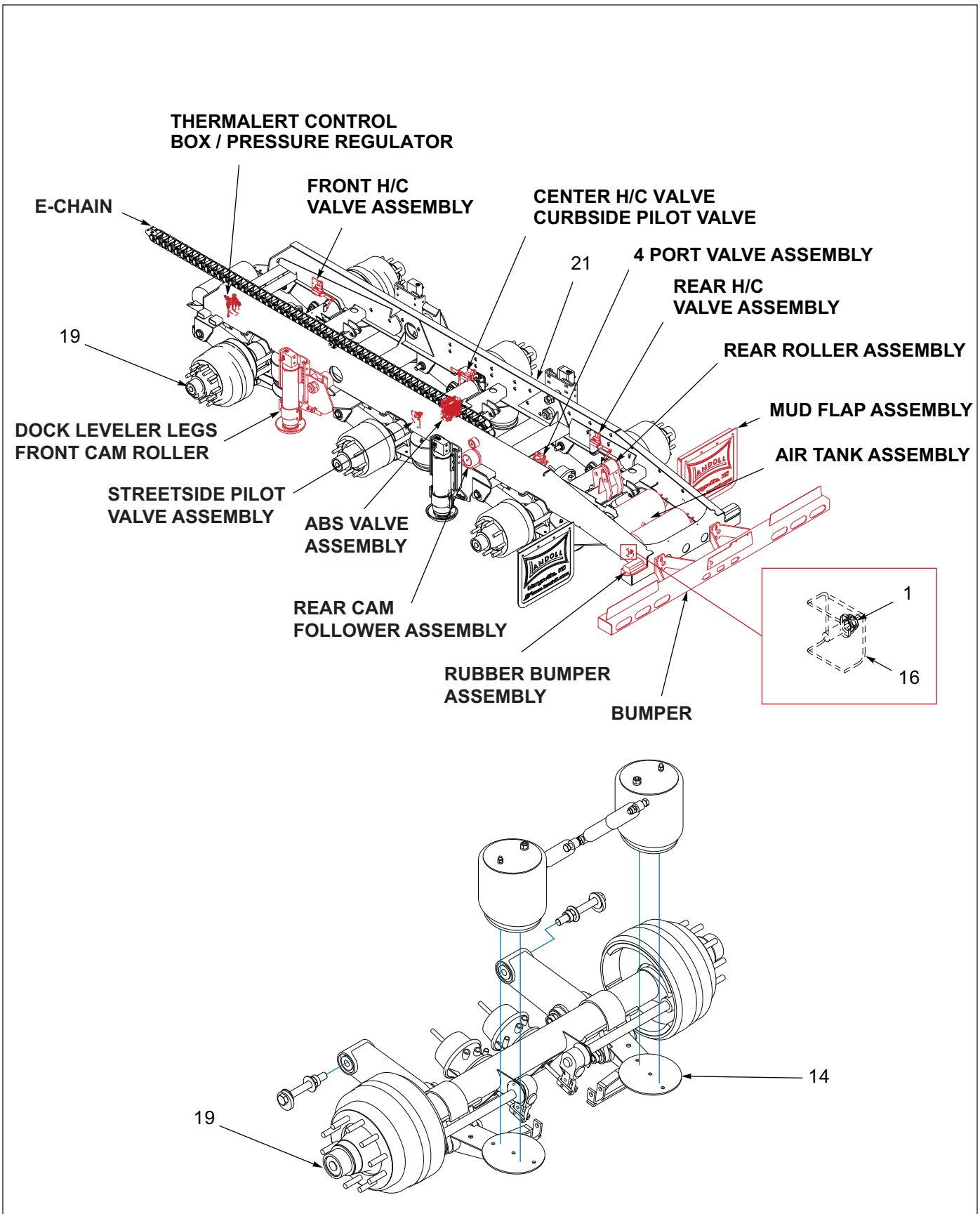
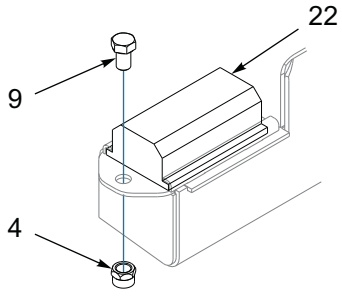
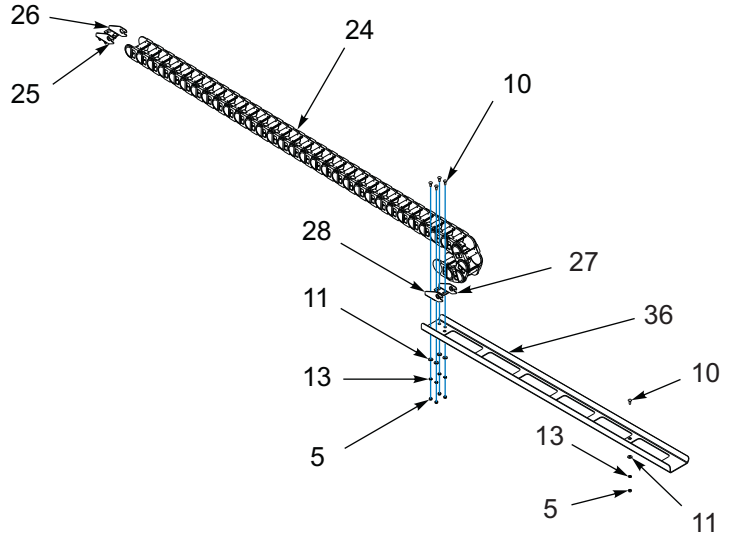


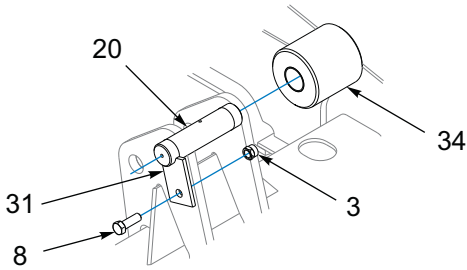
Figure 1-25: General Items - 455B Spring Brake (1 of 2)



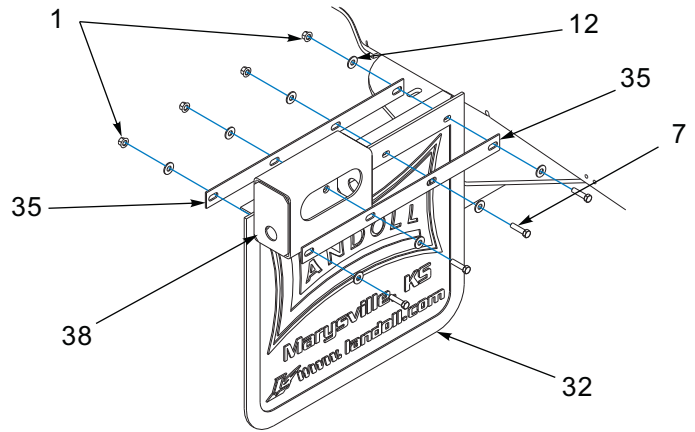
RUBBER BUMPER ASSEMBLY



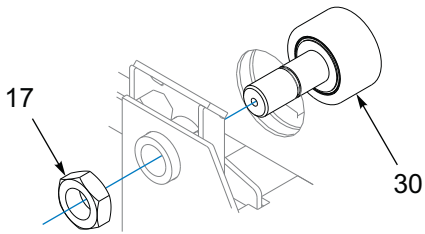
E-CHAIN ASSEMBLY



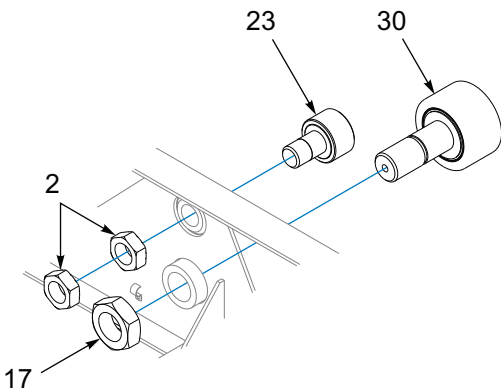
REAR ROLLER ASSEMBLY



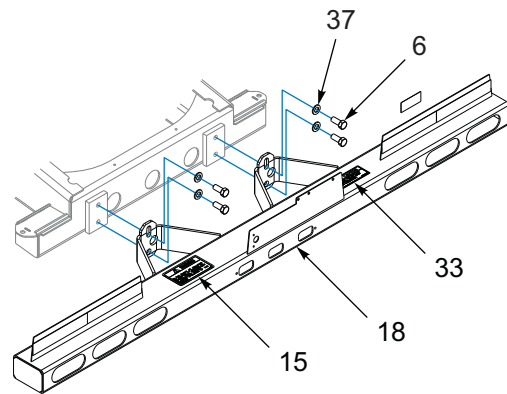
MUDFLAP ASSEMBLY



FRONT CAM FOLLOWER ASSEMBLY



REAR CAM FOLLOWER ASSEMBLY



BUMPER ASSEMBLY

Figure 1-26: General Items - 455B (2 of 2)

General Items - 455B

ITEM	PART NO.	DESCRIPTION	QTY.		
	214468	SUSPENSION 455B STD 102 SB (REF. ONLY)	*		
	214478	SUSPENSION 455B-CA 102 SB 62K D/L (REF. ONLY)		*	
	214482	SUSPENSION 455B-CA 108 BB 62K D/L (REF. ONLY)			*
1	1-510-010001	NUT, FLANGE LOCK 3/8-16	11	11	11
2	1-511-010001-14	NUT, HEX JAM, 1-1/2-12	4	4	4
3	1-512-010005-09	NUT, HEX SLFLKG, 1/2-13 UNC, GRB	1	1	1
4	1-512-010005-13	NUT, HEX SLFLKG, 5/8-11 UNC, GRB	2	2	2
5	1-512-010007-05	NUT, HEX 1/4-20 UNC, GR2	11	11	11
6	1-654-010032-4	SCREW, HEX HEAD CAP 3/4-10 X 1-3/4 GR8	4	4	4
7	1-654-010051-07	SCREW, HEX 3/8-16 X 1-1/2 GR5	8	8	8
8	1-654-010055-03	SCREW, HEX 1/2-13 UNC X 1-1/2 GR5	1	1	1
9	1-654-010059-01	SCREW, HEX 5/8-11 UNC X 1 GR5	2	2	2
10	1-654-010158-1	SCREW, RDH SQ NEK, 1/4-20 X 3/4	11	11	11
11	1-861-010032-07	WASHER, FLAT 1/4W	11	11	11
12	1-861-010032-11	WASHER, FLAT 3/8W	8	8	16
13	1-861-010034-09	WASHER, SPLIT LOCK 1/4	11	11	11
14	102363	SUSP ADJ RLU-228-3.5 (SEE PAGE 1-60)	3	3	--
15	103056	DECAL, ENERGY BUMPER WARNING (SEE PAGE 1-3)	1	1	1
16	103817	CLAMP, HOSE 660 U/C	1	1	1
17	104034	NUT, HEX 2-12 UNF, GR2	4	4	4
18	119580	BUMPER WELDMENT 660 TUBE WE/P	1	1	1
19	121077	AXLE WELDMENT, 2512 SPG 70.5 X 36	3	3	--
20	121686	PIN, 1-1/2 X 6-1/4	1	1	1
21	128670	SUSPENSION, WLDMT US410	1	--	--
21	171942	SUSPENSION, WLDMT 455-50CA	--	1	--
21	176072	SUSPENSION, WLDMT 455-108" DSK BK	--	--	1
22	142565	PLATE, RUB BUMPER, 2"	2	2	2
23	145532	CAM FOLLWER, 3" SEALED	2	2	2
24	189318	SUPPORT E-CHAIN, 58 LINKS, 3838	1	1	1
25	190700ZP	BRACKET, E-CHAIN LH	1	1	1
26	190705ZP	BRACKET, E-CHAIN RH	1	1	1
27	190701	BRACKET WLDMT, E-CHAIN LH	1	1	1
28	190706	BRACKET WLDMT, E-CHAIN RH	1	1	1
29	2-181-010001	CLAMP	2	2	2
30	3-076-010015	CAM FOLLOWER, 5" DIA	4	4	4
31	3-187-010013	CLIP, PIN RETAINER	1	1	1
32	3-485-010001	MUD FLAP, 21"	2	2	2
33	3-573-010031	DECAL, BUMPER (SEE PAGE 1-3)	1	1	1
34	3-645-010084	ROLLER ASSY, REAR U/C 660FG	1	1	1
35	3-762-010017	CLAMP, MUD FLAP	2	2	4
36	3-821-010005	TRAY, CAT TRACK	1	1	1
37	622-3511-008	WASHER, FLAT 3/4 MIL-CARB, FL SAE	4	4	4
38	213299	MOUNT, WLDMT, MUD FLAP, S/T/T LIGHT	2	2	2
39	213333	(INSTALLED ON AXLES WITHOUT TIRE INFLATION OPTION)	REF	REF	REF

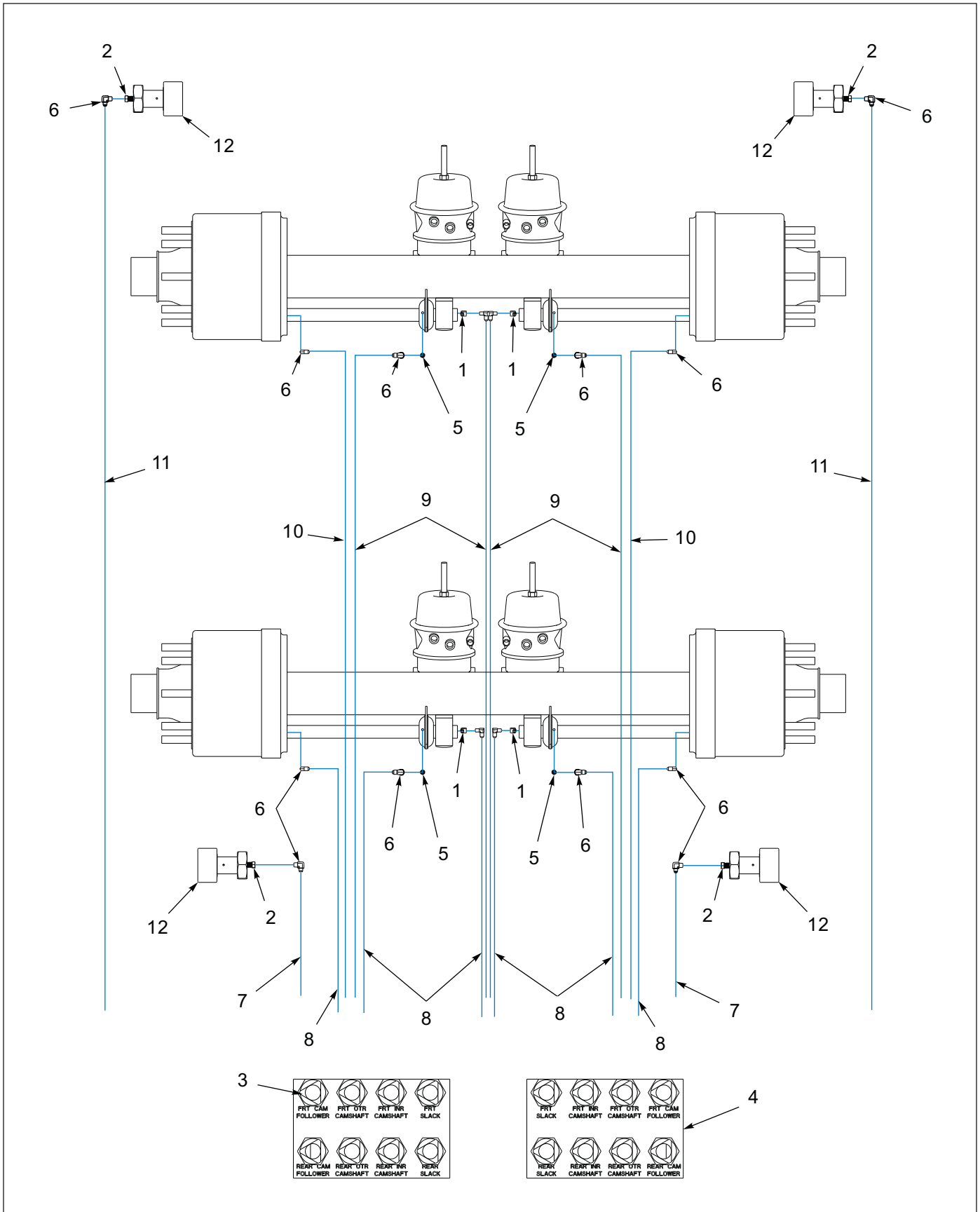


Figure 1-27: Grease System - 440B Spring Brake

Grease System - 440B Spring Brake

ITEM	PART NO.	DESCRIPTION	QTY.	
	214413	SUSPENSION 440B 102 SB LED (REF. ONLY)	*	
	214418	SUSPENSION 440B 108 BB 62K D/L (REF. ONLY)	*	
	214422	SUSPENSION 440B-CA 102 SB LED (REF. ONLY)		*
	214425	SUSPENSION 440B-CA 102 BB 62K D/L (REF. ONLY)		*
1	101528	ELBOW, BRASS PIPE STREET	4	4
2	216599	FITTING, GREASE, 1/4 TUBE X 1/8 NPT	4	4
3	142545	NUT, HEX JAM 7/16-20 UNC	16	16
4	142553	DECAL, GREASE TRL U/C	2	2
5	202094	ADAPTER 5/16-18X1/8 NPT FEMALE	4	4
6	202099	FITTING GREASE 90 DEG SWIV P-T-C 1/8 NPT MALE 1/4T	8	8
7	202103	HOSE ASSEMBLY GREASE 1/8X45	2	--
7	202104	HOSE ASSEMBLY GREASE 1/8X60	--	2
8	202106	HOSE ASSEMBLY GREASE 1/8X72	6	--
8	202108	HOSE ASSEMBLY GREASE 1/8X88	--	6
9	202112	HOSE ASSEMBLY GREASE 1/8X118	4	--
9	202113	HOSE ASSEMBLY GREASE 1/8X126	2	--
10	202114	HOSE ASSEMBLY GREASE 1/8X133	--	4
10	202116	HOSE ASSEMBLY GREASE 1/8X144	--	2
11	202118	HOSE ASSEMBLY GREASE 1/8X156	2	--
11	202121	HOSE ASSEMBLY GREASE 1/8X172	--	2
12	3-076-010005	CAM FOLLOWER 4 IN. DIA	REF	REF
13	216600	FITTING, GREASE, 90SWIV P-T-C 1/4NPT(M)1/4T (NOT SHOWN)	4	4

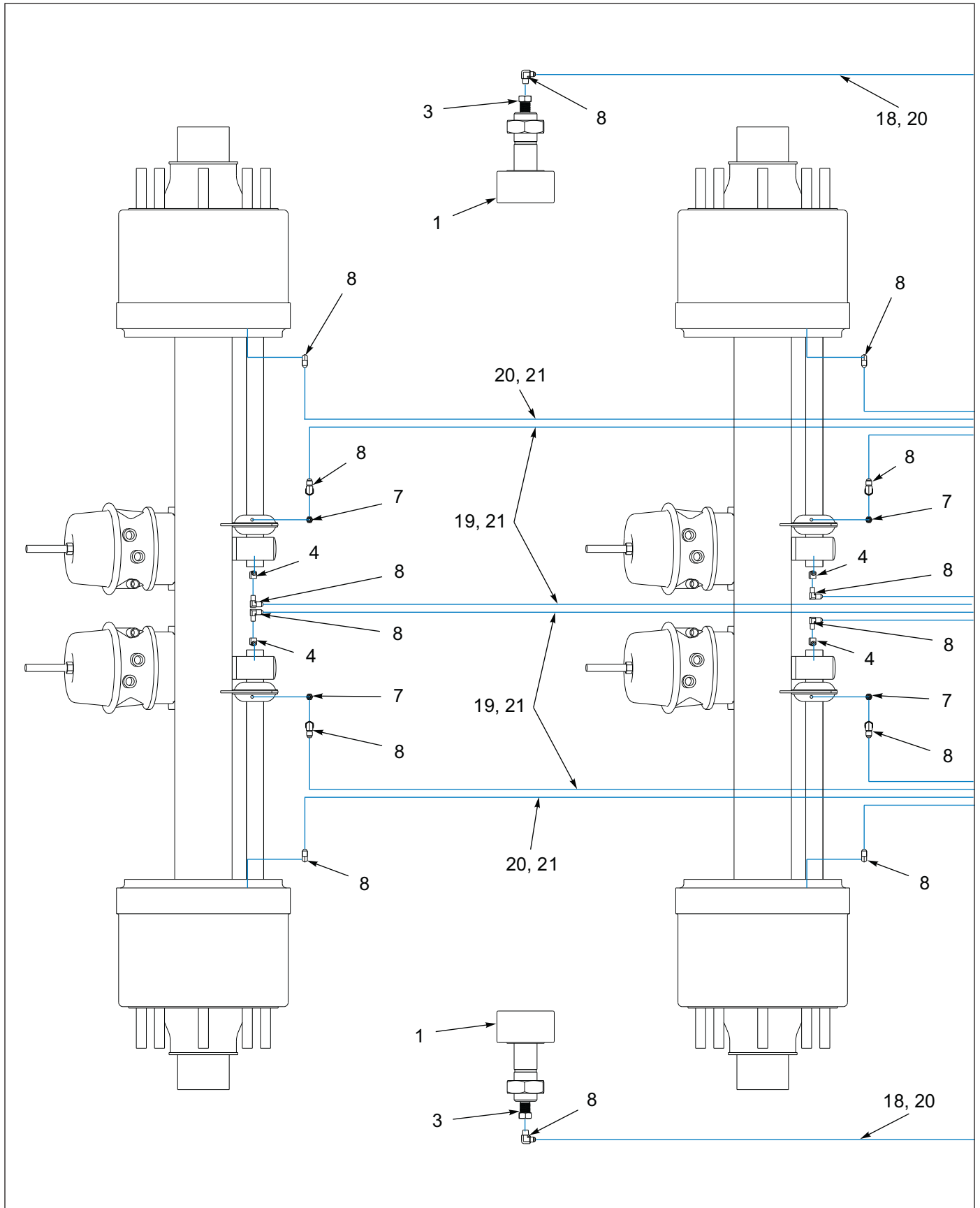


Figure 1-28: Grease System - 455B Spring Brake

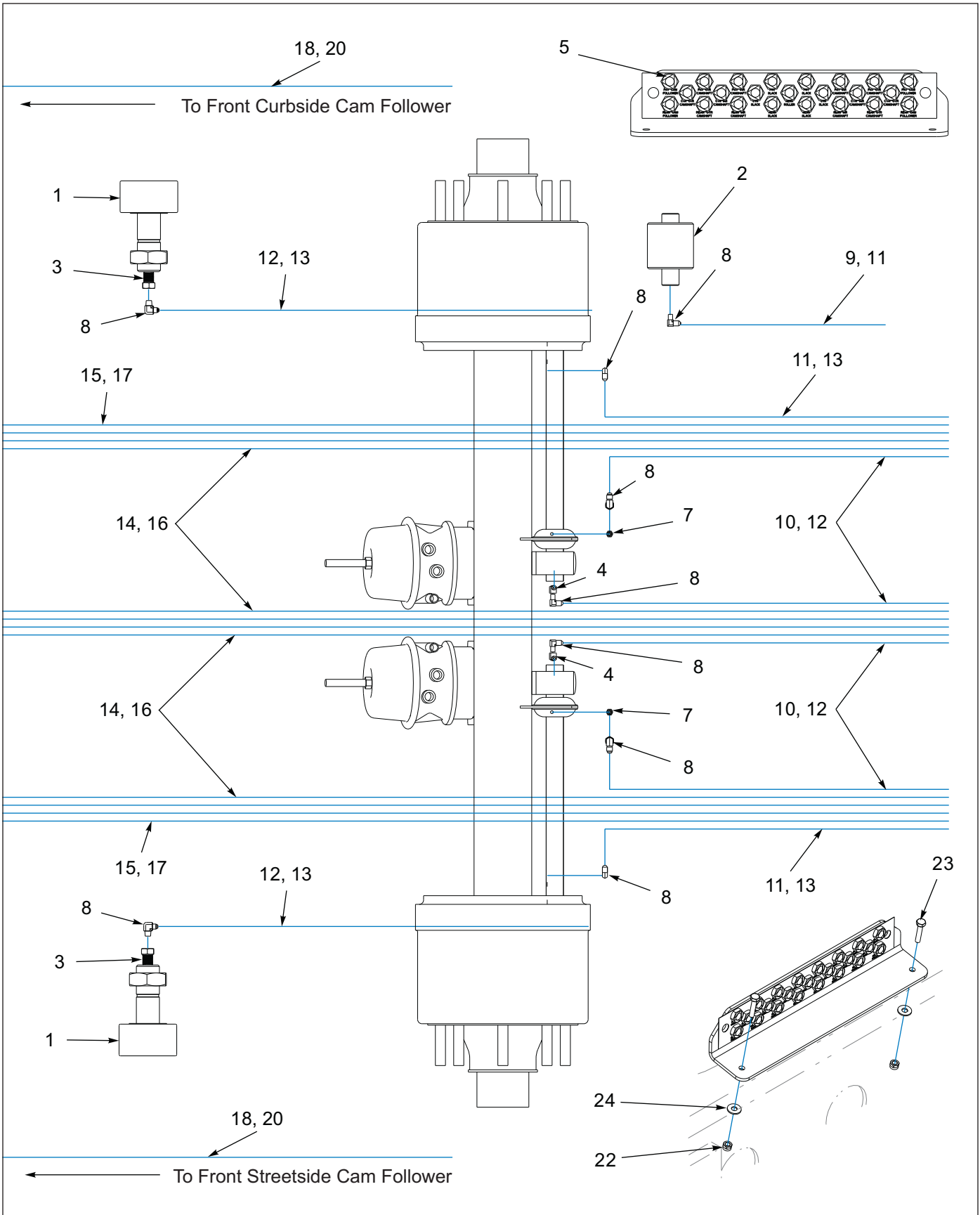


Figure 1-29: Grease System - 455B Spring Brake

Grease System - 455B Spring Brake

ITEM	PART NO.	DESCRIPTION	QTY.	
	214468	SUSPENSION 455B 102 SB (REF. ONLY)	*	
	214477	SUSPENSION 455B-CA 102 SB (REF. ONLY)	*	
1	3-076-010015	5 IN. DIAMETER CAM FOLLOWER	REF	REF
2	3-645-010084	ROLLER ASSY REAR U/C	REF	REF
3	206599	FITTING, GREASE, 1/4 TUBE X 1/8 NPT	4	4
4	101528	ELBOW BRASS PIPE STREET	6	6
5	142545	NUT HEX JAM 7/16-20 UNC	23	23
6	143688	DECAL GREASE	1	1
7	202094	ADAPTER 5/16-18X1/8 NPT FEMALE	6	6
8	202099	FITTING GREASE 90 SWIV P-T-C 1/8NPT MALE 1/4T	13	13
9	202103	HOSE ASSEMBLY GREASE 1/8X45	1	--
10	202104	HOSE ASSEMBLY GREASE 1/8X60	4	--
11	202106	HOSE ASSEMBLY GREASE 1/8X72	2	1
12	202107	HOSE ASSEMBLY GREASE 1/8X83	2	4
13	202111	HOSE ASSEMBLY GREASE 1/8X102	--	4
14	202112	HOSE ASSEMBLY GREASE 1/8X118	4	--
15	202113	HOSE ASSEMBLY GREASE 1/8X126	2	--
16	202116	HOSE ASSEMBLY GREASE 1/8X144	--	4
17	202118	HOSE ASSEMBLY GREASE 1/8X156	--	2
18	202121	HOSE ASSEMBLY GREASE 1/8X172	2	--
19	202123	HOSE ASSEMBLY GREASE 1/8X186	4	--
20	204223	HOSE ASSEMBLY GREASE 1/8X200	2	2
21	204224	HOSE ASSEMBLY GREASE 1/8X217	--	6
22	1-512-010005-01	NUT HEX SLFLKG, 1/4-20 GRADE B	2	2
23	1-654-010047-07	SCREW, HEX CAP 1/2-20X1-1/4 GRB	2	2
24	1-861-010032-07	WASHER, FLAT, ZP/CD 1/4W	2	2
25	216600	FITTING, GREASE, 90SWIV P-T-C 1/4NPT(M) 1/4T (NOT SHOWN)	6	6

Suspensions

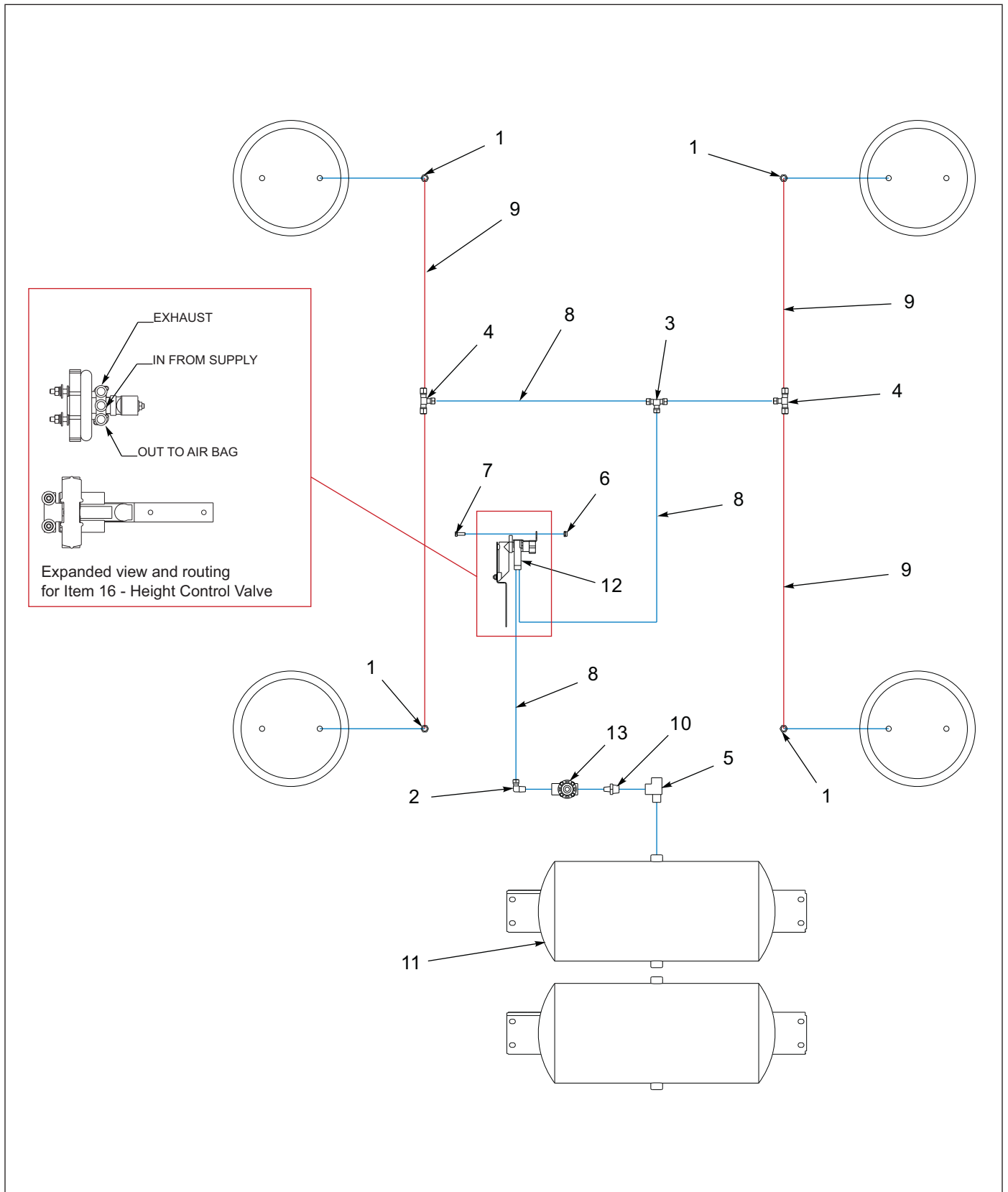


Figure 1-30: Air Ride Suspension - 440B

Air Ride Suspension - 440B

ITEM	PART NO.	DESCRIPTION	QTY.
	212402	SUSP 440CA 2512 - 70.5 THERM TIS (REF. ONLY)	
	212404	SUSP 440CA 2512 - 70.5 D/L TIS (REF. ONLY)	
	216200	SUSP 440B 102 BB MTIS (REF. ONLY)	
	216202	SUSP 440B 102 BB D/L MTIS (REF. ONLY)	
1	1-297-010007-11	FITTING, AIR	4
2	1-297-010008-07	FITTING, AIR 90	1
3	1-297-010010-01	FITTING, AIR UNION TEE	1
4	1-297-010010-04	FITTING, AIR UNION TEE	2
5	1-297-010018-04	FITTING, 1/2 BRASS PIPE, ST TEE	1
6	1-512-010005-01	NUT, HEX SLFLKG 1/4-20 UNC, GRB	2
7	1-654-010047-04	SCREW, HEX 1/4-20 UNC X 3/4 GR5	2
8	1-833-010001	TUBING, NYLON 1/4 OD	25
9	1-833-010002	TUBING, NYLON 3/8 OD	8
10	2083-8-4S	NIPPLE, HEX 1/2 - 1/4	1
11	3-780-010002	TANK, AIR	2
12	900 54 007	HEIGHT CONTROL VALVE	1
13	905-54-107	BRAKE PROTECTION VALVE	1
14	102732	AIR CONTROL KIT (NOT SHOWN) (SEE PAGE 1-58)	1

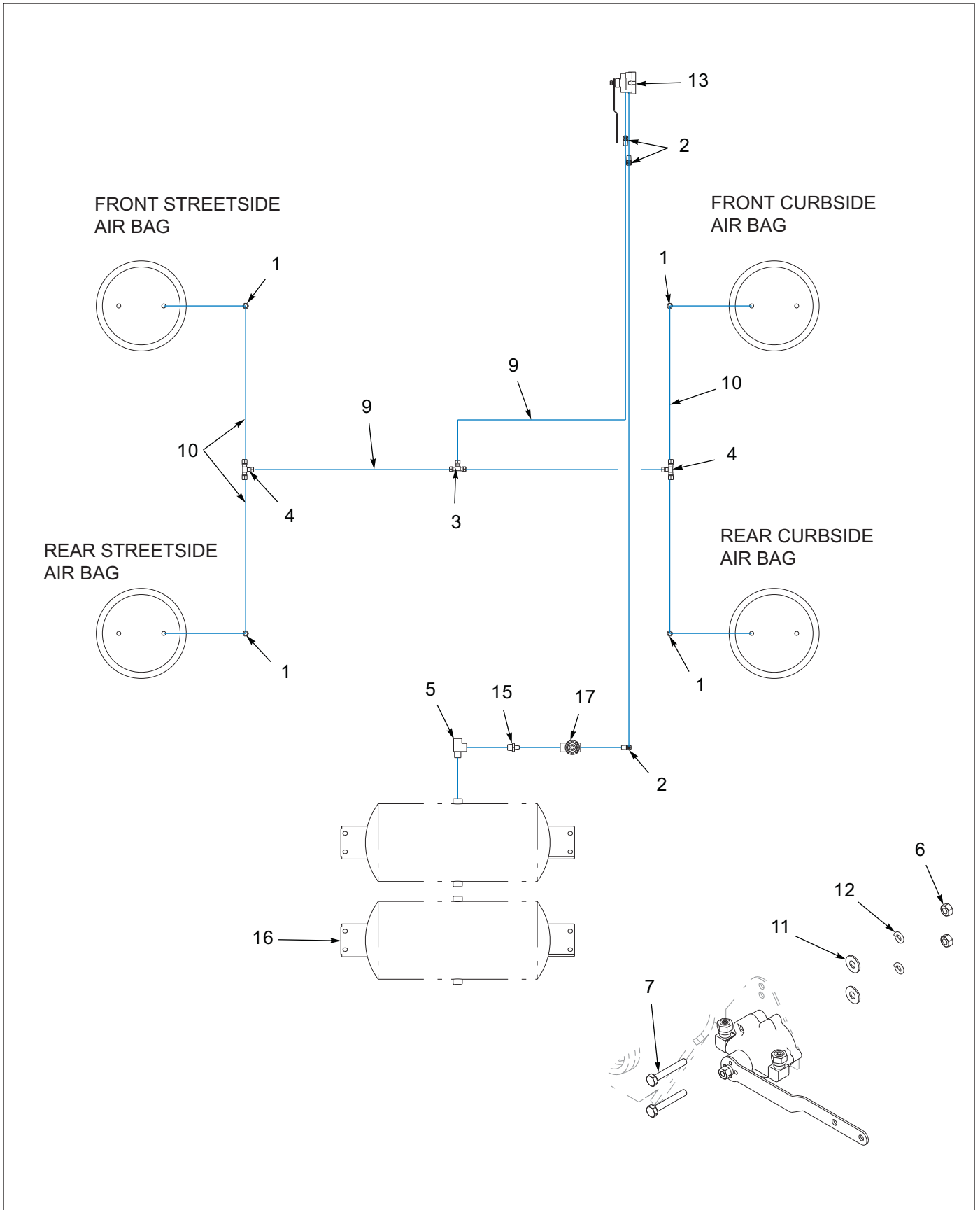


Figure 1-31: Air Ride Suspension - 440B Aqua

Air Ride Suspension - 440B Aqua

ITEM	PART NO.	DESCRIPTION	QTY.
	215486	SUSP 440B SB GRT AQUA PKG (REF. ONLY)	*
1	1-297-010007-11	FITTING, AIR	4
2	1-297-010008-07	FITTING, AIR 90	3
3	1-297-010010-01	FITTING, AIR UNION TEE	1
4	1-297-010010-04	FITTING, AIR UNION TEE	2
5	1-297-010018-04	FITTING, 1/2 BRASS PIPE, ST TEE	REF
6	1-512-010007-05	NUT, HEX, 1/4-20 UNC GR2	REF
7	1-654-010047-09	SCREW, HEX 1/4-20 UNC X 1-3/4 GR5	REF
8	1-796-010004-02	TIE, STRAP, PLASTIC, .301X13.38 (NOT SHOWN)	15
9	1-833-010001	TUBING, NYLON 1/4 OD	25
10	1-833-010002	TUBING, NYLON 3/8 OD	8
11	1-861-010032-07	WASHER, FLAT, ZP/CD, 1/4W	REF
12	1-861-010034-09	WASHER, LKG, HLCL SPR, 1/4	REF
13	173875	HEIGHT CONTROL VALVE	REF
14	173876	AIR CONTROL VALVE INSTALL KIT	1
15	2083-8-4S	NIPPLE, HEX 1/2 - 1/4	1
16	3-780-010002	TANK, AIR	REF
17	905-54-107	BRAKE PROTECTION VALVE	REF

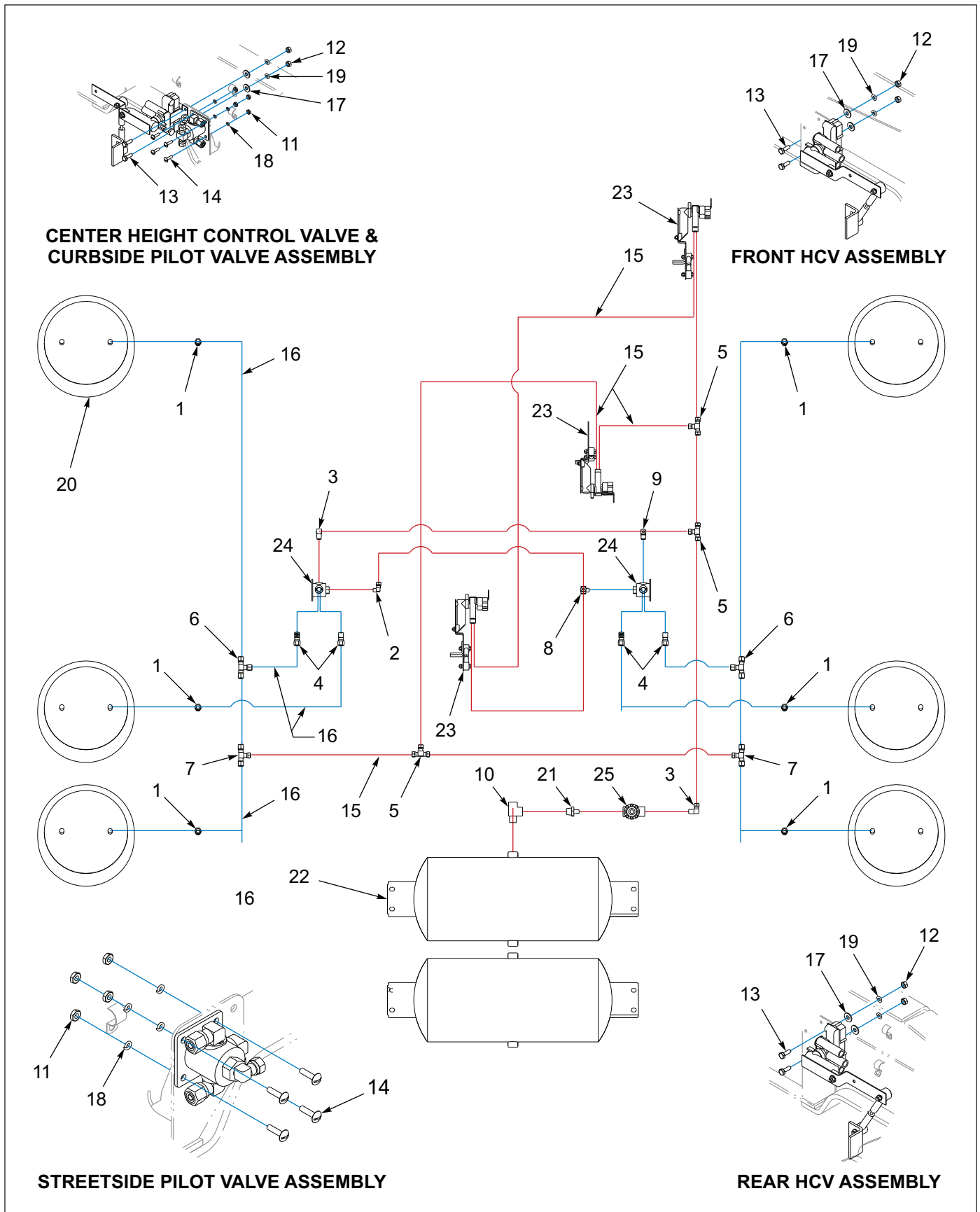


Figure 1-32: Air Ride Suspension - 455B

Air Ride Suspension - 455B

ITEM	PART NO.	DESCRIPTION	QTY.
	214468	SUSPENSION 455B 102 SB (REF. ONLY)	
	214477	SUSPENSION 455B-CA 102 SB (REF. ONLY)	
1	1-297-010007-11	FITTING AIR	6
2	1-297-010008-05	FITTING AIR 90	1
3	1-297-010008-07	FITTING AIR 90	2
4	1-297-010008-18	FITTING AIR 90	4
5	1-297-010010-01	FITTING AIR UNION TEE	3
6	1-297-010010-03	FITTING AIR UNION TEE 3/8	2
7	1-297-010010-04	FITTING AIR UNION TEE	2
8	1-297-010015-02	FITTING AIR BRANCH TEE	1
9	1-297-010015-03	FITTING AIR BRANCH TEE	1
10	1-297-010018-04	FITTING, 1/2 BRASS PIPE, ST TEE	REF
11	1-512-010007-03	NUT, HEX 10-24	8
12	1-512-010007-05	NUT, HEX 1/4-20 UNC X 3/4GR5	6
13	1-654-010047-04	SCREW, HEX HEAD CAP 1/4-20 X 3/4 GR5	6
14	1-656-010003051	SCREW RH HD MACH #10-24 X 3/4	8
15	1-833-010001	TUBING NYLON 1/4 OD	48
16	1-833-010002	TUBING NYLON 3/8 OD	24
17	1-861-010032-07	WASHER, FLAT Z/P/CD, 1/4W	6
18	1-861-010034-07	WASHER, LKG HLCL SPR, #10	8
19	1-861-010034-09	WASHER, LKG HLCL SPR, 1/4	6
20	102363	SUSPENSION, ADJ RLU-228-3.5 (SEE PAGE 1-60)	8
21	2083-8-4S	NIPPLE, HEX 1/2 - 1/4	1
22	3-780-010002	TANK, AIR	2
23	3-843-010034	VALVE AIR RIDE HEIGHT CONTROL	3
24	900-54-079	PILOT VALVE	3
25	905-54-107	BRAKE PROTECTION VALVE	2
26	205573	TOOL, RIDE HEIGHT, SMALL BRAKES (NOT SHOWN)	REF
27	205574	TOOL, RIDE HEIGHT, BIG BRAKES (NOT SHOWN)	REF

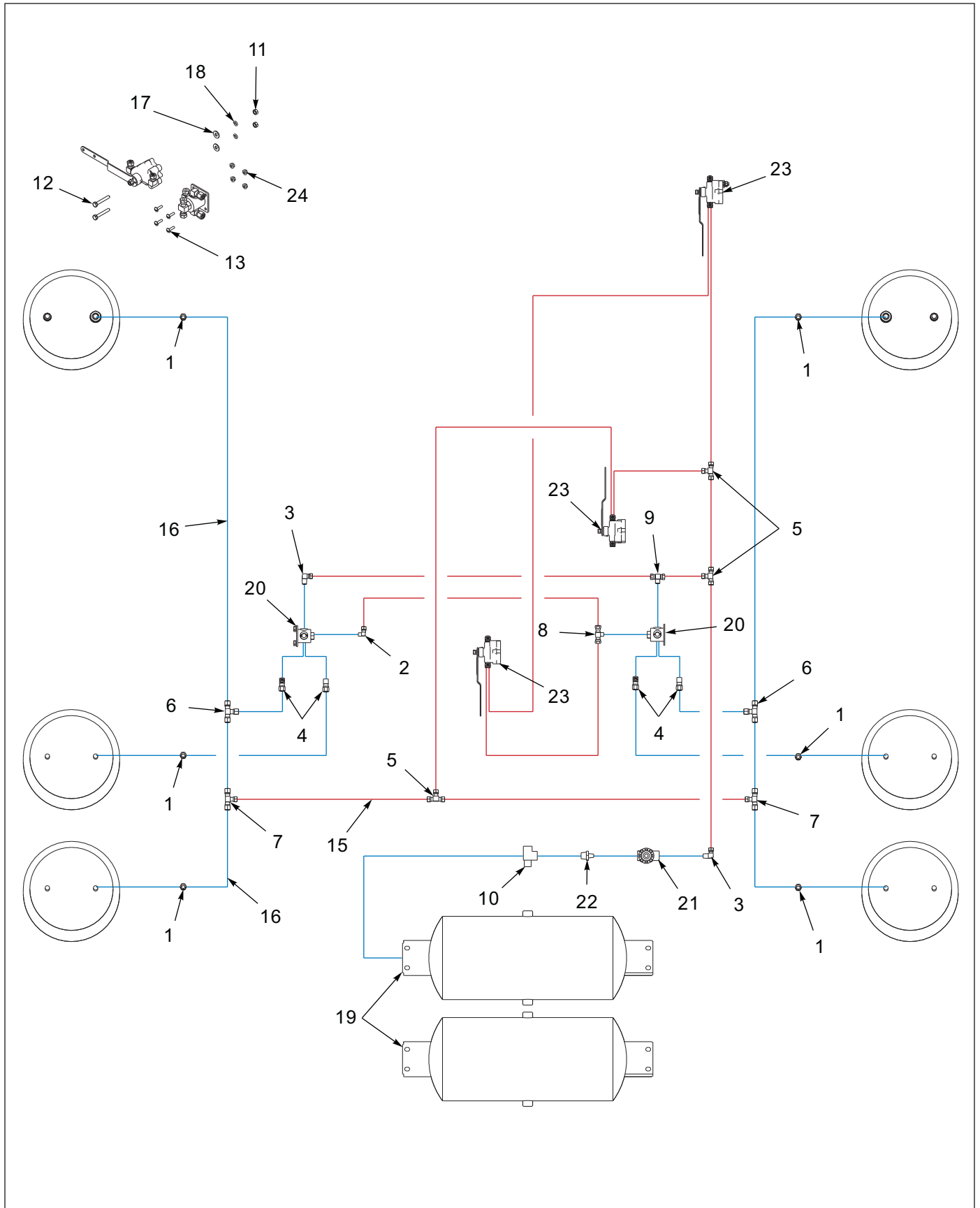


Figure 1-33: Air Ride Suspension - 440B Aqua

Air Ride Suspension - 455B Aqua

ITEM	PART NO.	DESCRIPTION	QTY.
	216222	SUSP 455B CA-102 AQUA (REF. ONLY)	*
1	1-297-010007-11	FITTING AIR	6
2	1-297-010008-05	FITTING AIR 90	1
3	1-297-010008-07	FITTING AIR 90	8
4	1-297-010008-18	FITTING AIR 90	4
5	1-297-010010-01	FITTING AIR UNION TEE	3
6	1-297-010010-03	FITTING AIR UNION TEE 3/8	2
7	1-297-010010-04	FITTING AIR UNION TEE	2
8	1-297-010015-02	FITTING AIR BRANCH TEE	1
9	1-297-010015-03	FITTING AIR BRANCH TEE	1
10	1-297-010018-04	FITTING, 1/2 BRASS PIPE, ST TEE	REF
11	1-512-010007-05	NUT, HEX, 1/4-20 UNC, GR2	6
12	1-654-010047-09	SCREW, HEX HEAD CAP 1/4-20 X 1-3/4 GR5	6
13	1-656-010003051	SCREW RH HD MACH #10-24 X 3/4	8
14	1-796-010004-02	TIE, STRAP, PLASTIC, .301X13.38	15
15	1-833-010001	TUBING NYLON 1/4 OD	48
16	1-833-010002	TUBING NYLON 3/8 OD	24
17	1-861-010032-07	WASHER, FLAT Z/P/CD, 1/4W	6
18	1-861-010034-09	WASHER, LKG HLCL SPR, 1/4	6
19	3-780-010002	TANK, AIR	REF
20	900-54-079	PILOT VALVE	2
21	905-54-107	BRAKE PROTECTION VALVE	1
22	2083-8-4S	NIPPLE, HEX 1/2 - 1/4	1
23	173875	HEIGHT CONTROL VALVE	3
24	212074	NUT, FLG HD, SERR, 10-24 UNC	8
25	205573	TOOL, RIDE HEIGHT, SMALL BRAKES (NOT SHOWN)	REF
26	205574	TOOL, RIDE HEIGHT, BIG BRAKES (NOT SHOWN)	REF

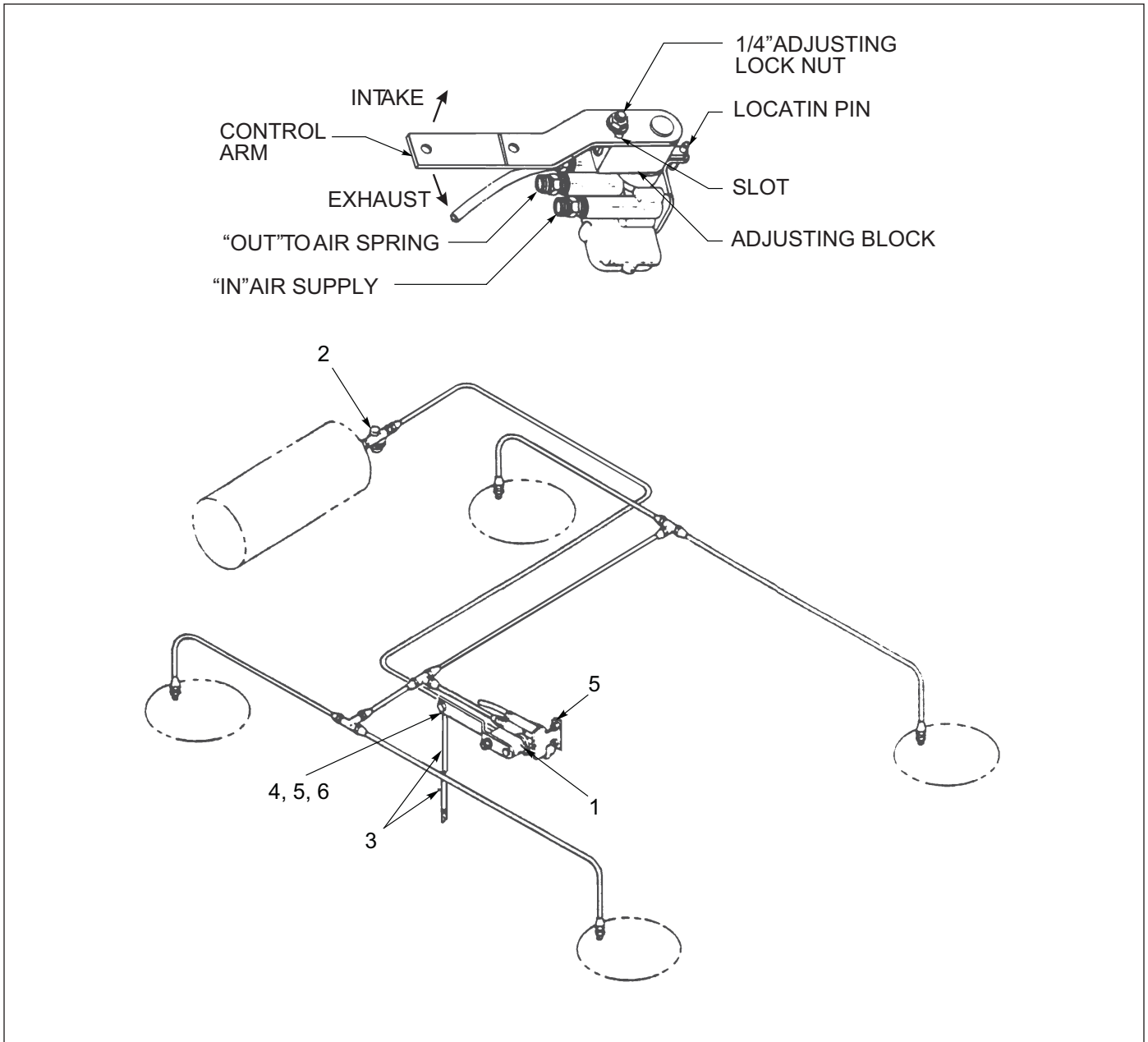


Figure 1-34: Air Control Kit - Neway

Air Control Kit - Neway

ITEM	PART NO.	DESCRIPTION	QTY.
	102732	AIR CONTROL KIT NEWAY	
1	900 54 007	HEIGHT CONTROL VALVE (BEFORE 3-04-2016)	1
1	905-54-186	HEIGHT CONTROL VALVE (AFTER 3-04-2016)	1
2	905-54-107	AIR PRESSURE PROTECTION VALVE & FILTER	1
3	111021	SRK - 167 KIT - ADJ. LINK ASSEMBLY	1
4	1-654-010047-04	SCREW, HEX HEAD CAP 1/4-20 X 3/4 GR5	2
5	1-512-010005-01	LOCK NUT 1/4-20	2
6	-----	DECAL - OPERATING	1

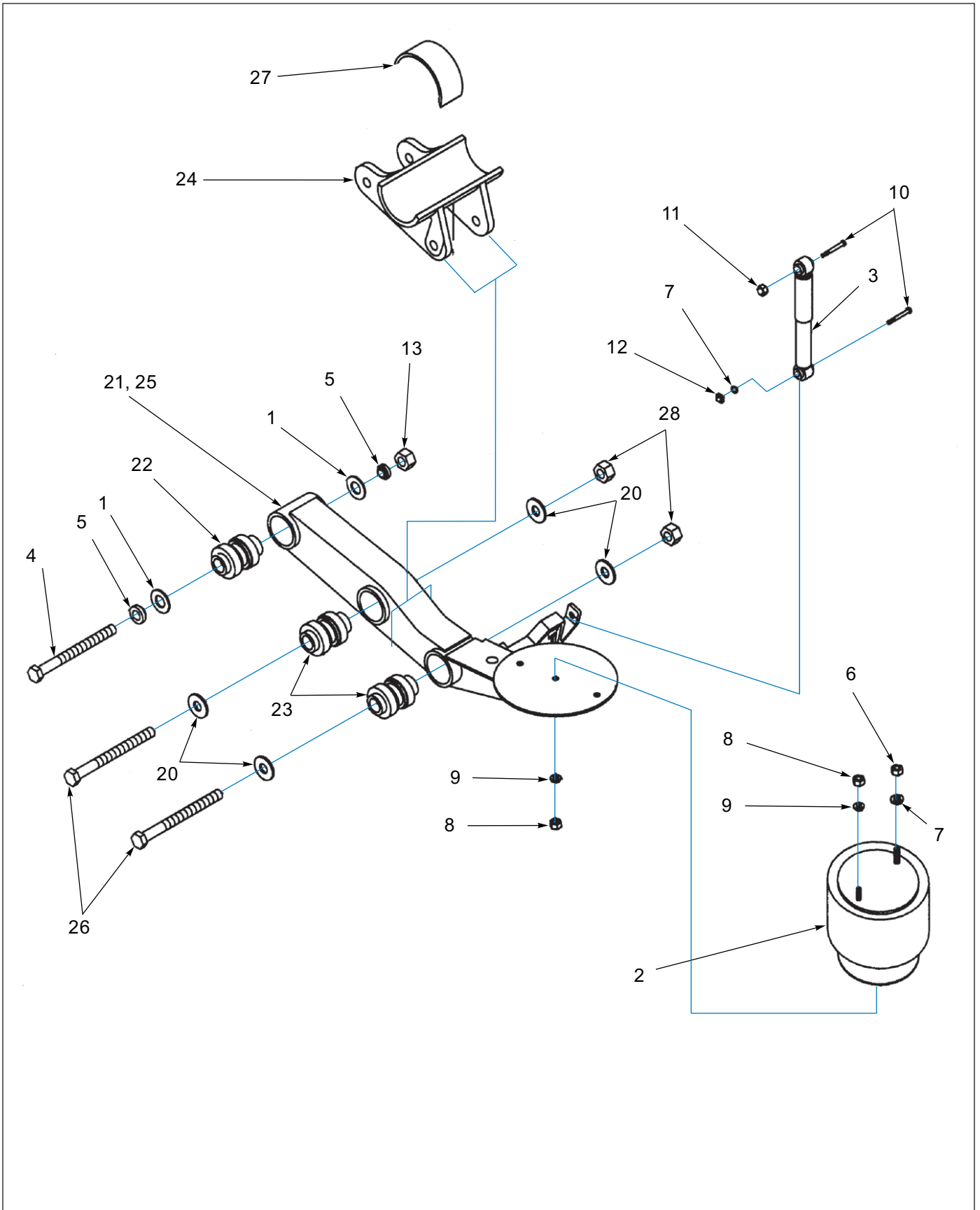


Figure 1-35: Suspension Hanger - RLU-228

Suspension Hanger - RLU-228

ITEM	PART NO.	DESCRIPTION	QTY*
	102363	SUSPENSION, ADJ. RLU-228-3.5 (ITEMS 1-19)	
	102364	SUSPENSION, ADJ. RLU-228-5.5 (ITEMS 1-19)	
	102361	SUSPENSION, BEAM. RLU-228 (ITEMS 20-28)	
1	111010	FLAT WASHER	2
2	905-57-129	AIR SPRING ASSEMBLY - 102363	2
2	111016	AIR SPRING ASSEMBLY - 102364	2
3	900 45 040	SHOCK - 102363	2
3	111017	SHOCK - 102364	2
4	90508009	ALIGN BUSH ASSEMBLY	2
5	129006	ALIGN BLOCK, NON WELD	2
6	934 00 149	3/4-16 HEX NUT GRB	2
7	936 00 077	LOCK WASHER, 3/4 IN.	4
8	1-512-010007-09	HEX NUT, 1/2-13	4
9	1-861-010034-13	LOCK WASHER, 1/2 IN.	4
10	105408	HEX HEAD CAP SCREW 3/4-10 X 3-1/2	4
11	934-00-492	LOCK NUT, 3/4-10	2
12	111022	3/4-10 SQUARE NUT	2
13	111008	LOCK NUT 1-1/8-7	2
14	111018	ANCHOR, RIDE HEIGHT CONTROL VALVE (NOT SHOWN)	1
15	-----	LITERATURE INSTRUCTIONS (NOT SHOWN)	1
16	-----	LITERATURE SPEC (NOT SHOWN)	1
17	-----	LITERATURE FORM 864 (NOT SHOWN)	1
18	-----	LITERATURE LABEL (NOT SHOWN)	1
19	-----	LITERATURE LABEL (NOT SHOWN)	1
20	111010	FLAT WASHER	8
21	111013	EQUALIZING BEAM ASSEMBLY LH	1
22	900-08-139	RUBBER BUSHING - FRONT PIVOT	2
23	111011	RUBBER BUSHING - AXLE CONNECTION	4
24	111012	AXLE ADAPTER ASSEMBLY	2
25	111014	EQUALIZING BEAM ASSEMBLY RH	1
26	111023	HEX HEAD CAP SCREW 1-1/8-7 X 8-1/2	4
27	111015	SAFETY STRAP	2
28	934-00-506	LOCK NUT 1-1/8-7	4
29	109533	ALIGNMENT BLOCK KIT	1
30	126900	BRACKET BOTTOM SHOCK - RLU-228	1
31	141708	WIRE ROPE STRAP KIT RLU 228-3.5	1
31	127708	WIRE ROPE STRAP KIT RLU 228-5.5	1
32	111019	FASTENER KIT (ITEMS 1, 4-11, 13 & 15)	1

Axle and Brakes

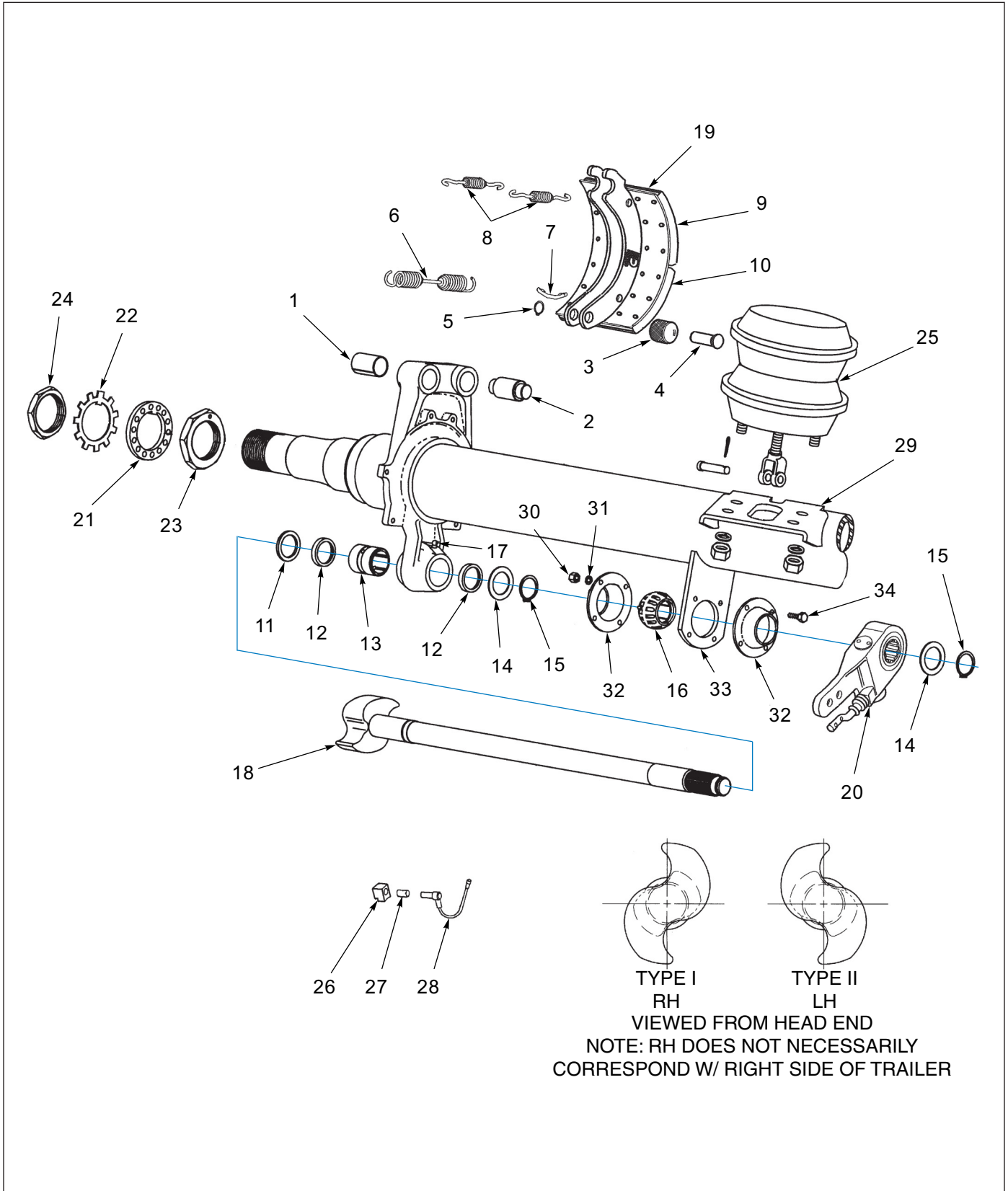


Figure 1-36: Axle and Brake Assembly - Dexter 12-1/4 X 7-1/2

Axle and Brake Assembly - Dexter 12-1/4 X 7-1/2

ITEM	PART NO.	DESCRIPTION	QTY.
	212378	AXLE 70.5, 12.25 X 7.5 SPG BRK - 25K	
	212381	AXLE 77, 12.25 X 7.5 SPG BRK - 25K	
	212383	AXLE 88.5, 12.25 X 7.5 SPG BRK - 25K	
	K71-460-00	BRAKE SHOE HARDWARE KIT (ITEMS 1-8)	
	-----	BRAKE BLOCK KIT (ITEMS 9 & 10)	
	K71-101-00	CAMSHAFT REPAIR KIT (ITEMS 11-17)	
1	-----	BUSHING, SPIDER ANCHOR PIN	4
2	-----	ANCHOR PIN	4
3	-----	ROLLER	4
4	-----	RETAINER, ROLLER PIN	8
5	-----	RETAINER, RING	8
6	-----	SPRING, SHOE RETRACTOR	2
7	056-018-00	RETAINER PIN, RETRACTOR SPRING	4
8	046-097-00	SPRING, KEEPER	4
9	-----	LINING, BRAKE BLOCK ANCHOR	2
10	-----	LINING, BRAKE BLOCK CAM	2
11	005-074-00	D" WASHER, CAMSHAFT	2
12	010-052-00	SEAL, GREASE	4
13	-----	BUSHING, CAMSHAFT SPIDER	2
14	-----	WASHER, CAMSHAFT END	2
15	069-078-00	RETAINER, CAMSHAFT END	2
16	-----	BUSHING, CAMSHAFT SUPPORT	2
17	-----	FITTING, GREASE 45°	2
18	034-188-03	CAMSHAFT, 22-5/16" LH (USED W/ 115703)	1
18	034-189-03	CAMSHAFT, 22-5/16" RH (USED W/ 115703)	1
18	136991	CAMSHAFT, 23-3/8" LH (USED W/ 115704)	1
18	136992	CAMSHAFT, 23-3/8" RH (USED W/ 115704)	1
18	171963	CAMSHAFT, 26-1/2" LH (USED W/ 142510)	1
18	171964	CAMSHAFT, 26-1/2" RH (USED W/ 142510)	1
19	040-320-01	SHOE AND LINING ASSEMBLY	4
20	127777	SLACK ADJUSTER, AUTOMATIC	2
21	005-098-00	WASHER, SPINDLE LOCK	2
22	005-099-00	WASHER, TABBED SPINDLE LOCK	2
23	006-114-00	NUT, INNER SPINDLE	2
24	006-115-00	NUT, OUTER SPINDLE	2
25	034-057-07	AIR CHAMBER, SERVICE BRAKE	2
25	034-058-07	AIR CHAMBER, SPRING BRAKE	2
26	103805	SENSOR BLOCK	2
27	144979	RETAINER CLIP	2
28	101847	ABS SENSOR CABLE-4M 90° 1 FT	2
29	034-048-00	AIR CHAMBER BRACKET	2
30	006-099-00	RETAINER NUT, CAM BUSH	8
31	005-079-00	LOCK WASHER	8
32	034-032-00	PLATE, BUSHING RETAINER (EACH HALF SOLD SEPERATELY)	4
33	034-031-00	PLATE, CAMSHAFT SUPPORT BRACKET	4
34	007-139-00	BOLT, RETAINER PLATE	8

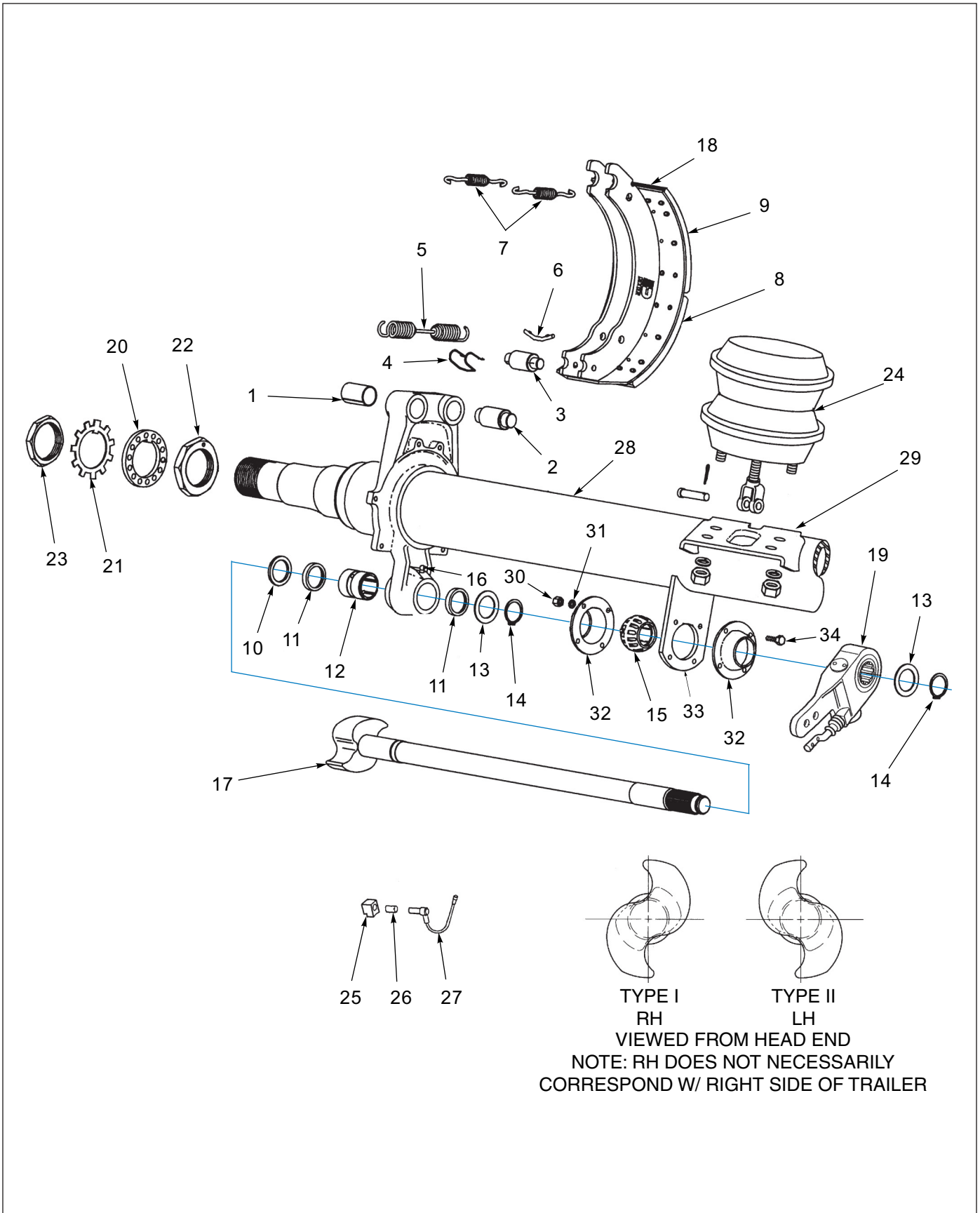


Figure 1-37: Axle and Brake Assembly - Dexter 16-1/2 X 7

Axle and Brake Assembly - Dexter 16-1/2 X 7

ITEM	PART NO.	DESCRIPTION	QTY.
	212418	AXLE 69, 16.5 X 7 SPG BRK - 25K	
	212421	AXLE 75, 16.5 X 7 SPG BRK - 25K	
	212426	AXLE 87, 16.5 X 7 SPG BRK - 25K	
	K71-136-00	BRAKE SHOE HARDWARE KIT (ITEMS 1-7)	
	-----	BRAKE BLOCK KIT (ITEMS 8 & 9)	
	K71-101-00	CAMSHAFT REPAIR KIT (ITEMS 10-16)	
1	-----	BUSHING, SPIDER ANCHOR PIN	4
2	-----	ANCHOR PIN	4
3	014-065-00	ROLLER	4
4	071-122-00	RETAINER, ROLLER	4
5	046-096-00	SPRING, SHOE RETRACTOR	2
6	056-018-00	RETAINER PIN, RETRACTOR SPRING	4
7	046-097-00	SPRING, KEEPER	4
8	-----	LINING, BRAKE BLOCK CAM	2
9	-----	LINING, BRAKE BLOCK ANCHOR	4
10	005-096-00	D" WASHER, CAMSHAFT	2
11	010-052-00	SEAL, GREASE	4
12	-----	BUSHING, CAMSHAFT SPIDER	2
13	-----	WASHER, CAMSHAFT END	2
14	069-078-00	RETAINER, CAMSHAFT END	2
15	-----	BUSHING, CAMSHAFT SUPPORT	2
16	-----	FITTING, GREASE 45°	2
17	034-192-05	CAMSHAFT, 22-5/8" LH (USED W/ 115713)	1
17	034-193-05	CAMSHAFT, 22-5/8" RH (USED W/ 115713)	1
17	137461	CAMSHAFT, 25" LH (USED W/ 115715 & 158538)	1
17	137485	CAMSHAFT, 25" RH (USED W/ 115715 & 158538)	1
18	040-180-00	SHOE AND LINING ASSEMBLY	4
19	139383	SLACK ADJUSTER, AUTOMATIC	2
20	005-098-00	WASHER, SPINDLE LOCK	2
21	005-099-00	WASHER, TABBED SPINDLE LOCK	2
22	006-114-00	NUT, INNER SPINDLE	2
23	006-115-00	NUT, OUTER SPINDLE	2
24	034-057-01	AIR CHAMBER, SERVICE BRAKE	2
24	034-058-01	AIR CHAMBER, SPRING BRAKE	4
25	103805	SENSOR BLOCK	2
26	144979	RETAINER CLIP	2
27	101847	ABS SENSOR CABLE-4M 90°, 1 FT	2
28	-----	BEAM W/ BRACKETS	1
29	034-048-00	AIR CHAMBER BRACKET	2
30	006-099-00	RETAINER NUT, CAM BUSH	8
31	005-079-00	LOCK WASHER	8
32	034-032-00	PLATE, BUSHING RETAINER (EACH HALF SOLD SEPERATELY)	4
33	034-031-00	PLATE, CAMSHAFT SUPPORT BRACKET	4
34	007-139-00	BOLT, RETAINER PLATE	8

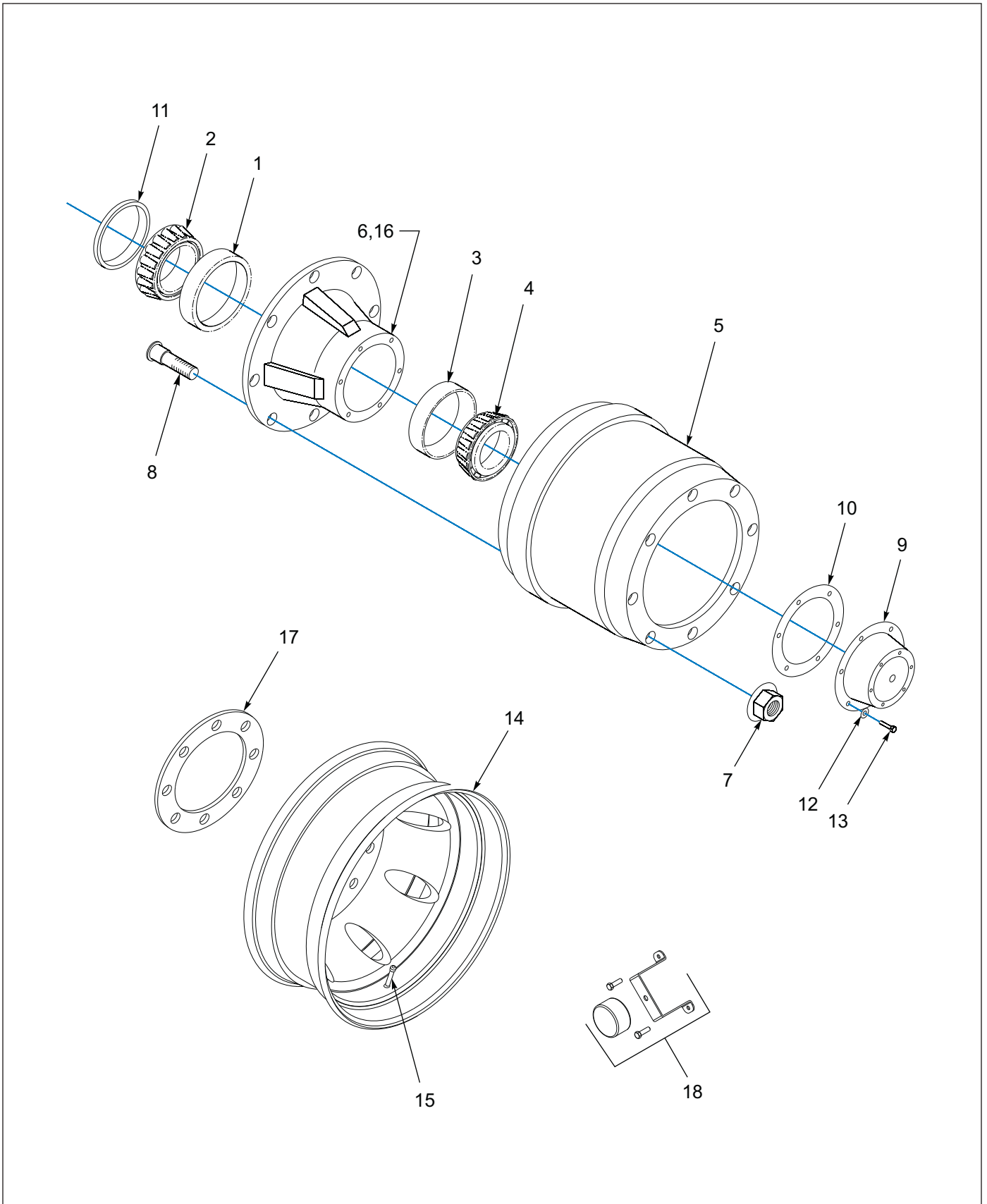


Figure 1-38: Outboard Pilot Mount Hub and Drum Assembly

Outboard Pilot Mount Hub and Drum Assembly

ITEM	PART NO.	DESCRIPTION	QTY.
1	HM218210	INNER BEARING CUP	1
2	HM218248	INNER BEARING CONE	1
3	HM212011	OUTER BEARING CUP	1
4	HM212049	OUTER BEARING CONE	1
5	63680	OUTBOARD MOUNTED BRAKE DRUM - 8 BOLT	1
6	112492	HUB/DRUM, 8 BOLT, 12-1/4 PILOT ABS	1
7	179933	NUT, HEX M22 X 1.5	8
8	113536	STUD, 22MM 3.5 STANDOUT	8
9	4009	CAP, HUB	1
10	3067	GASKET, OIL CAP	1
11	3-659-010012	SEAL	1
12	1-861-010034-10	WASHER, SPLIT LOCK 5/16	6
13	1-654-010049-03	SCREW, HEX HEAD CAP, 5/16-18 X 3/4 GR5	6
14	100402	WHEEL, ALUM PILOT MT 17.5 X 6.75, POLISHED - 8 BOLT (8 ACCENT HOLES)	REF
14	3-870-010097	WHEEL, DISC PILOT MT 17.5 X 6.75 - 8 BOLT	REF
14	112047	WHEEL, ALUM PILOT, 17.5 X 6.75 MACH	REF
14	223938	WHEEL, AL PILOT 17.5X6.75 POL (10 ACCENT HOLES)	REF
15	TR573	VALVE STEM - STEEL WHEEL	1
15	100401	VALVE STEM TR543C	1
15	1-843-010014	VALVE EXSTENSION STEM 3"	1
16	-----	ABS TONE RING	1
17	114619	WHEEL GUARD 8 HOLE 275 MM BC - USED W/ ALUMINUM	1
17	3-870-010107	WHEEL GUARD 10 HOLE 285.75MM BC (NOT SHOWN)	1
18	142549	HUBODOMETER W/ BRACKET, 10R17.5 TIRE	REF
18	142551	HUBODOMETER W/ BRACKET, 215/75R17.5 TIRE	REF
18	142550	HUBODOMETER W/ BRACKET, 235/75R17.5 TIRE	REF
18	137108	HUBODOMETER W/ BRACKET, 255/70R22.5 TIRE	REF

Air Brake System

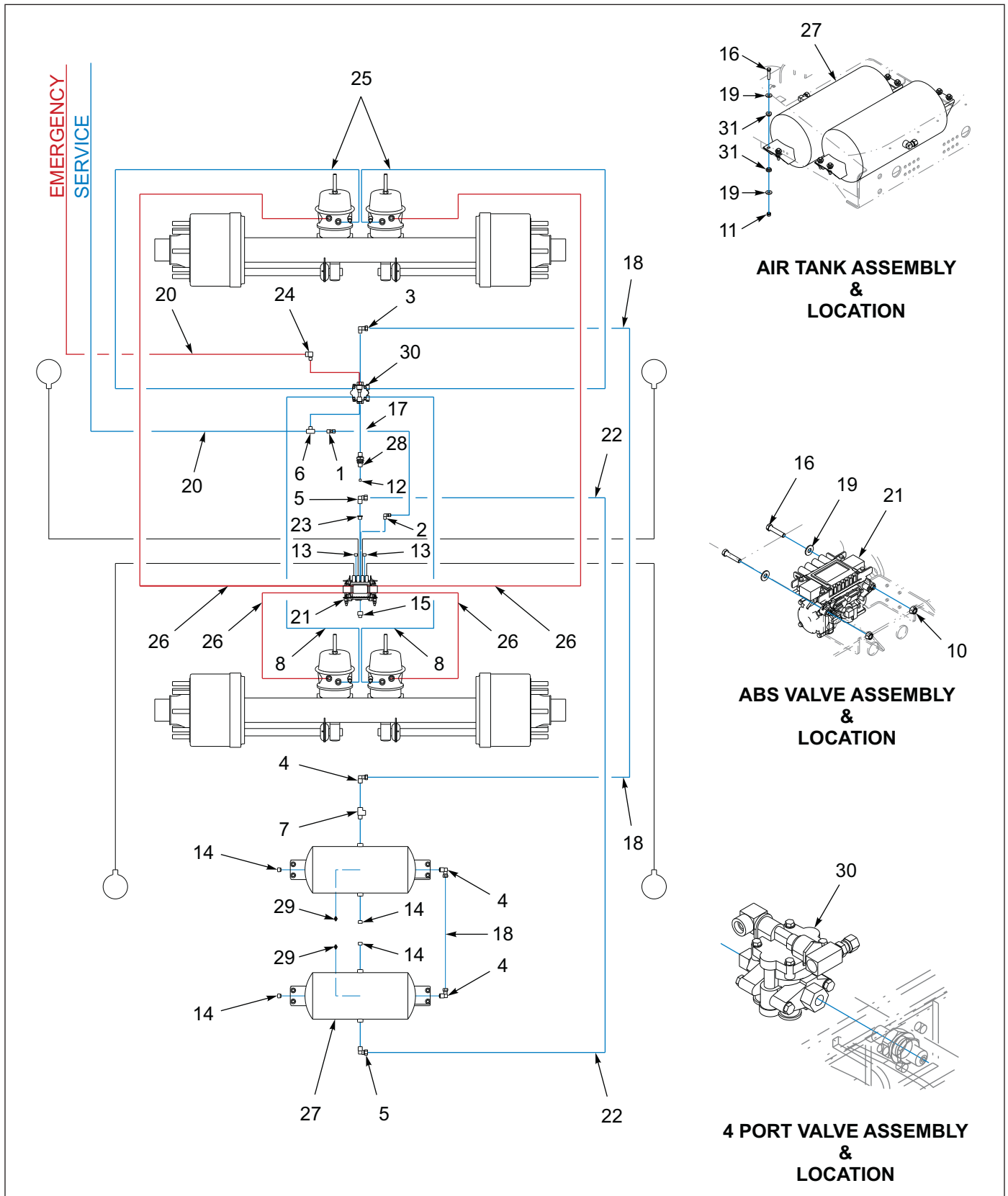


Figure 1-39: Air Brake System - 440B

Air Brake System - 440B

ITEM	PART NO.	DESCRIPTION	QTY.
	189600	SUSPENSION, 440A 102 SB LED (REF. ONLY)	
	189637	SUSPENSION, 440A 102 SB 62K D/L (REF. ONLY)	
	189602	SUSPENSION, 440A-CA 102 SB LED (REF. ONLY)	
	189639	SUSPENSION, 440A-CA 102 SB 62K D/L (REF. ONLY)	
1	1-297-010007-12	FITTING AIR 3/8 TUBE TO 3/8 NPT	1
2	1-297-010008-18	FITTING, AIR 90, 3/8 TUBE X 1/4 NPT	1
3	1-297-010008-23	FITTING, AIR 90, 1/2 TUBE TO 3/8 NPT	1
4	1-297-010008-24	FITTING, AIR 90, 1/2 TUBE TO 1/2 NPT	3
5	1-297-010008-26	FITTING, AIR 90, 5/8 TUBE TO 1/2 NPT	2
6	1-297-010017-03	FITTING, AIR PIPE, M/BR TEE 3/8	1
7	1-297-010018-04	FITTING, 1/2 BRASS PIPE ST TEE	1
8	1-384-010038056	HOSE, AIR 56" 3/8 WITH 3/8 ENDS	2
9	1-394-010001	HOSE, ABRASION SLEEVE X 2 (NOT SHOWN)	2
10	1-510-010001	NUT, FLANGE LOCK 3/8-16	3
11	1-512-010005-05	NUT, HEX SLFLKG, 3/8-16 UNC, GRB	8
12	1-560-010002-02	PLUG, PIPE 1/4 NPT	1
13	1-560-010002-03	PLUG, PIPE 3/8 NPTF	2
14	1-560-010002-04	PLUG, PIPE 1/2 NPT	4
15	1-560-010002-05	PLUG, PIPE 3/4-14 NPTF	1
16	1-654-010051-08	SCREW, HEX 3/8-16 UNC X 1-3/4 GR5	10
17	1-833-010002	TUBING, NYLON 3/8 OD	7
18	1-833-010003	TUBING, NYLON 1/2 OD	15
19	1-861-010032-11	WASHER, FLAT Z/P/CD, 3/8W	18
20	100949	HOSE, AIR 3/8 X 222 WITH 3/8 ENDS	2
21	114584	ABS KIT WABCO, 4S/2M (SEE PAGE 1-76)	1
22	117304	TUBING, NYLON 5/8 OD	7
23	118-2659-9	BUSHING, 1/2NPT X 3/4NPT STL	1
24	2089-6-6S	ADAPTER, 903/8MPT X 3/8FPT	1
25	3-384-010020	HOSE, AIR 3/8 X 32, .38 NPT ENDS	2
26	3-384-010031	HOSE, AIR 3/8 X 42, .38 NPT ENDS	4
27	3-780-010002	TANK, AIR 9.5 X 55.2, .5NPT PORTS	2
28	55B61	FRAME UNION	1
29	56D4	COCK, DRAIN AIR TANK VEL036019	2
30	758-181	VALVE TASK, 4 PORT	1
31	805-2	BUSHING, STEP	16

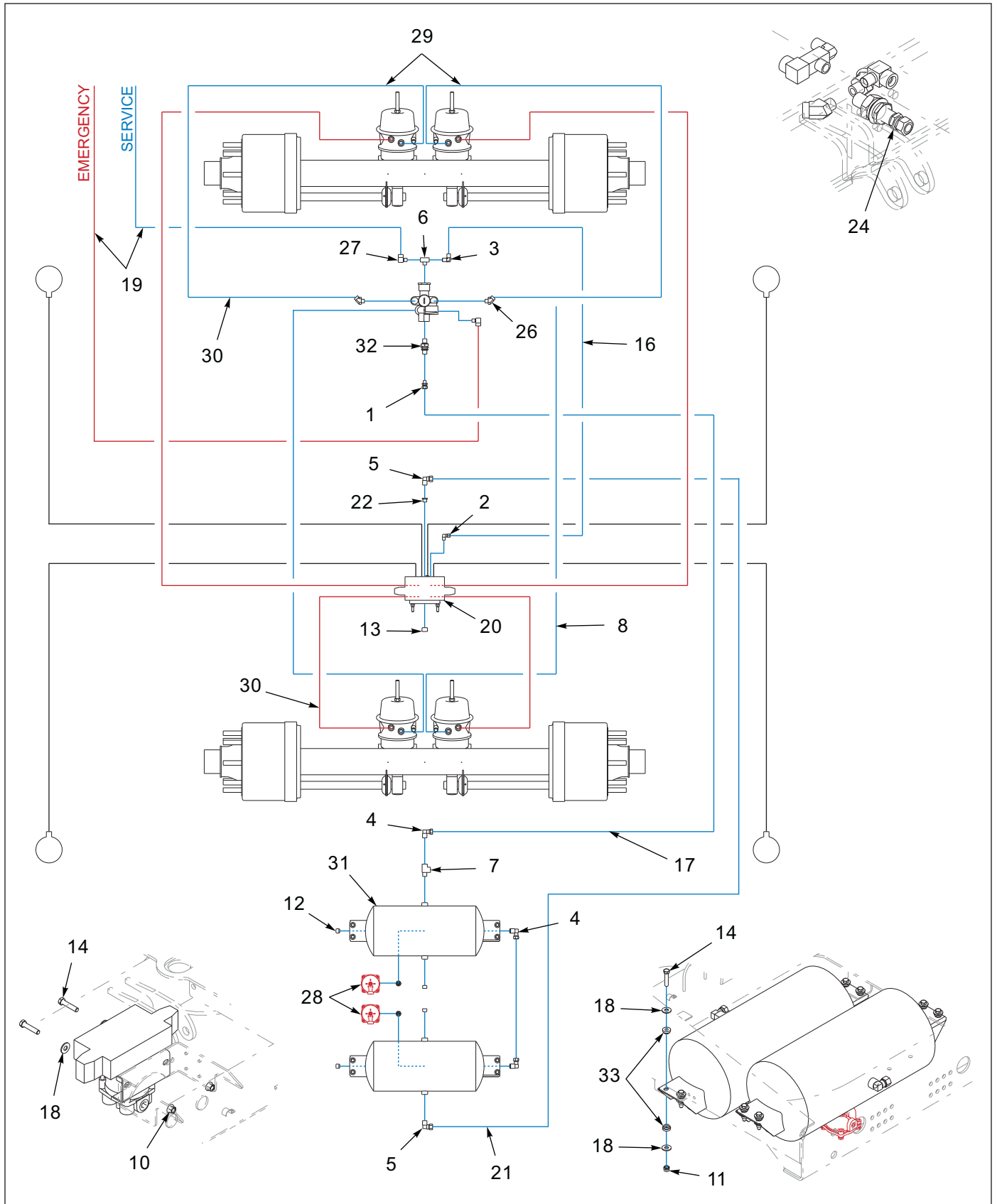


Figure 1-40: 440B Air Brakes - Aqua Package

440B Air Brakes - Aqua Package

ITEM	PART NO.	DESCRIPTION	QTY.
	215486	SUSP 440B GRT AQUA PKG (REF. ONLY)	*
1	1-297-010007-14	FITTING, AIR, 1/2 TUBE X 1/4 NPT	1
2	1-297-010008-18	FITTING, AIR 90 3/8TUBEX1/4NPT	1
3	1-297-010008-20	FITTING, AIR, 90 3/8 TUBE X 3/8 NPT	1
4	1-297-010008-24	FITTING, AIR 90 1/2 TUBE TO 1/2 NPT	3
5	1-297-010008-26	FITTING, AIR 90 5/8 TUBE TO 1/2 NPT	2
6	1-297-010017-03	FITTING, AIR, PIPE M/BR TEE 3/8	1
7	1-297-010018-04	FITTING 1/2, BRASS PIPE, ST TEE	1
8	1-384-010038056	HOSE, AIR 56 IN. 3/8 W 3/8 ENDS	2
9	1-394-010001	HOSE ABRASION SLEEVE X 2 (NOT SHOWN)	2
10	1-510-010001	NUT, 3/8-16 UNC FLANGE LOCK	2
11	1-512-010005-05	NUT, HEX, SLFLKG, 3/8-16 UNC, GRB	8
12	1-560-010002-04	PLUG, PIPE, 1/2NPT	4
13	1-560-010002-05	PLUG, PIPE, 3/4-14 NPTF	1
14	1-654-010051-08	SCREW, HEX, 3/8-16UNCX1-3/4 GR5	10
15	1-796-010003-02	TIE, STRAP, PLASTIC, .18X40 IN. (NOT SHOWN)	10
16	1-833-010002	TUBING, NYLON 3/8 OD	7
17	1-833-010003	TUBING, NYLON 1/2 OD	15
18	1-861-010032-11	WASHER, FLAT, ZP/CD, 3/8W	18
19	100949	HOSE, AIR 3/8X222, W/3/8 ENDS	2
20	114585	BRAKE KIT, ROCKWELL ABS, 2S/1M	1
21	117304	TUBING, NYLON 5/8 OD	7
22	118-2659-9	BUSHING, 1/2NPT X 3/4NPT STL	1
23	174143	KIT SNORKEL 2S/1M ABS VALVE	1
24	174241	VALVE, 4-PORT	1
25	2040-4-6S	REDUCER, 1/4-18 TO 3/8-18 (ATTACHES TO BASE OF 215498)	2
26	2088-6-6S	ADAPTER, 45, 3/8MPT X 3/8 FPT	2
27	2089-6-6S	ADAPTER, 90, 3/8MPT X 3/8 FPT	2
28	215498	AUTO RESERVOIR DRAIN VALVE	2
29	3-384-010020	HOSE, AIR 3/8X32, .38 NPT ENDS	2
30	3-384-010031	HOSE, AIR 3/8X42, .38 NPT ENDS	4
31	3-780-010002	TANK, AIR 9.5X22.5, .5 NPT PORTS	2
32	55B61	FRAME UNION	1
33	805-2	BUSHING, STEP	16

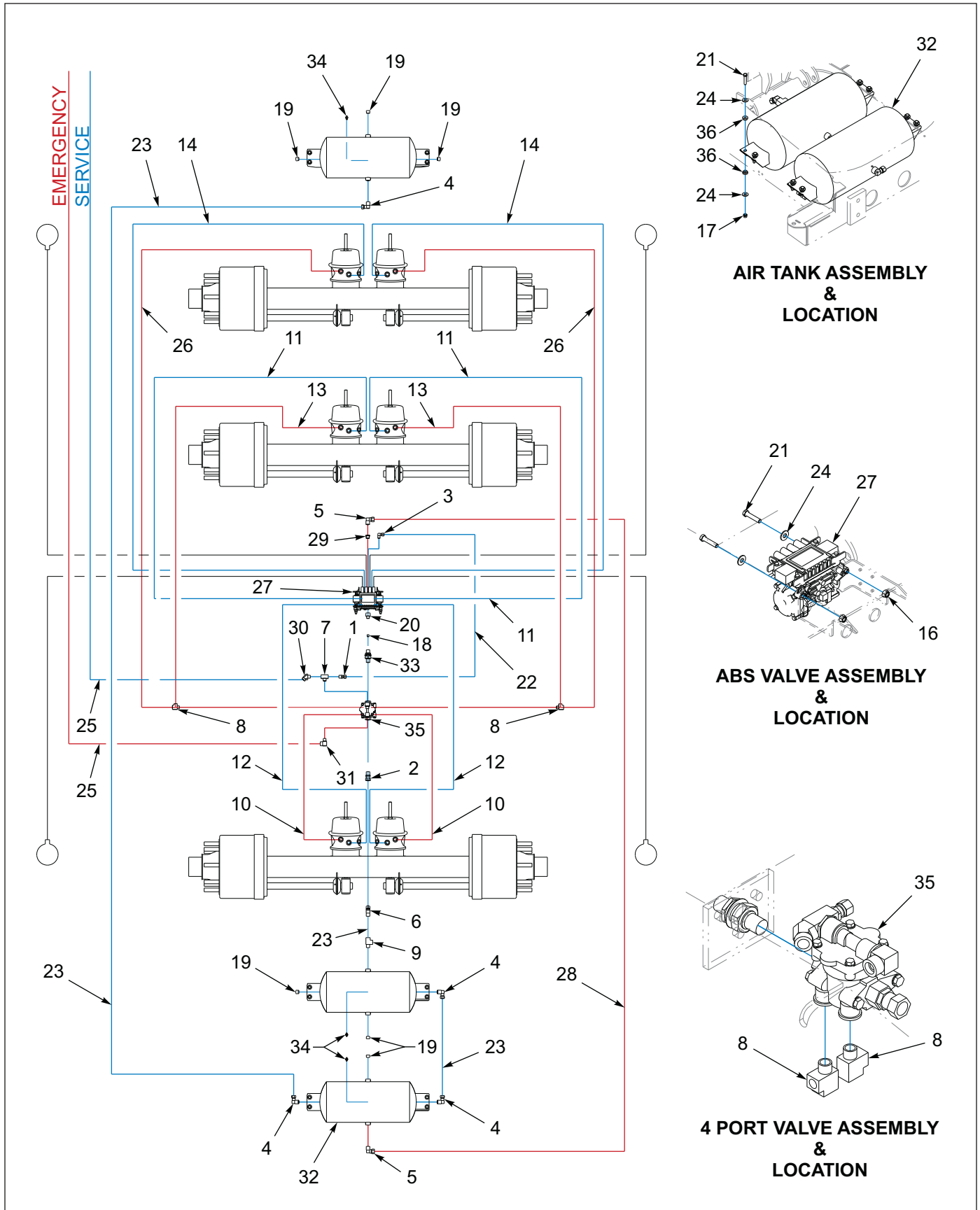


Figure 1-41: Air Brake System - 455B Spring Brake

Air Brake System - 455B Spring Brake

ITEM	PART NO.	DESCRIPTION	QTY.
	190329	SUSPENSION, 455A-102 SB LED (REF. ONLY)	
	190331	SUSPENSION, 455A-CA 102 SB LED (REF. ONLY)	
1	1-297-010007-12	FITTING AIR 3/8 TUBE TO 3/8 NPT	1
2	1-297-010007-15	FITTING, AIR 1/2 TUBE TO 3/8 NPT	1
3	1-297-010008-18	FITTING, AIR 90, 3/8 TUBE X 1/4 NPT	1
4	1-297-010008-24	FITTING, AIR 90, 1/2 TUBE TO 1/2 NPT	4
5	1-297-010008-26	FITTING, AIR 90, 5/8 TUBE TO 1/2 NPT	2
6	1-297-010013-16	FITTING, AIR 45	1
7	1-297-010017-03	FITTING, AIR PIPE, M/BR TEE 3/8	1
8	1-297-010018-03	FITTING, BRS PIPE ST TEE 3/8	2
9	1-297-010018-04	FITTING, 1/2 BRS PIPE ST TEE	1
10	1-384-010038024	HOSE, AIR 3/8 X 24	2
11	1-384-010038038	HOSE, AIR 3/8 X 38	2
12	1-384-010038060	HOSE, AIR 3/8 X 60	2
13	1-384-010038076	HOSE, AIR 3/8 X 76	2
14	1-384-010038084	HOSE, AIR 3/8 X 84"	2
15	1-394-010001	HOSE, ABRASION SLEEVE X 2 (NOT SHOWN)	2
16	1-510-010001	NUT, FLANGE LOCK 3/8-16	2
17	1-512-010005-05	NUT, HEX SLFLKG, 3/8-16 UNC, GRB	12
18	1-560-010002-02	PLUG, PIPE 1/4 NPT	1
19	1-560-010002-04	PLUG, PIPE 1/2 NPT	6
20	1-560-010002-05	PLUG, PIPE 3/4-14 NPTF	1
21	1-654-010051-08	SCREW, HEX 3/8-16 UNC X 1-3/4 GR5	14
22	1-833-010002	TUBING, NYLON 3/8	10
23	1-833-010003	TUBING, NYLON 1/2	21
24	1-861-010032-11	WASHER, FLAT 3/8W	26
25	100949	HOSE, AIR 3/8 X 222 W/ 3/8 ENDS	2
26	107956	HOSE, AIR 3/8 X 136 W/3/8 ENDS	2
27	114586	BRAKE KIT, ABS 4S/2M (SEE PAGE 1-76)	1
28	117304	TUBING, NYLON 5/8 OD	7
29	118-2659-9	BUSHING, 1/2NPT X 3/4NPT STL	1
30	2088-6-6S	ADAPTER, 45	1
31	2089-6-6S	ADAPTER, 903/8MPT X 3/8FPT	1
32	3-780-010002	TANK, AIR 9.5 X 55.2, .5NPT PORTS	3
33	55B61	FRAME UNION	1
34	56D4	COCK, DRAIN AIR TANK VEL036019	3
35	758-181	VALVE TASK, 4 PORT	1
36	805-2	BUSHING, STEP	24

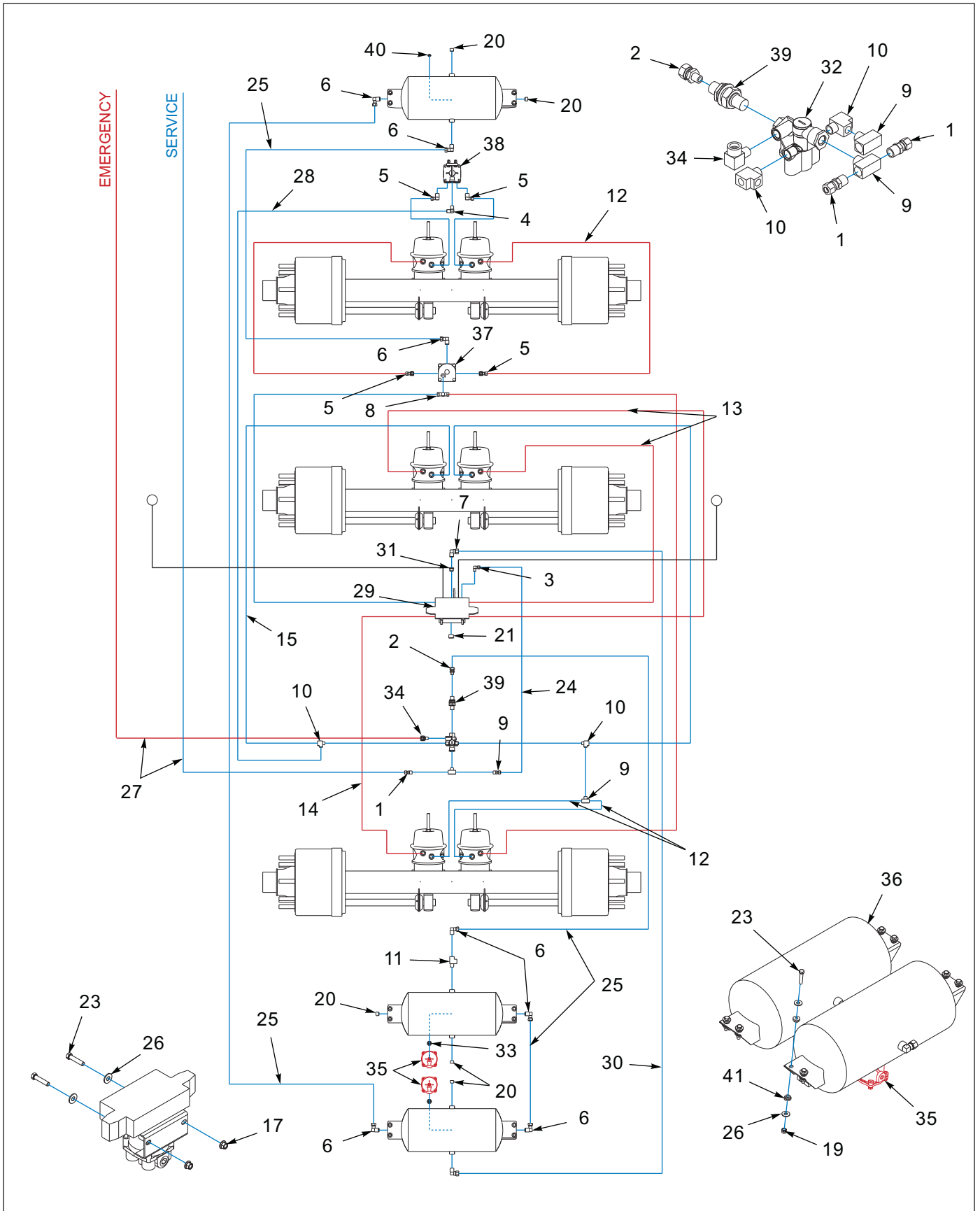


Figure 1-42: 455B Air Brakes - Aqua Package

455B Air Brakes - Aqua Package

ITEM	PART NO.	DESCRIPTION	QTY.
	216222	SUSP 455B CA-102 AQUA (REF. ONLY)	*
1	1-297-010007-12	FITTING, AIR 3/8 TUBE TO 3/8 NPT	2
2	1-297-010007-14	FITTING, AIR, 1/2 TUBE X 1/4 NPT	1
3	1-297-010008-18	FITTING, AIR 90 3/8TUBEX1/4NPT	1
4	1-297-010008-20	FITTING, AIR, 90 3/8 TUBE X 3/8 NPT	1
5	1-297-010008-21	FITTING, AIR 90, 3/8 TUBE TO 1/2 NPT	4
6	1-297-010008-24	FITTING, AIR 90 1/2 TUBE TO 1/2 NPT	7
7	1-297-010008-26	FITTING, AIR 90 5/8 TUBE TO 1/2 NPT	2
8	1-297-010015-07	FITTING, AIR BR TEE 3/8T-3/8P	1
9	1-297-010017-03	FITTING, AIR, PIPE MBR TEE 3/8	2
10	1-297-010018-03	FITTING, BRS PIPE, ST TEE 3/8	2
11	1-297-010018-04	FITTING, 1/2 BRASS PIPE ST TEE	1
12	1-384-010038024	HOSE, AIR 3/8X24	2
13	1-384-010038038	HOSE, AIR, 3/8X38 W/3/8 ENDS	2
14	1-384-010038060	HOSE, AIR, 3/8X60 W/3/8 ENDS	2
15	1-384-010038076	HOSE, AIR, 76 3/8 W/3/8 ENDS	2
16	1-384-010038084	HOSE, AIR, 84 3/8 W/3/8 ENDS	2
17	1-510-010001	NUT, 3/8-16 UNC FLANGE LOCK	22
18	1-512-010003-14	NUT, 3/8-16UNC ESNA	2
19	1-512-010005-05	NUT, HEX, SLFLKG, 3/8-16 UNC, GRB	12
20	1-560-010002-04	PLUG, PIPE, 1/2NPT	5
21	1-561-010002-05	PLUG, PIPE, 3/4-14 NPTF	1
22	1-654-010051-06	SCREW, HEX, 3/8-16UNCX1-1/4 GR5	2
23	1-654-010051-08	SCREW, HEX, 3/8-16UNCX1-3/4 GR5	14
24	1-833-010002	TUBING, NYLON 3/8 OD	10
25	1-833-010003	TUBING, NYLON 1/2 OD	21
26	1-861-010032-11	WASHER, FLAT, ZP/CD, 3/8W	26
27	100949	HOSE, AIR 3/8X222, W/3/8 ENDS	2
28	107956	HOSE AIR 3/8X136 W/3/8 ENDS	2
29	114585	BRAKE KIT, ROCKWELL ABS, 2S/1M	1
30	117304	TUBING, NYLON 5/8 OD	7
31	118-2659-9	BUSHING, 1/2NPT X 3/4NPT STL	1
32	174241	VALVE, 4-PORT	1
33	2040-4-6S	REDUCER, 1/4-18 TO 3/8-18	2
34	2089-6-6S	ADAPTER 90, 3/8MPTX3/8FPT	1
35	215498	AUTO RESERVOIR DRAIN VALVE	2
36	3-780-010002	TANK, AIR, 9.5X22.5, .5NPT PORTS	3
37	3-843-010005	RELAY VALVE, 2 PART THIRD AXLE	1
38	3-843-010038	VALVE, AIR RELAY-FAST AIR BALANCE	1
39	55B61	FRAME UNION	1
40	56D4	COCK, DRAIN AIR TANK VEL036019	1
41	805-2	BUSHING, STEP	24




Figure 1-43: ABS Brake Kit - Rockwell

ABS Brake Kit - Rockwell

ITEM	PART NO.	DESCRIPTION	QTY.
	114584	ABS BRAKE KIT 4S/2M	
	114586	ABS BRAKE KIT 4S/2M-TRI/SPRD	
1	114588	ECU/VALVE ASSEMBLY	1
2	101848	SENSOR EXTENSION CABLE - 6 FT (USED W/ 114584)	4
2	103861	SENSOR EXTENSION CABLE - 10 FT (USED W/ 114586)	4
3	147464	POWER/DIAGNOSTIC CABLE 4.0M/3.0M	1
4	101849	SPRING CLIP, ABS SENSOR	2
-----	101847	ABS SENSOR CABLE-4M 90°, 1 FT. (NOT SHOWN) (SEE PAGES 1-60 & 1-62 FOR REFERENCE)	2

Tire Inflation System

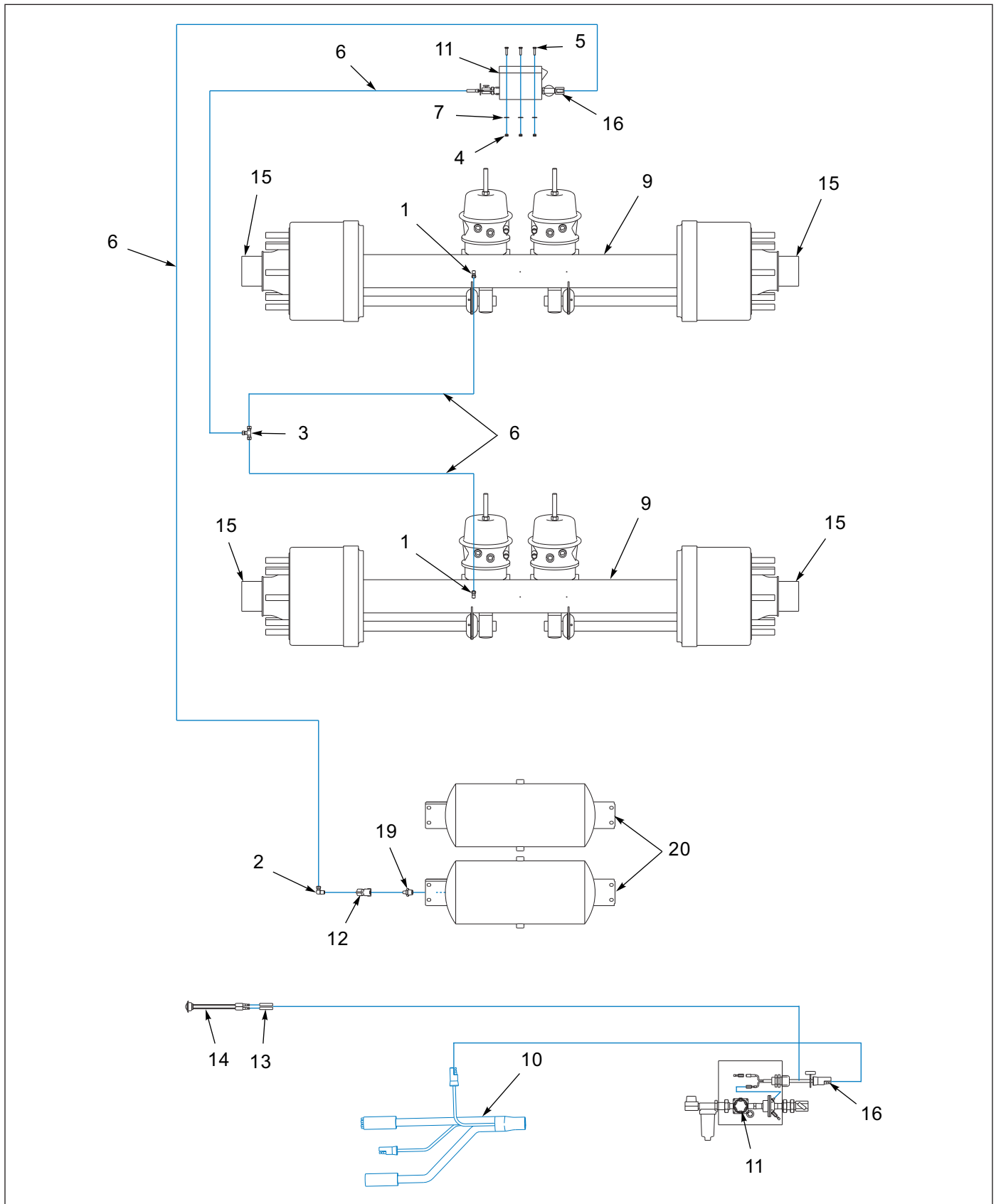


Figure 1-44: Thermalert Tire Inflation System - 440B

Thermalert Tire Inflation System - 440B

ITEM	PART NO.	DESCRIPTION	QTY.
	212400	SUSP 440B 2512-70.5 THERM TIS (REF. ONLY)	
1	1-297-010008-05	FITTING, AIR, 90, 1/4TUBEX1/8NPT	REF
2	1-297-010008-07	FITTING, AIR, 90, 1/4 TUBEX1/4NPT	REF
3	1-297-010010-01	FITTING, AIR, UNION, TEE 1/4	REF
4	1-512-010005-01	NUT, HEX, SLFLKG, 1/4-20 UNC	3
5	1-654-010047-06	SCREW, HEX, 1/4-20UNCX1 GR5	3
6	1-833-010001	TUBING, NYLON 1/4 OD	REF
7	1-861-010032-07	WASHER, FLAT, ZP/CD 1/4W	3
8	115629	LOCTITE 593 (NOT SHOWN)	REF
9	121077	AXLE WDLMT 2512 SPG 70.5X36	REF
10	143103	HARNESS E-CHAIN GROTE	REF
11	168593	THERMALERT TIS 2 AXLE	1
12	168610	THERMALERT PRESSURE PROTECTION VALVE	REF
13	168613	THERMALERT WIRING HARNESS	1
14	183413	LIGHT WHT LED .75 CL/MK GROTE	1
15	197613	HUB CAP MTIS OIL AXLE	4
16	202207	HARNESS, MOD MTIS POWER HARNESS	1
17	205836	ORANGE WARNING DECAL MTIS (NOT SHOWN)	1
18	205837	YELLOW WARNING DECAL MTIS (NOT SHOWN)	2
19	2083-8-4S	NIPPLE, 1/4NPT X 1/2NPT	1
20	3-780-010002	TANK, AIR, 9.5X22.5	2

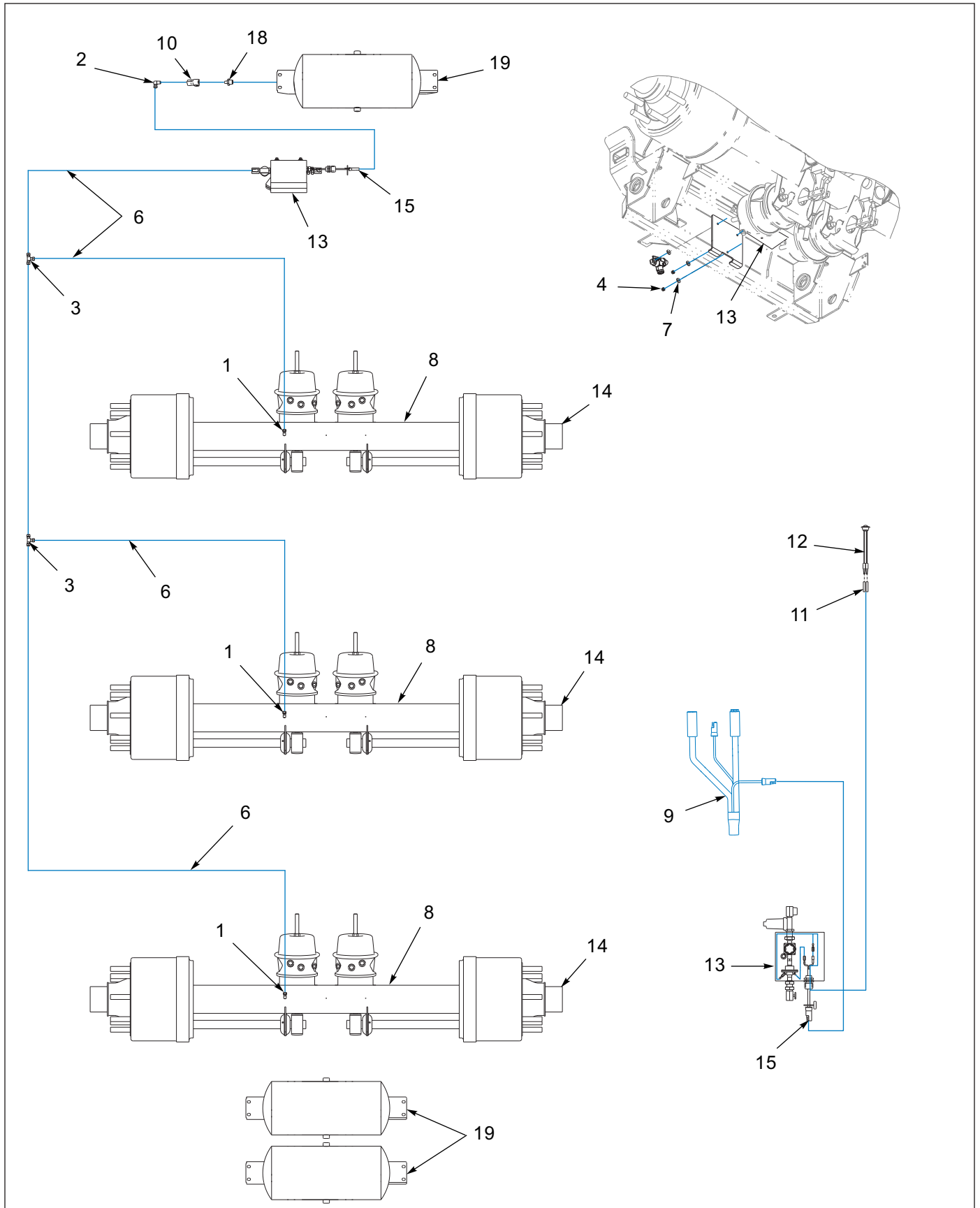


Figure 1-45: Thermalert Tire Inflation System - 455B

Thermalert Tire Inflation System - 455B

ITEM	PART NO.	DESCRIPTION	QTY.
	197322	SUSP 455B 2512-70.5 THERM TIS (REF. ONLY)	
1	1-297-010008-05	FITTING, AIR, 90, 1/4TUBEX1/8NPT	3
2	1-297-010008-07	FITTING, AIR, 90, 1/4 TUBEX1/4NPT	1
3	1-297-010010-01	FITTING, AIR, UNION, TEE 1/4	2
4	1-512-010005-01	NUT, HEX, SLFLKG, 1/4-20 UNC	3
5	1-654-010047-04	SCREW, HEX, 1/4-20UNCX1 GR5	3
6	1-833-010001	TUBING, NYLON 1/4 OD	REF
7	1-861-010032-07	WASHER, FLAT, ZP/CD 1/4W	3
8	121077	AXLE WLDMT 2512 SPG 70.5 X 36	3
9	143103	HARNESS E-CHAIN GROTE	1
10	168610	THERMALERT PRESSURE PROTECTION VALVE	1
11	168613	THERMALERT WIRING HARNESS	1
12	183413	LIGHT WHT LED .75 CL/MK GROTE	1
13	195395	THERMALERT TIS 3 AXLE	1
14	197613	HUB CAP MTIS OIL AXLE	6
15	202207	HARNESS MOD, MTIS POWER HARNESS	1
16	205836	ORANGE WARNING DECAL, MTIS (NOT SHOWN)	1
17	205837	YELLOW WARNING DECAL, MTIS (NOT SHOWN)	2
18	2083-8-4S	NIPPLE 1/4NPT X 1/2NPT	1
19	3-780-010002	TANK, AIR 9.5X22.5, .5NPT PORTS	3

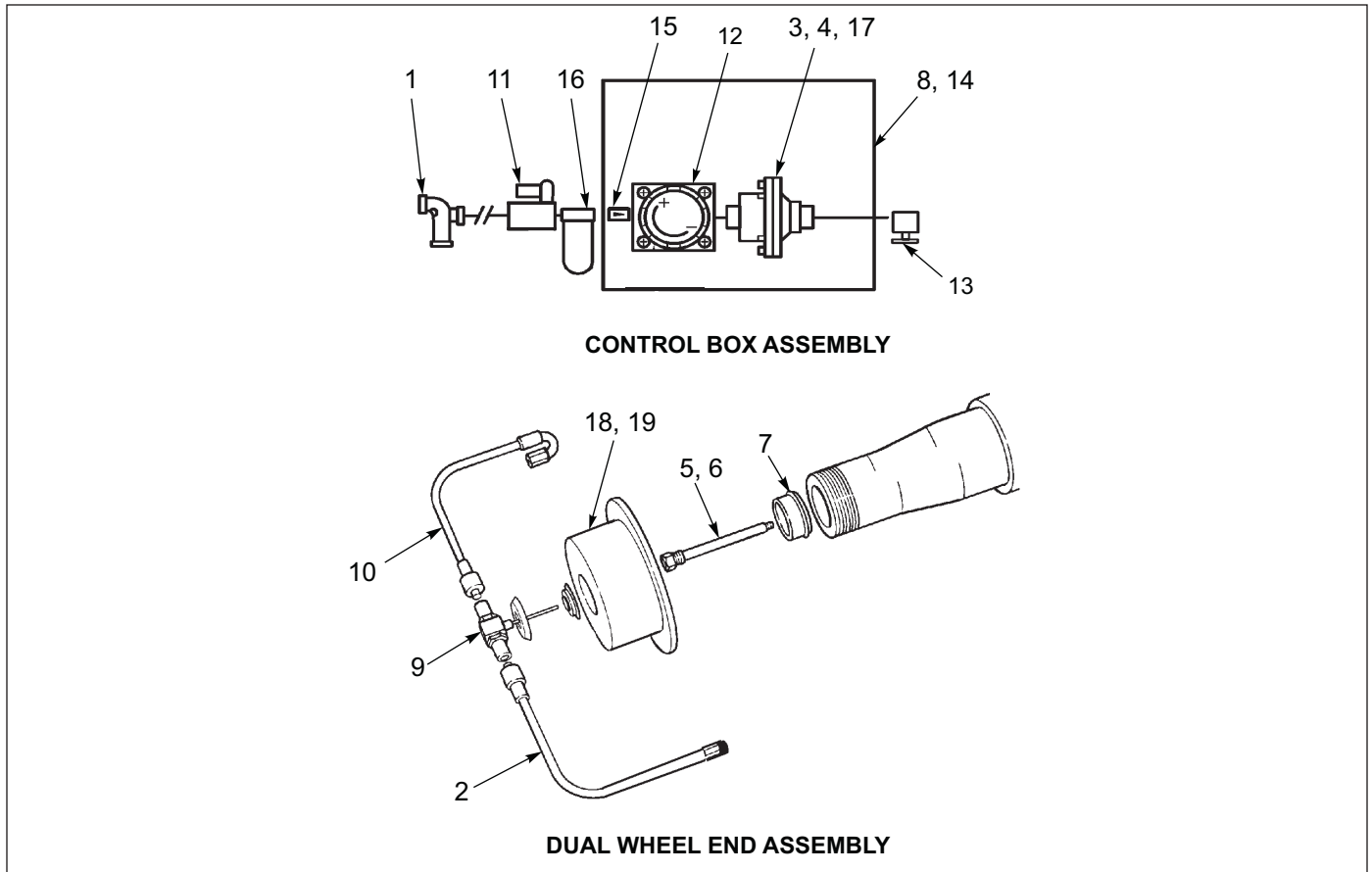


Figure 1-46: Tire Inflation System -Thermalert (3 SAF Axles)

Tire Inflation System - Thermalert (3 SAF Axles)

ITEM	PART NO.	DESCRIPTION	QTY.
	176076	THERMALERT, TIRE TIS, TRIPLE SAF AXLES	
1	168610	PRESSURE PROTECTION VALVE BAG	1
2	168612	LONG HOSE	1
3	168613	WIRING HARNESS	1
4	168614	LIGHT BAG ASSEMBLY	1
5	168615	STATOR BOX	1
6	168616	1/4 NPT STATOR AND FILTER ASSEMBLY	1
7	168617	PRESS PLUG ASSEMBLY 1.75	1
8	168618	CONTROL BOX	1
9	178592	THRU TEE ASSEMBLY 3.50"	1
10	180222	SHORT FLEX HOSE	1
11	180223	SHUT-OFF VALVE	1
12	180224	PRESSURE REGULATOR VALVE	1
13	180225	PETCOCK	1
14	180226	CONTROL BOX LID	1
15	180227	BULKHEAD/CHECK VALVE	1
16	180228	SELF-DRAINING FILTER	1
17	180229	FLOW SENSING SWITCH	1
18	197613	HUB CAP FOR MTIS ON OIL AXLES (ITEM SOLD SEPARATELY)	1
19	197318	HUB CAP FOR MTIS ON GREASE AXLES (ITEM SOLD SEPARATELY)	1

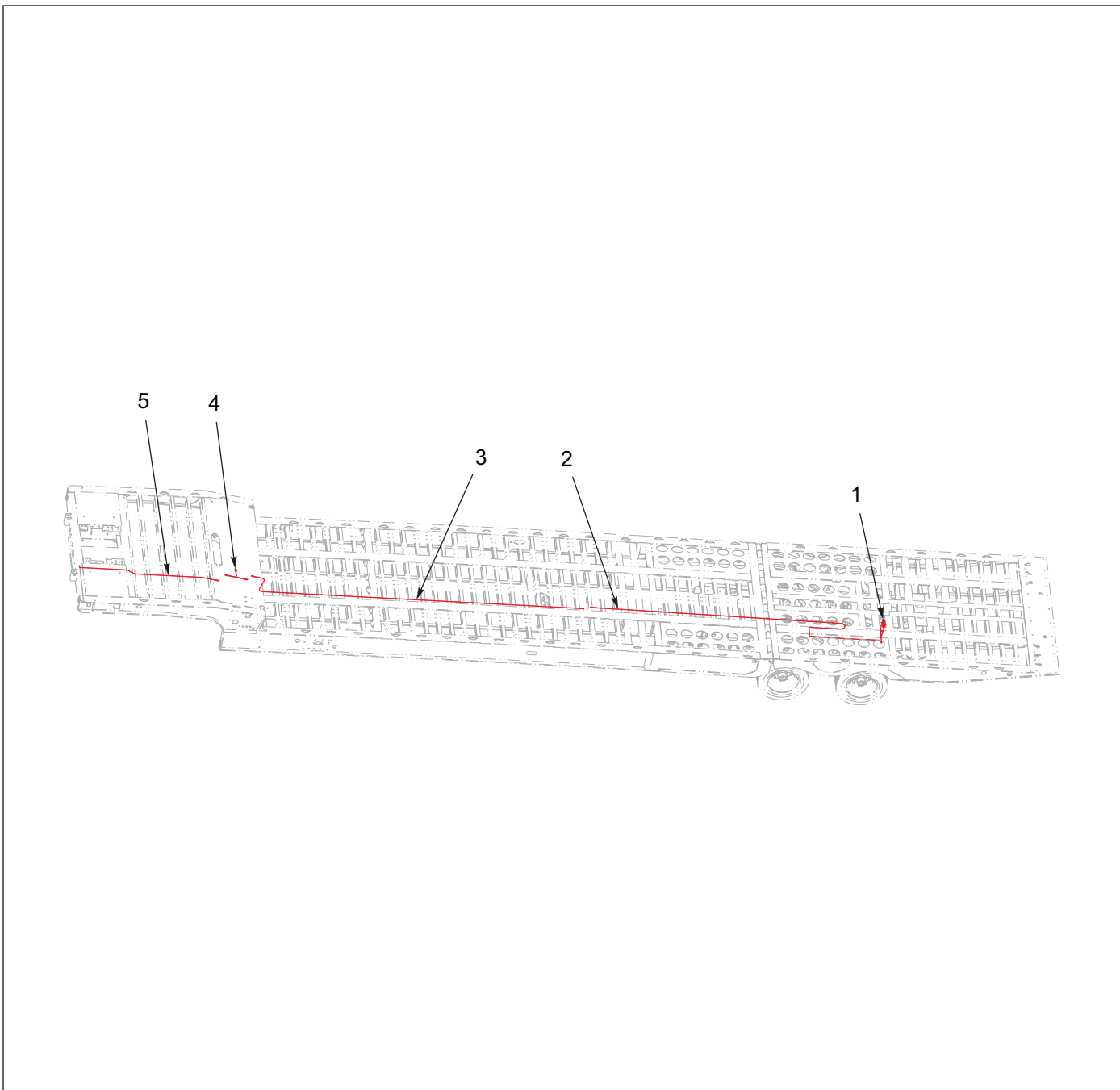
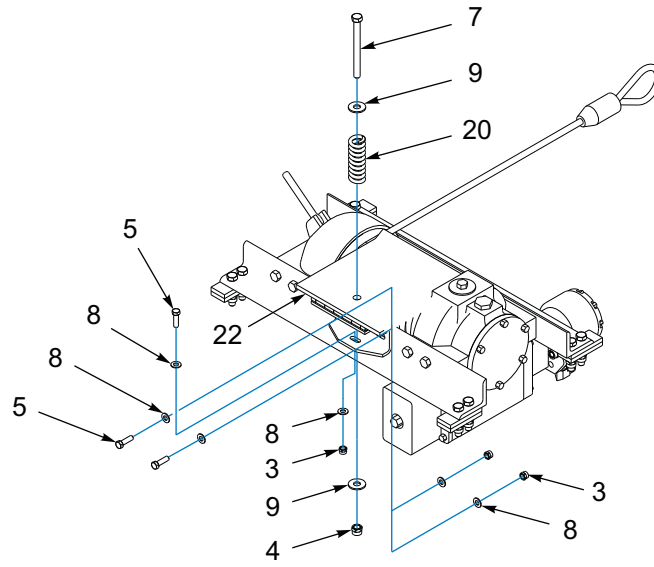


Figure 1-47: Tire Inflation System - Harness Kit

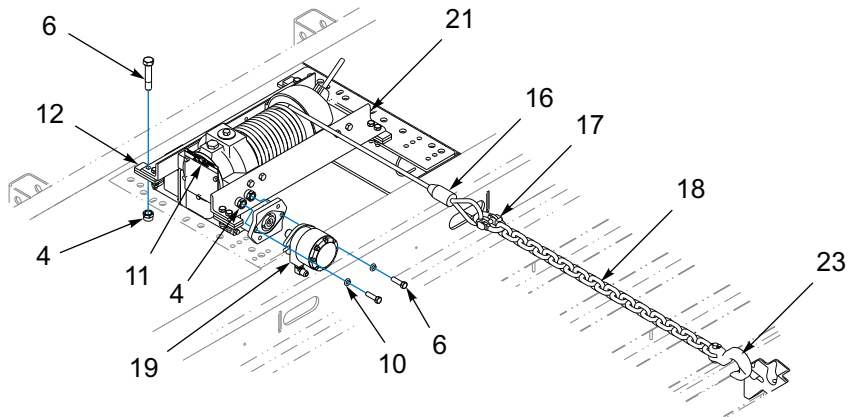
Tire Inflation System - Harness Kit

ITEM	PART NO.	DESCRIPTION	QTY.
	176473	HARNESS KIT, TIRE INFLATION SYSTEM	
1	157703	TIRE INFLATION SYSTEM 3AX	REF
1	157702	TIRE INFLATION SYSTEM 2AX	REF
2	176476	HARNESS, TIRE INFLATION LD25S	1
3	176477	HARNESS, TIRE INFLATION LD30	1
4	176478	HARNESS, TIRE INFLATION LDPWR	1
5	176479	HARNESS, TIRE INFLATION LD15L	1

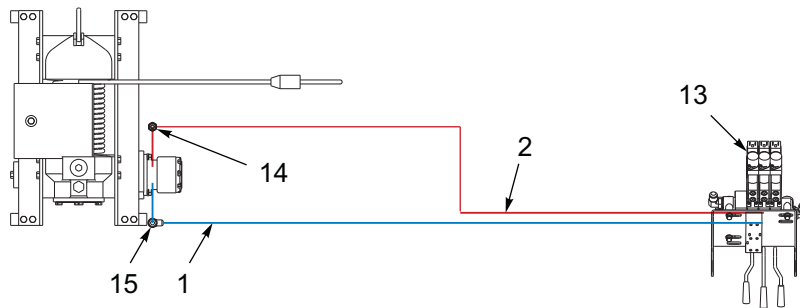
Winches



SPRING TENSIONER ASSEMBLY



WINCH ASSEMBLY



HYDRAULIC SYSTEM

Figure 1-48: Winch Installation - 12K Spring Tension (BRADEN)

Winch Installation - 12K Spring Tension (BRADEN)

ITEM	PART NO.	DESCRIPTION	QTY
	3-873-010144-01	WINCH, 12K SPRING TENSION	
1	1-397-010301170	HOSE ASSEMBLY 1/2 X 170	1
2	1-397-010302172	HOSE ASSEMBLY 1/2 X 172	1
3	1-512-010005-05	NUT, HEX LOCK 3/8-16	3
4	1-512-010005-09	NUT, HEX LOCK 1/2-13 GRB	11
5	1-654-010051-06	SCREW, HEX HEAD CAP 3/8-16 X 1-1/4 GR5	3
6	1-654-010055-04	SCREW, HEX, 1/2-13 UNC X 1-3/4 GR5	10
7	1-654-010055-16	SCREW, HEX HEAD CAP 1/2-13 X 5-1/2 GR5	1
8	1-861-010032-10	WASHER, FLAT 3/8N	6
9	1-861-010032-15	WASHER, FLAT, ZP/CD, 1/2W	2
10	1-861-010034-13	WASHER, SPLIT LOCK 1/2	2
11	100600	DECAL, WARNING, BRADEN WINCH	1
12	116378	SPACER, WINCH	8
13	148241	VALVE ASSEMBLY, 3-SPOOL 400 (SEE PAGE 1-26)	REF
14	202702-10-8S	ADAPTER, #10 O-RING - #8 TUBE	1
15	2062-10-8S	ADAPTER, 90, #10 O-RING - #8 TUBE	1
16	3-155-010017-4	CABLE ASSEMBLY, 1/2 X 85' LENGTH	REF
17	3-174-010038	CHAIN LINK, CONNECTING, 1/2	1
18	3-174-010039036	CHAIN, 1/2 X 36" GRD7	1
19	3-481-010006	MOTOR HYD. - 12K (SEE PAGE 1-100)	1
20	3-720-010010	SPRING COMPRESSION	1
21	3-873-010122	WINCH ASSEMBLY, 12,000LB.	1
22	3-873-010124	WINCH TENSIONER, 20K BRADEN SPRING	1
23	7HCGHT500	HOOK, CLEVIS, GRAB 1/2	1

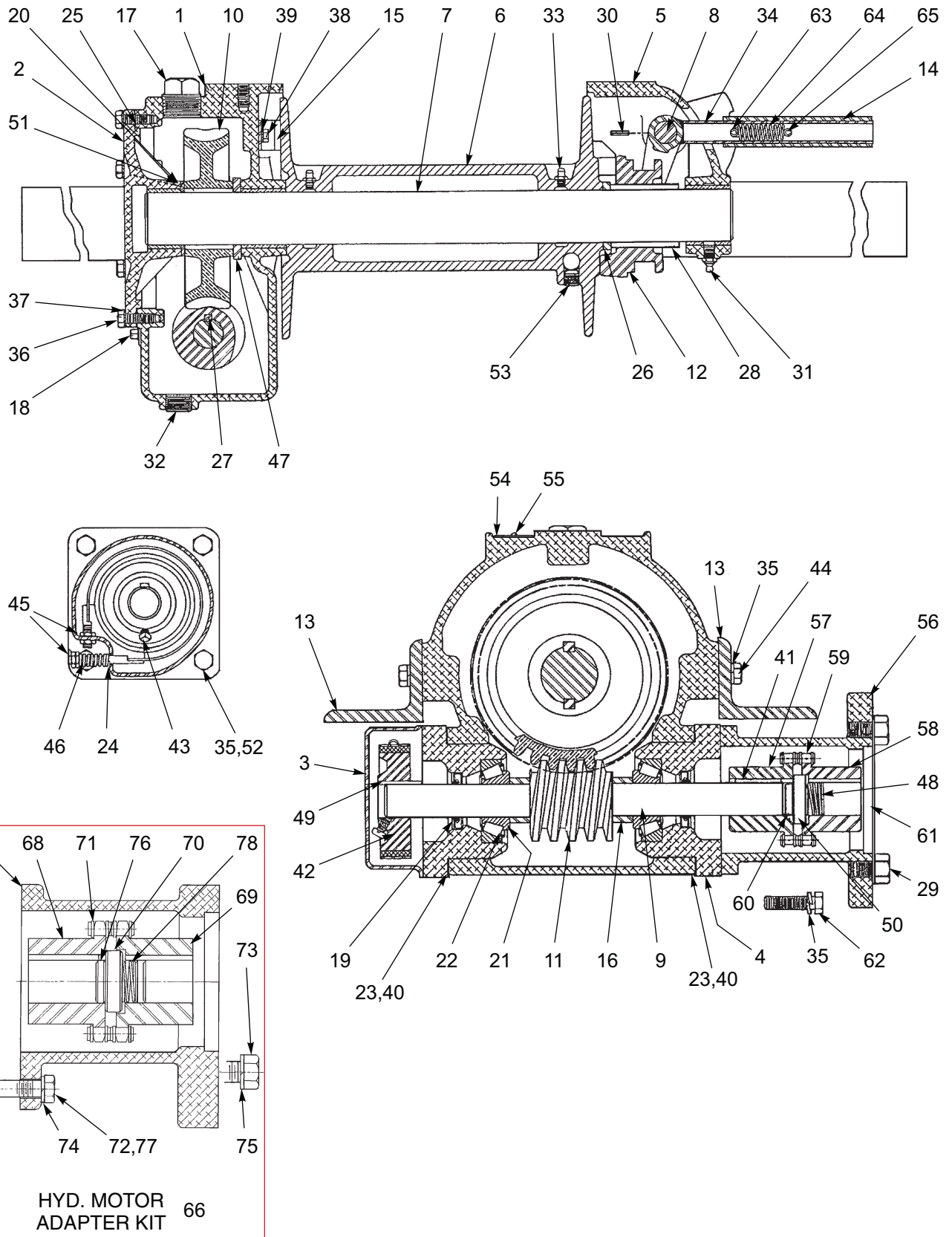


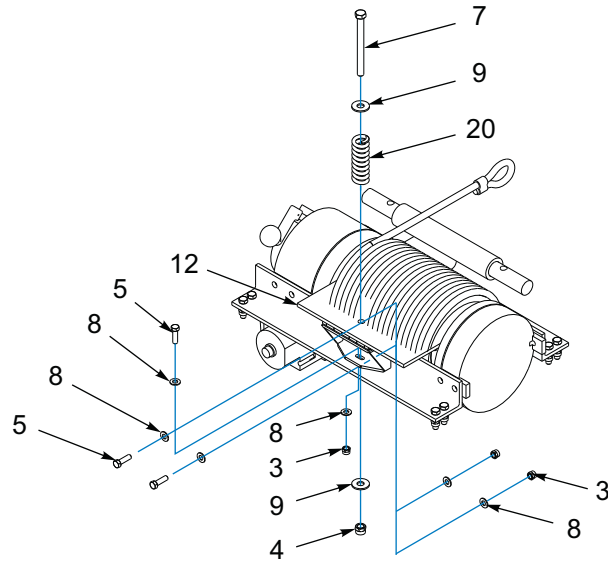
Figure 1-49: Winch Items - 12,000 Lb. (BRADEN)

Winch Items - 12,000 Lb. (BRADEN)

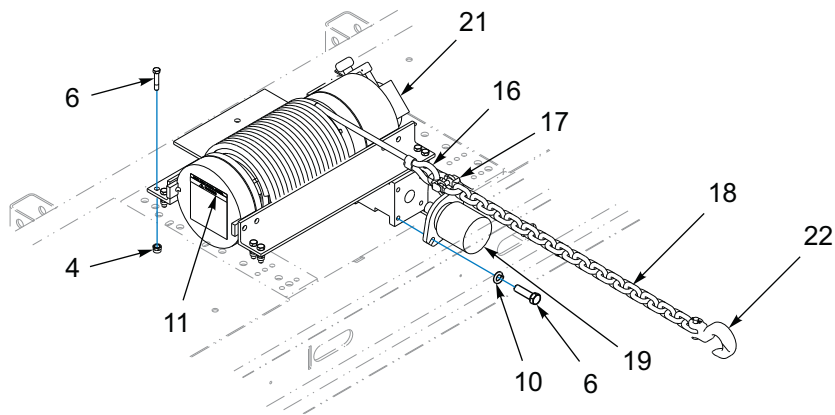
ITEM	PART NO.	DESCRIPTION	QTY.
	3-873-010122	WINCH ASSEMBLY 12K - BRADEN	
1	81006	WORM HOUSING ASSEMBLY	1
1	18078	BUSHING	1
2	81009	COVER ASSEMBLY WORM HOUSING	1
2	11368	BUSHING	1
3	18032	HOUSING SAFETY BRAKE	1
4	23303	CONTAINER BEARING	2
5	81530	LEG ASSEMBLY BEARING	1
6	11128	DRUM CABLE	1
7	11129	DRUM SHAFT CABLE	1
8	11130	SHIFTER SHAFT	1
9	23470	SHAFT WORM	1
10	11144	GEAR WORM LEFT HAND	1
11	11142	WORM LEFT HAND	1
12	18039	SLIDING CLUTCH	1
13	22752	ANGLE BASE	2
14	12817	SHIFTER HANDLE	1
15	81025	BRAKE DRAG	1
16	11308	SPACER WORM	2
17	----	PLUG PIPE	1
18	18009	PLUG PIPE	1
19	18026	SEAL GREASE	2
20	11117	KEY WORM GEAR	2
21	18015	CONE BEARING	2
22	18016	CUP BEARING	2
23	18027	GASKET	3
24	21925	BAND BRAKE	1
25	11133	WORM HOUSING COVER GASKET	3
26	18019	RETAINER RING	1
27	18030	KEY WORM	1
28	18020	KEY CLUTCH	2
29	----	CAPSCREW	2
30	11837	ROLLPIN	2
31	18047	FITTING GREASE	1
32	19045	PLUG PIPE	1
33	----	FITTING GREASE	2
34	13839	SHIFTER FORK	1
35	----	WASHER LOCK	16
36	----	CAPSCREW	6
37	----	WASHER LOCK	6
38	13005	CAPSCREW	2
39	----	WASHER LOCK	2
40	18024	BEARING CONTAINER GASKET	3
41	18044	KEY	1
42	18028	DRUM BRAKE	1
43	12075	SETSCREW	1
44	----	CAPSCREW	12
45	13468	JAM NUT	4

Winch Items - 12,000 Lb. (BRADEN)

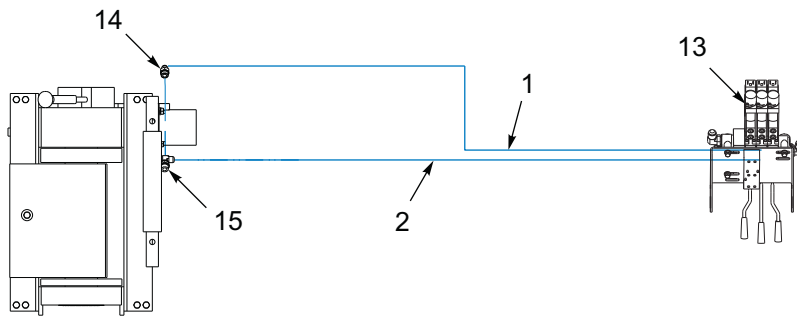
ITEM	PART NO.	DESCRIPTION	QTY.
46	18029	BRAKE BAND SPRING	1
47	11240	RETAINER RING	1
48	----	SPRING	1
49	10078	KEY	1
50	23078	SPACER	1
51	13680	THRUST RING	1
52	----	CAPSCREW	4
53	218058	SETSCREW	1
54	----	WARNING PLATE	1
55	----	DRIVE SCREW	2
56	23079	MOTOR ADAPTER	1
57	23081	COUPLING HALF - WORM SHAFT	1
58	23083	COUPLING HALF - MOTOR SHAFT	1
59	13424	ROLLER CHAIN	1
60	23085	SPACER	1
61	----	SHIPPING COVER	1
62	----	CAPSCREW	4
63	13028	ROLLPIN	1
64	18002	SPRING	1
65	18056	ROLLPIN	1
66	61333	HYD. MOTOR ADAPTER KIT, 12,000# WINCH (ITEMS 67- 78)	1
67	23079	ADAPTER, MOTOR	1
68	23081	COUPLING HALF, WINCH	1
69	23083	COUPLING HALF, MOTOR	1
70	23078	SPACER, CONSTANT	1
71	13424	CHAIN ROLLER	1
72	----	CAPSCREW	4
73	----	CAPSCREW	4
74	----	LOCKWASHER	4
75	----	LOCKWASHER	4
76	----	SPACER	1
77	----	CAPSCREW	4
78	110452	SPRING SPACER	1



SPRING TENSIONER ASSEMBLY



WINCH ASSEMBLY



HYDRAULIC SYSTEM

Figure 1-50: Winch Installation - 20K Spring Tension (BRADEN)

Winch Installation - 20K Spring Tension (BRADEN)

ITEM	PART NO.	DESCRIPTION	QTY
	3-873-010140-01	WINCH, 20K SPRING TENSION	
1	1-397-010301170	HOSE ASSEMBLY 1/2 X 170	1
2	1-397-010302172	HOSE ASSEMBLY 1/2 X 172	1
3	1-512-010005-05	NUT, HEX LOCK 3/8-16	3
4	1-512-010005-09	NUT, HEX LOCK 1/2-13 GRB	9
5	1-654-010051-06	SCREW, HEX HEAD CAP 3/8-16 X 1-1/4 GR5	3
6	1-654-010055-04	SCREW, HEX, 1/2-13 UNC X 1-3/4 GR5	10
7	1-654-010055-16	SCREW, HEX HEAD CAP 1/2-13 X 5-1/2 GR5	1
8	1-861-010032-10	WASHER, FLAT 3/8N	6
9	1-861-010032-15	WASHER, FLAT, ZP/CD, 1/2W	2
10	1-861-010034-13	WASHER, SPLIT LOCK 1/2	2
11	100600	DECAL, WARNING, BRADEN WINCH (SEE PAGE 1-4)	1
12	102186	WINCH TENSIONER, 20K BRADEN SPRING	1
13	148241	VALVE ASSEMBLY, 3-SPOOL 400 (SEE PAGE 1-26)	REF
14	202702-10-8S	ADAPTER, #10 O-RING - #8 TUBE	1
15	2062-10-8S	ADAPTER, 90, #10 O-RING - #8 TUBE	1
16	3-155-010018-6	CABLE, 5/8, WITH LOOP, 85 FEET	REF
17	3-174-010038	CHAIN LINK, CONNECTING, 1/2	1
18	3-174-010039036	CHAIN, 1/2 X 36" GRD7	1
19	3-481-010007	MOTOR HYD. 12.9 CU. IN/REV, SAE B (SEE PAGE 1-95)	1
20	3-720-010010	SPRING COMPRESSION	1
21	3-873-010123	WINCH ASSEMBLY, 20,000LB. (SEE PAGE 1-84)	1
22	7HCGHT500	HOOK, CLEVIS, GRAB 1/2	1

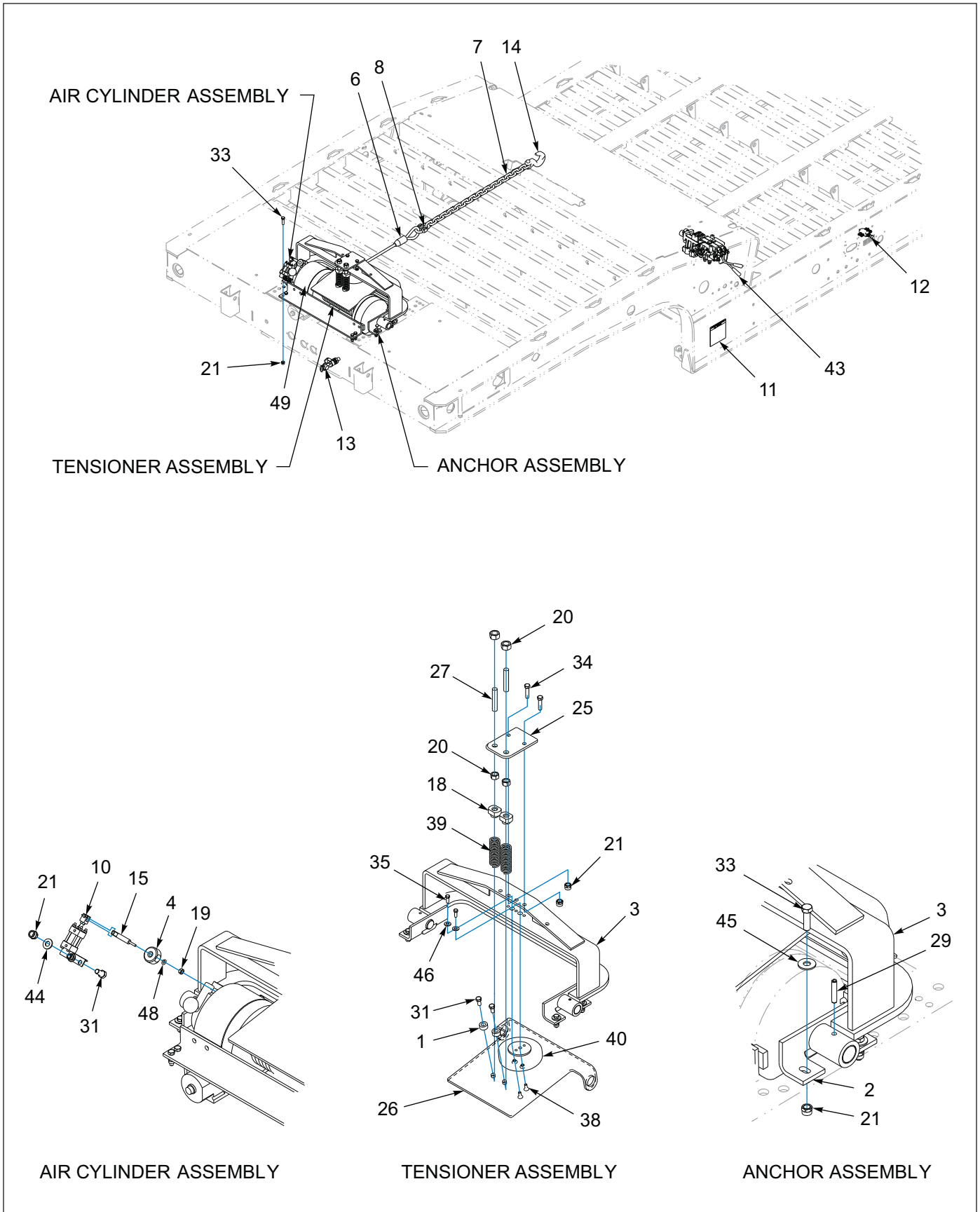


Figure 1-51: 20K Air Tension/Release (BRADEN) (1 of 3)

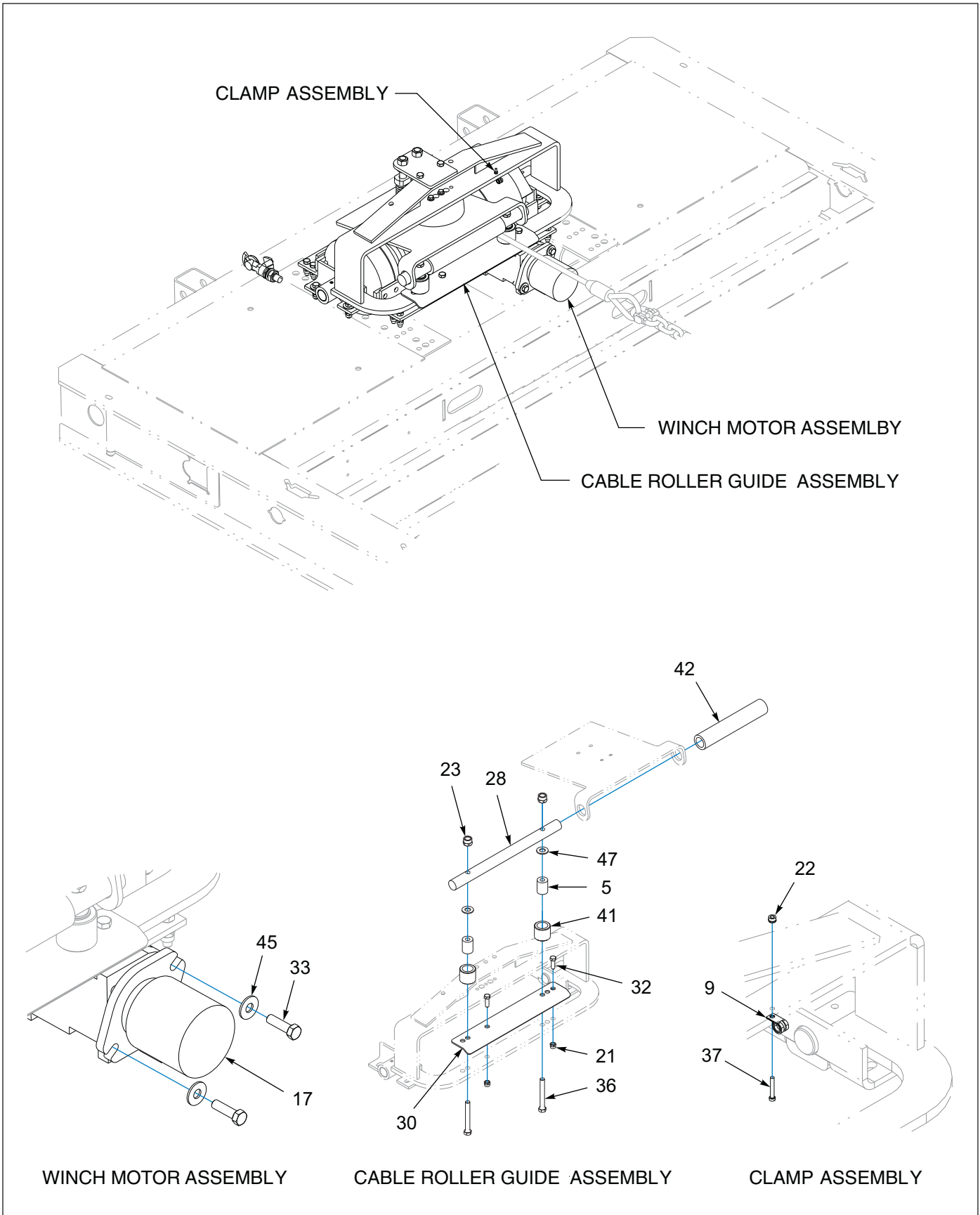


Figure 1-52: 20K Air Tension/Release (BRADEN) (2 of 3)

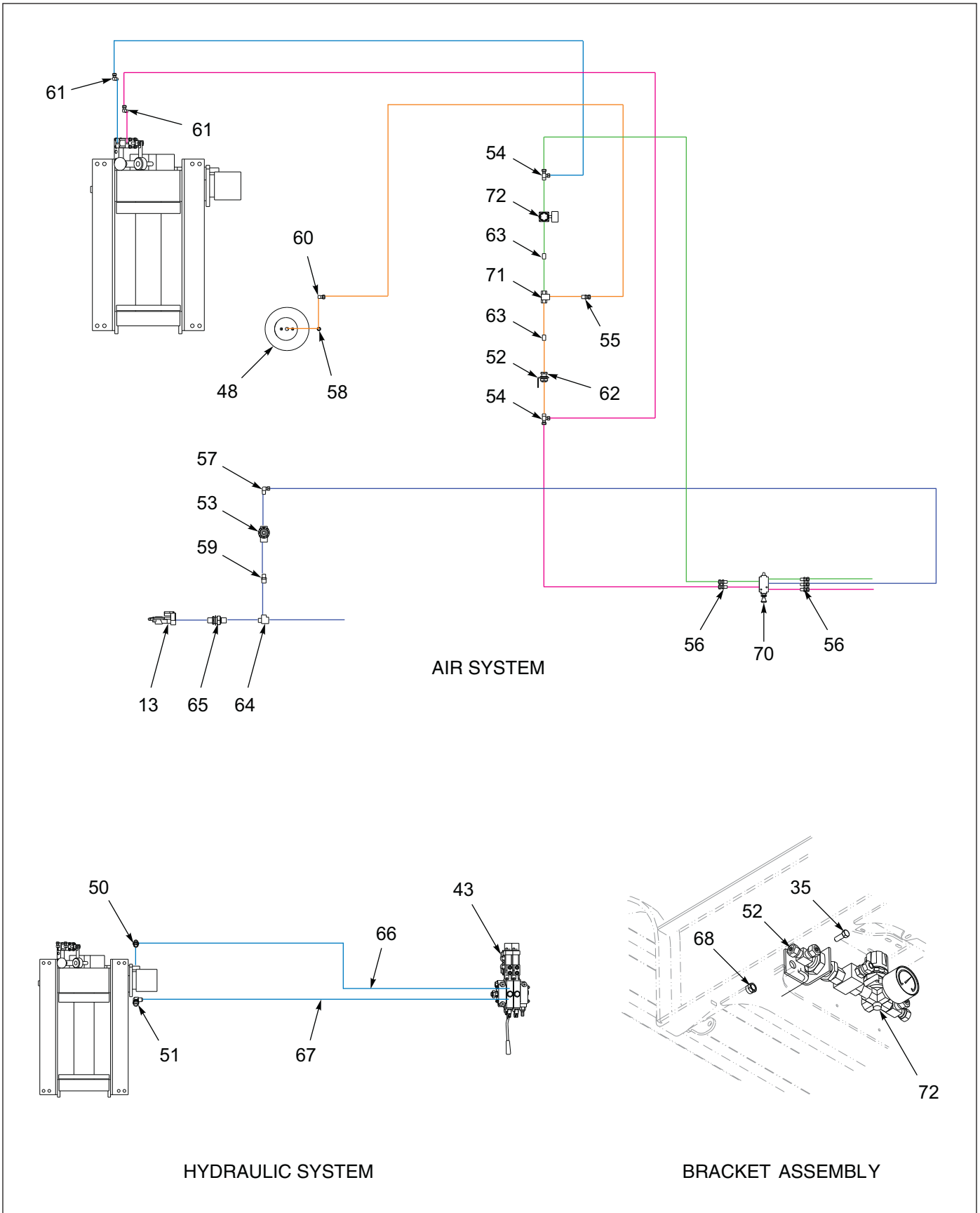


Figure 1-53: 20K Air Tension/Release (BRADEN) (3 of 3)

20K Air Tension/Release (BRADEN)

ITEM	PART NO.	DESCRIPTION	QTY.
	162415	WINCH INSTALLATION, 20K GUIDE AIR TENSION/RELEASE - STD	
1	3-014-010255	ANCHOR BUSHING F/W SPRING TENSION	2
2	119621	ANCHOR CABLE GUIDE WINCH (NOT SHOWN)	2
3	3-125-010465	BRACKET WELDMENT WINCH TENSIONER	1
4	3-150-010186	BUSHING WINCH REMOTE LEVER	1
5	3-150-010196	BUSHING, ROD ROLLER	2
6	3-155-010018-6	CABLE 85' W/ LOOP	REF
7	3-174-010039036	CHAIN 1/2 X 36 GR7	1
8	3-174-010038	CHAIN LINK CONNECTING 1/2	1
9	125892	SUPPORT CLAMP	1
10	107368	WINCH AIR SHIFT CYL (SEE PAGE 1-98)	1
11	100600	DECAL, WARNING WINCH	1
12	135184	DECAL, WINCH FREE SPOOL (NOT SHOWN)	1
13	108801	GLAD HAND, RED AIR	REF
14	7HCGHT500	HOOK, CLEVIS GRAB 1/2	1
15	107369	LEVER WINCH FREE SPOOL	1
16	#242 LOCKTITE	LOCKTITE, #242, BLUE REMOVABLE (NOT SHOWN)	.10
17	3-481-010007	MOTOR HYD. (SEE PAGE 1-100)	1
18	3-522-010017	NUT F/W SPRING TENSION	2
19	1-512-010007-05	NUT, HEX 1/4-20 GRB	1
20	1-512-010007-12	NUT, HEX 3/4-10 GRB	4
21	1-512-010005-09	NUT, HEX LOCK 1/2-13 GRB	18
22	1-512-010004-03	NUT, HEX LOCK #10-24	1
23	1-512-010005-13	NUT, HEX LOCK 5/8-11 GRB	2
24	119622	PIN, PIVOT WINCH ROLLER (NOT SHOWN)	2
25	3-565-011688	PLATE F/W SPRING TENSION	1
26	102187	PLATE, WINCH TENSIONER	1
27	RTR7999X4ZP	ROD THREADED	2
28	102188	ROD, PIVOTING GUIDE	1
29	1-647-010004255	PIN, SPRING SLOTTED 2 X 3/8 (NOT SHOWN)	2
30	143246	RUB BAR, CABLE GUIDE WINCH	1
31	1-654-010055-01	SCREW, HEX HEAD CAP 1/2-13 X 1 GR5	4
32	1-654-010055-03	SCREW, HEX HEAD CAP 1/2-13 X 1-1/2 GR5	2
33	1-654-010055-04	SCREW, HEX HEAD CAP 1/2-13 X 1-3/4 GR5	14
34	1-654-010055-05	SCREW, HEX HEAD CAP 1/2-13 X 2 GR5	2
35	1-654-010036-05	SCREW, HEX HEAD CAP 3/8-16 X 1 GR5	3
36	1-654-010059-15	SCREW, HEX HEAD CAP 5/8-11 X 5 GR5	2
37	1-654-010024055	SCREW, MACH. #10-24 X 1-1/4	1
38	1-654-010141-04	SCREW, HEX SOC. HEAD CTSK 3/8-16 X 1 GR8	2
39	3-720-010035	SPRING	2
40	3-720-010042	SPRING, AIR BAG, 6-1/2	1
41	3-831-010172	TUBE, ROLLER SIDE	2
42	3-831-010182	TUBE, ROLLER TOP - 600 (20K)	1
43	140802	VALVE ASSEMBLY	REF
44	1-861-010032-14	WASHER, FLAT 1/2N	2
45	1-861-010032-15	WASHER, FLAT 1/2W	6
46	1-861-010032-10	WASHER, FLAT 3/8N	2
47	1-861-010032-18	WASHER, FLAT 5/8N	2

20K Air Tension/Release (BRADEN)

ITEM	PART NO.	DESCRIPTION	QTY.
48	1-861-010034-09	WASHER, SPLIT LOCK 1/4	1
49	3-873-010123	WINCH ASSEMBLY 20K (SEE PAGE 1-96)	1
50	202702-10-8S	ADAPTER	1
51	2062-10-8S	ADAPTER 90	1
52	3-120-010445	BRACKET, PRESSURE REGULATOR	1
53	905-54-107	BRAKE PROTECTION VALVE	1
54	1-297-010011-02	FITTING, AIR M/RUN TEE	2
55	1-297-010007-05	FITTING, AIR 1/4	1
56	1-297-010007-04	FITTING, AIR, 1/4 TUBE X X 1/8 NPT	5
57	1-297-010008-07	FITTING, AIR 90	1
58	1-297-010031-02	FITTING, BRASS PIPE	1
59	1-297-010019-05	FITTING, BRS PIPE HEX 3/8 X 1/4	1
60	1-297-010032-03	FITTING, AIR 90	1
61	1-297-010008-05	FITTING, AIR 90	2
62	1-297-010022-02	FITTING, AIR ANCHOR	1
63	1-297-010020-02	FITTING, BRASS PIPE	2
64	1-297-010018-03	FITTING, 1/4 TEE	1
65	55B61	FRAME UNION	REF
66	1-397-010301170	HOSE ASSEMBLY 1/2 X 170	1
67	1-397-010302172	HOSE ASSEMBLY 1/2 X 172	1
68	1-512-010005-05	NUT, HEX LOCK 3/8-16	1
69	1-833-010001	NYLON TUBING 1/4 OD	21
70	139552	VALVE AIR, 5WAY/2POS, 1/8 NPT	1
71	3-843-010039-02	VALVE AIR SHUTTLE 1/4	1
72	3-626-010004	REGULATOR, AIR PRESSURE	1

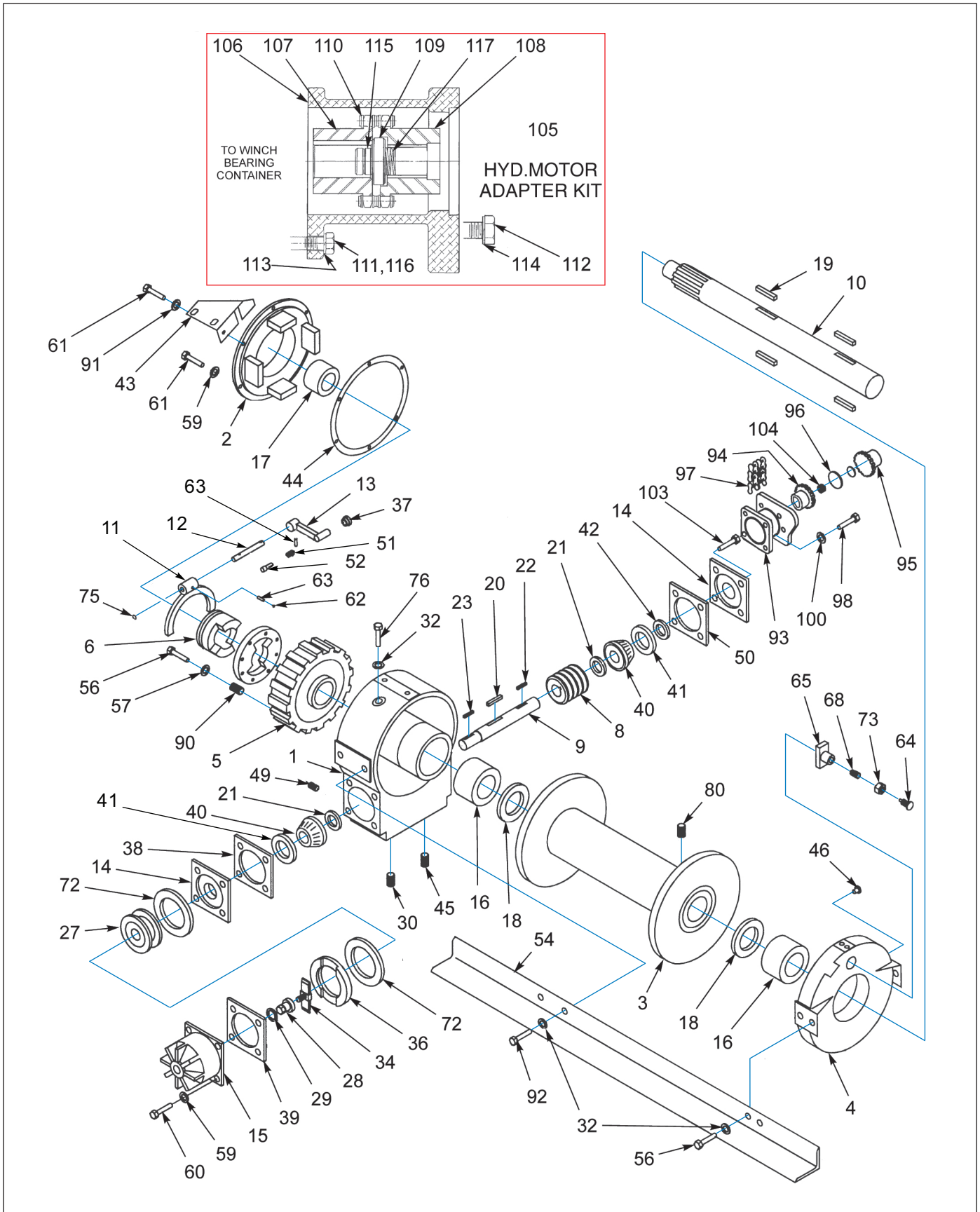


Figure 1-54: Winch Items - 20,000Lb. (BRADEN)

Winch Items - 20,000Lb. (BRADEN)

ITEM	PART NO.	DESCRIPTION	QTY.
	3-873-010123	WINCH 20,000# W/BOLT-ON ANGLES	
1	81078	WORM HOUSING ASSEMBLY	1
2	106956	COVER ASSEMBLY WORM HOUSING	1
3	----	DRUM CABLE	1
4	81077	LEG ASSEMBLY BEARING	1
5	11434	WORM, GEAR RIGHT	1
6	11421	CLUTCH, SLIDING	1
7	11419	DRIVE, CLUTCH	1
8	154166	WORM RIGHT	1
9	----	SHAFT, WORM	1
10	139479	SHAFT, CABLE DRUM	1
11	11440	FORK SHIFTER	1
12	11441	SHAFT SHIFTER	1
13	26976	HANDLE SHIFTER	1
14	124549	CONTAINER BEARING	2
15	----	COVER WORM BRAKE	1
16	18035	BUSHING	2
17	11425	BUSHING	1
18	11420	RING, RETAINING	2
19	163472	DRUM, KEY CABLE	4
20	11402	KEY, WORM	1
21	11407	SPACER, WORM	2
22	23367	KEY, SPROCKET	1
23	10078	KEY, ROTOR	1
27	81080	ROTOR ASSEMBLY, BRAKE	1
28	11599	ADJUSTING NUT, WORM BRAKE	1
29	12465	O-RING	1
30	----	PLUG, FILLER	1
32	----	WASHER, LOCK	10
34	81081	SPRING ASSEMBLY, SAFETY BRAKE	1
36	11431	PLATE, PRESSURE	1
37	18022	KNOB, SHIFTER	1
38	11429	GASKET	4
39	11446	GASKET	2
40	18033	BEARING CONE	2
41	18034	BEARING CUP	2
42	12073	SEAL GREASE	1
43	12783	BRACKET SHIFTER	1
44	11411	COVER GASKET HOUSING	1
45	19045	PLUG DRAIN	1
46	18047	FITTING GREASE	1
48	----	PLUG VENT	1
49	----	PLUG LEVEL	1
50	11430	GASKET	4
51	11310	SPRING SHIFTER KNOB	1
52	11309	STEM SHIFTER KNOB	1
54	----	ANGLE FRONT BASE	1
55	----	ANGLE REAR BASE (NOT SHOWN)	1

Winch Items - 20,000Lb. (BRADEN)

ITEM	PART NO.	DESCRIPTION	QTY.
56	----	CAPSCREW	16
57	----	WASHER, LOCK	8
58	----	CAPSCREW	4
59	----	WASHER, LOCK	3
60	----	CAPSCREW	4
61	----	CAPSCREW	6
62	12146	PLUG, EXPANSION	A/R
63	13028	ROLLPIN	A/R
64	11398	SCREW, ADJUSTING	1
65	88005	SHOE ASSEMBLY DRAG BRAKE	1
68	18002	SHOE ASSEMBLY DRAG BRAKE	1
72	11426	DISC, FRICTION	2
73	11791	NUT, JAM	1
75	12767	PLUG, EXPANSION	A/R
76	----	CAPSCREW	2
77	----	SAE PLATE-AMU7-16F (NOT SHOWN)	1
78	----	PLATE, WARNING (NOT SHOWN)	1
79	----	SCREW, DRIVE (NOT SHOWN)	4
80	139478	SCREW, SET	1
90	----	INSERT THREAD	8
91	----	LOCKWASHER	1
92	----	CAPSCREW (NOT SHOWN)	5
93	23144	ADAPTER - MOTOR	1
94	23081	COUPLING HALF-WINCH	1
95	----	COUPLING HALF-MOTOR	1
96	23078	SPACER - CONSTANT	1
97	13424	ROLLER, CHAIN	1
98	----	CAPSCREW	4
99	----	CAPSCREW (NOT SHOWN)	4
100	----	LOCKWASHER	4
101	----	LOCKWASHER (NOT SHOWN)	4
102	----	SPACER - VARIABLE	2
103	----	CAPSCREW	4
104	----	SPRING - SPACER	1
105	----	HYD. MOTOR ADAPTER KIT, 20,000# WINCH (ITEMS 106-117)	1
106	23144	ADAPTER, MOTOR	1
107	23081	COUPLING HALF, WINCH	1
108	110448	COUPLING HALF, MOTOR	1
109	23078	SPACER, CONSTANT	1
110	13424	CHAIN ROLLER	1
111	----	CAPSCREW	4
112	----	CAPSCREW	4
113	----	LOCKWASHER	4
114	----	LOCKWASHER	4
115	110451	SPACER	1
116	----	CAPSCREW	4
117	110452	SPRING SPACER	1

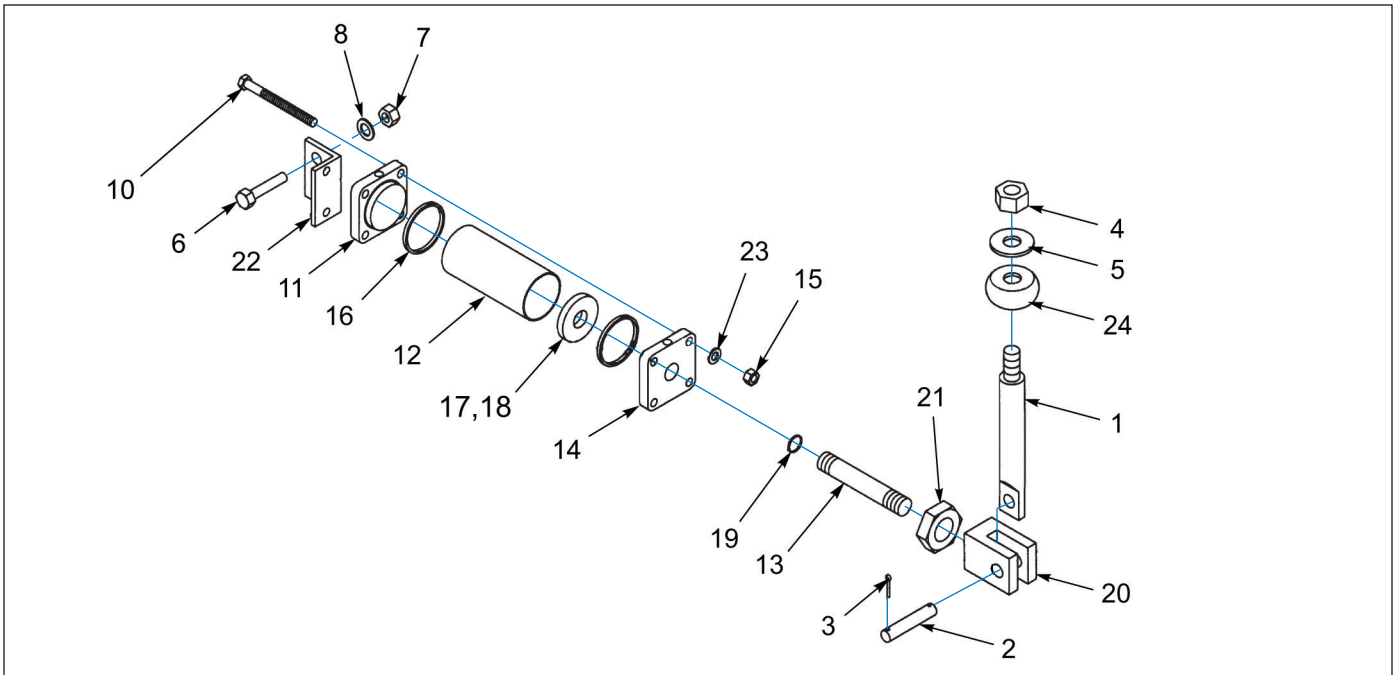


Figure 1-55: Winch - Air Shift Cylinder

Winch - Air Shift Cylinder

ITEM	PART NO.	DESCRIPTION	QTY.
	107368	CYLINDER, AIR W/ BRACKET (ITEMS 2, 3 & 6-23)	
1	107369	LEVER WINCH FREE SPOOL	1
2	----	PIN	1
3	----	COTTER PIN	1
4	1-512-010007-05	NUT, HEX 1/4-20 GRB	1
5	1-861-010034-09	WASHER, SPLIT LOCK 1/4	1
6	1-654-010055-01	SCREW, HEX HEAD CAP 1/2-13 X 1 GR5	2
7	1-512-010005-09	NUT, HEX LOCK 1/2-13 GRB	2
8	1-861-010032-14	WASHER, FLAT 1/2	2
9	C2001	CYLINDER (ITEMS 10-23)	1
10	----	CAPSCREW49	4
11	----	REAR COVER PLATE	1
12	----	TUBE	1
13	----	PISTON ROD	1
14	----	FRONT COVER PLATE	1
15	----	NUT	4
16	----	BACK-UP-RING	2
17	----	O-RING	1
18	----	PISTON	1
19	----	O-RING	1
20	1974	CLEVIS	1
21	----	NUT	1
22	2389	BRACKET	1
23	----	LOCKWASHER	4
24	3-150-010186	BUSHING WINCH REMOTE LEVER	1
	----	O-RING KIT FOR CYLINDER	

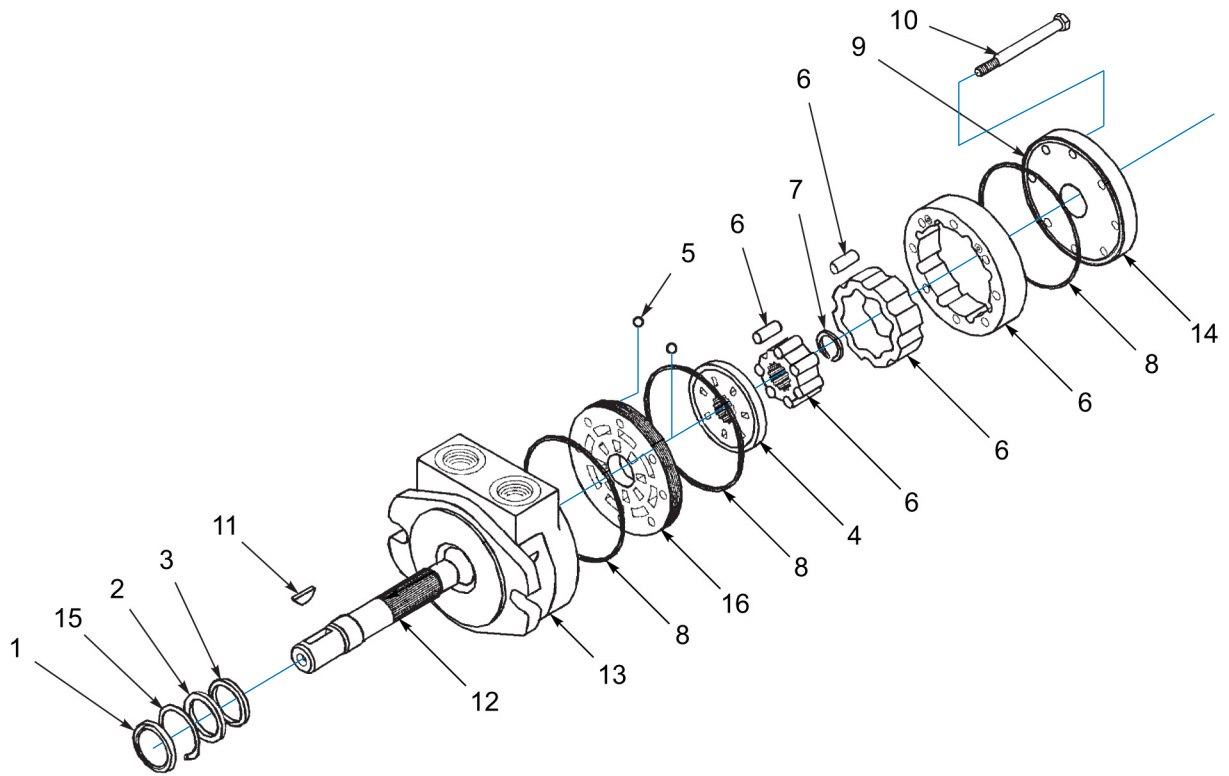


Figure 1-56: Winch - Motor Assembly

Winch - Motor Assembly

ITEM	PART NO.	DESCRIPTION	QTY.
	3-481-010006	MOTOR, HYDRAULIC - 12K WINCH	
	3-481-010007	MOTOR, HYDRAULIC - 20K WINCH	
1	----	SEAL DUST	1
2	----	BACK-UP RING	1
3	----	SEAL LIP	1
4	----	ROTARY VALVE	1
5	----	CHECK VALVE BALL	2
6	----	IGR ASSEMBLY - 20K WINCH	1
6	----	IGR ASSEMBLY - 12K WINCH	1
7	----	SNAP RING	1
8	1046	SQUARE RING SEAL	3
9	----	PLUG VENT W/O-RING	1
10	----	BOLTS HEX - 20K WINCH	8
10	----	BOLTS HEX - 12K WINCH	8
11	----	KEY WOODRUFF	1
12	----	SHAFTFOR - 20K WINCH	1
12	----	SHAFTFOR - 12K WINCH	1
13	----	BODY/BEARING ASSEMBLY - 20K WINCH	1
13	----	BODY/BEARING ASSEMBLY - 12K WINCH	1
14	----	COVER/BEARING ASSEMBLY	1
15	----	SNAP RING SHAFT	1
16	----	COMMUTATOR PLATE	1
16	2263	SEAL KIT BODY	1
16	----	SEAL KIT BODY VITON	1

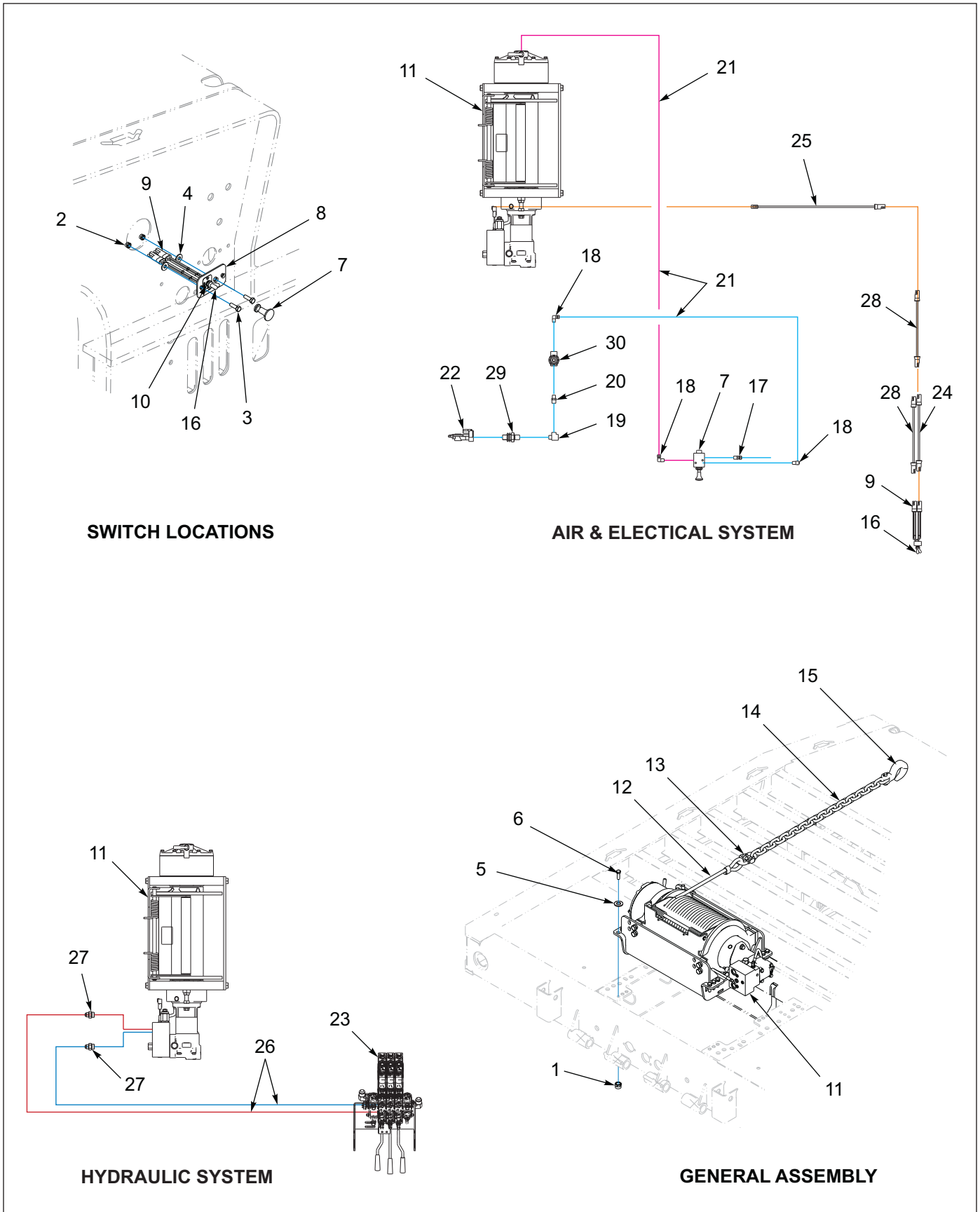


Figure 1-57: 20K 2 Speed (WARN)

20K 2 Speed (WARN)

ITEM	PART NO.	DESCRIPTION	QTY.
	167522	WINCH INSTALLATION, 20K 2 SPEED	
1	1-512-010002-09	NUT,HEX SLFLKG,1/2-13,GR C,ZP	12
2	1-512-010005-03	NUT HEX SLFLKG GRB 5/16-18	2
3	1-654-010049-05	SCREW HX CP 5/16-18UNCX1 GR5	2
4	1-861-010032-09	WASHER, FLAT 5/16 W ZP/CD	2
5	1-861-010032-14	WASHER, FLAT 1/2" N ZP/CD	12
6	108439	SCREW HX CP 1/2-13UNCX1-1/2G8	12
7	134657	VALVE, AIR 3WAY/POS, 1/4NPT	1
8	137987	MOUNT ELECTRIC SWITCH 410	1
9	150117	SWITCH ASSY LIGHT GROTE	REF
10	174043	DECAL, WINCH, HI/LO	1
11	174553	WINCH ASSY WARN 20K 2 SPEED	1
12	3-155-010018-6	CABLE 5/8 W/LOOP 85FT	REF
13	3-174-010038	CHAIN LINK CONNECTING 1/2	1
14	3-174-010039036	CHAIN 1/2X36" GRD 7 21LINKS	1
15	7HCGHT500	HOOK CLEVIS GRAB 1/2	1
16	81264	RUBBER BOOT FOR ELECT SWITCH	REF
17	1-297-010007-05	FITTING, AIR, 1/4TUBEX1/4NPT	1
18	1-297-010008-07	FITTING AIR 90 1/4TUBEX1/4NPT	3
19	1-297-010018-03	FITTING,3/8 BRASS PIPE,ST TEE	REF
20	1-297-010019-05	FITTING,BRS PIPE,HX 3/8X1/4	1
21	1-833-010001	TUBING NYLON 1/4 OD	34
22	108801	GLAD HAND-RED-AIR	REF
23	139525	VALVE ASSY 3-SPOOL 400	REF
24	150111	HARNESS 300 IN MALE.FEMALE	1
25	164053	HARNESS,102"BRANCH,WORK LIGHT	1
26	174188	HOSE ASSY 1/2X182 SAE37 STR90	2
27	202702-10-8S	ADAPTER, #10 O-RING #8 TUBE	2
28	3-368-010252	HARNESS ASSY BKHD LIGHT EXT	2
29	55B61	FRAME UNION	REF
30	905-54-107	BRAKE PROTECTION VALVE	1

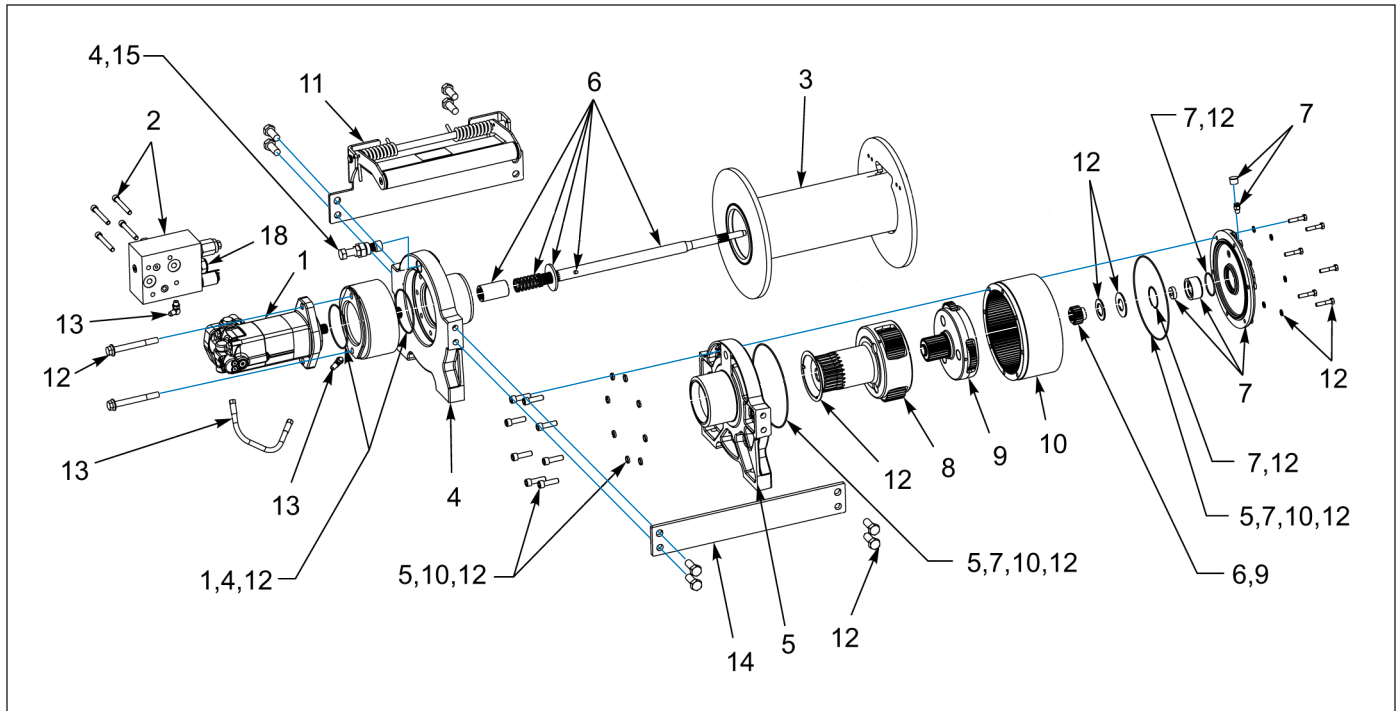
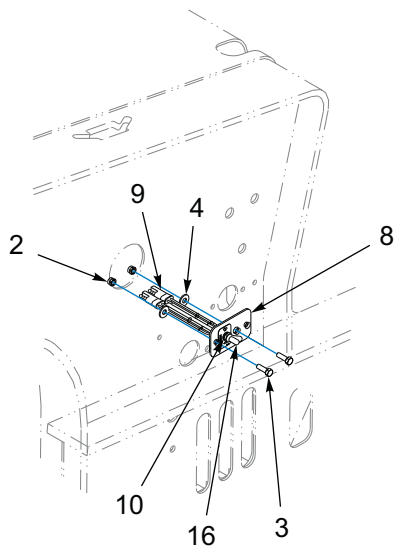


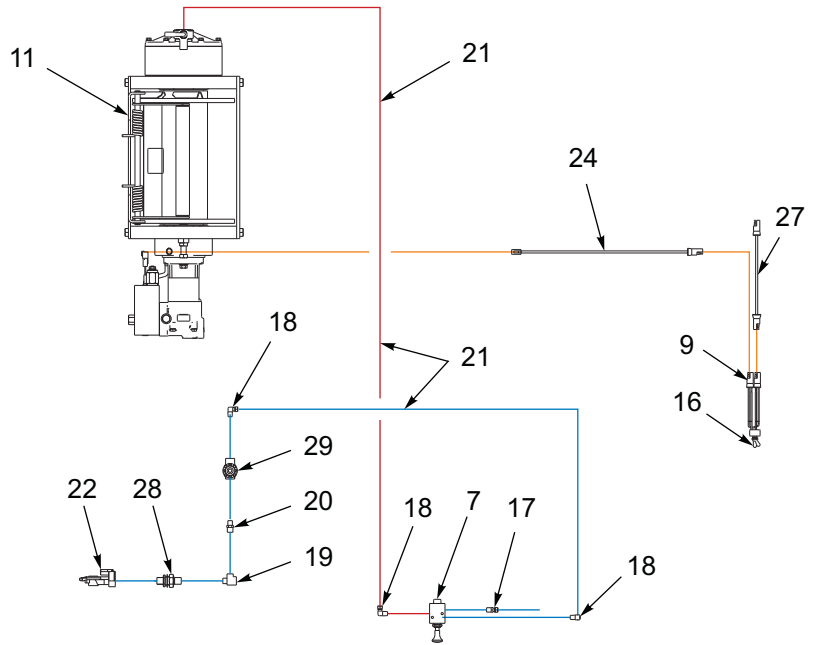
Figure 1-58: Winch Items - 20K 2 Speed (WARN)

Winch Items - 20K 2 Speed (WARN)

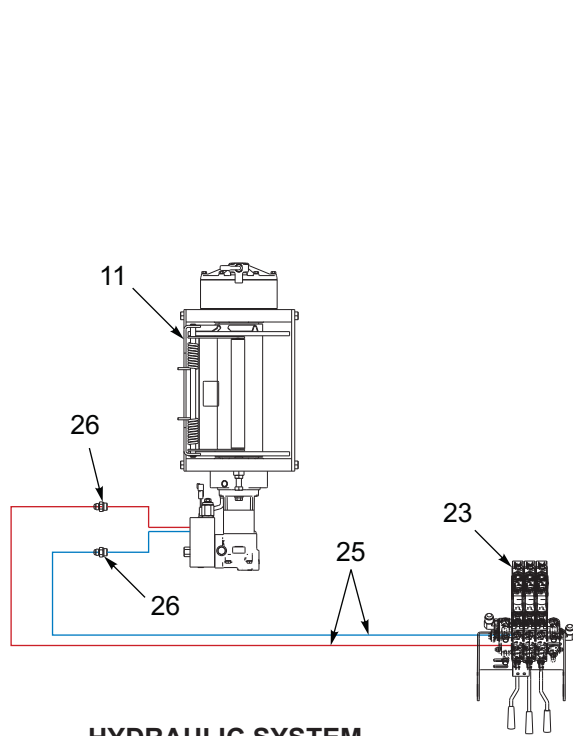
ITEM	PART NO.	DESCRIPTION	QTY.
	167521	WINCH, 20K WARN 2 SPEED	
1	178718	SERVICE KIT, MOTOR HYD 11.9 CI-SPD	1
2	178715	SERVICE KIT, MANIFOLD HYDRAULIC	1
3	162208	SERVICE KIT, DRUM ASSEMBLY 20K LONG	1
4	178999	SERVICE KIT, DRUM RETARDER DRUM SUPPORT	1
5	162210	SERVICE KIT, DRUM SUPPORT GEAR END	1
6	162211	SERVICE KIT, DRIVESHAFT LONG	1
7	162941	SERVICE KIT, END HOUSING ASSEMBLY AIR	1
8	162213	SERVICE KIT, CARRIER STAGE 2-6.0-4.75	1
9	162214	SERVICE KIT, STAGE 1-6.0-4.75	1
10	162215	SERVICE KIT, RING GEAR	1
11	162216	SERVICE KIT, TENSIONER LONG	1
12	179000	SERVICE KIT, HARDWARE SEAL	1
13	162218	SERVICE KIT, HOSE HYDRAULIC	1
14	162219	SERVICE KIT, TIE PLATE LONG	1
15	179001	SERVICE KIT, DRUM RETARDER	1
16	162220	SERVICE KIT, WIRE ROPE ASSEMBLY 9/16 X 245'	1
17	162207	SERVICE KIT, BRAKE ASSEMBLY	1
18	199104	SOLENOID FOR 2SP WARN, 20K-30K	1
19	201642	SOLENOID COIL	1
20	201643	OVERCENTER VALVE	1
21	201644	O-RING	2
22	201645	O-RING	2
23	201650	SET SCREW	2



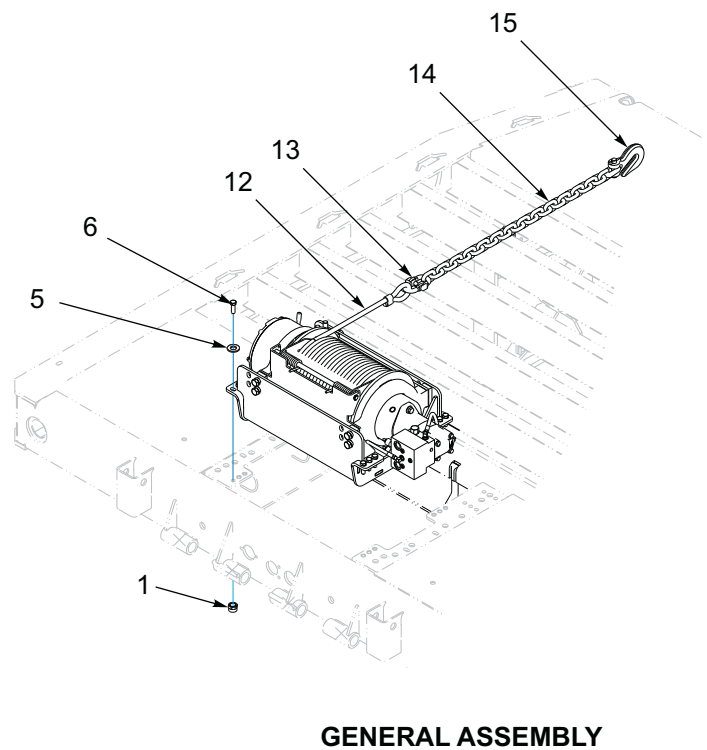
SWITCH LOCATIONS



AIR & ELECTRICAL SYSTEM



HYDRAULIC SYSTEM



GENERAL ASSEMBLY

Figure 1-59: 30K 2 Speed (WARN)

30K 2 Speed (WARN)

ITEM	PART NO.	DESCRIPTION	QTY.
	172878	WINCH INSTALLATION, 30K 2 SPEED	
1	1-512-010002-09	NUT,HEX SLFLKG,1/2-13,GR C,ZP	12
2	1-512-010005-03	NUT HEX SLFLKG GRB 5/16-18	2
3	1-654-010049-05	SCREW HX CP 5/16-18UNCX1 GR5	2
4	1-861-010032-09	WASHER, FLAT 5/16 W ZP/CD	2
5	1-861-010032-14	WASHER, FLAT 1/2" N ZP/CD	12
6	108439	SCREW HX CP 1/2-13UNCX1-1/2G8	12
7	134657	VALVE, AIR 3WAY/POS, 1/4NPT	1
8	137987	MOUNT ELECTRIC SWITCH 410	1
9	150117	SWITCH ASSY LIGHT GROTE	REF
10	174043	DECAL, WINCH, HI/LO	1
11	174552	WINCH ASSY WARN 30K 2 SPEED	1
12	132833	CABLE 5/8 W/LOOP 85FT	REF
13	3-174-010059	CHAIN LINK CONNECTING 1/2	1
14	3-174-010060036	CHAIN 5/8X36" GRD 7 80	1
15	1-382-010035-06	HOOK CLEVIS GRAB 5/8 GRD80	1
16	81264	RUBBER BOOT FOR ELECT SWITCH	REF
17	1-297-010007-05	FITTING, AIR, 1/4TUBEX1/4NPT	1
18	1-297-010008-07	FITTING AIR 90 1/4TUBEX1/4NPT	3
19	1-297-010018-03	FITTING,3/8 BRASS PIPE,ST TEE	REF
20	1-297-010019-05	FITTING,BRS PIPE,HX 3/8X1/4	1
21	1-833-010001	TUBING NYLON 1/4 OD	34
22	108801	GLAD HAND-RED-AIR	REF
23	139525	VALVE ASSY 3-SPOOL 400	REF
24	164053	HARNESS,102"BRANCH,WORK LIGHT	1
25	174188	HOSE ASSY 1/2X182 SAE37 STR90	2
26	202702-10-8S	ADAPTER, #10 O-RING #8 TUBE	2
27	3-368-010252	HARNESS ASSY BKHD LIGHT EXT	2
28	55B61	FRAME UNION	REF
29	905-54-107	BRAKE PROTECTION VALVE	1

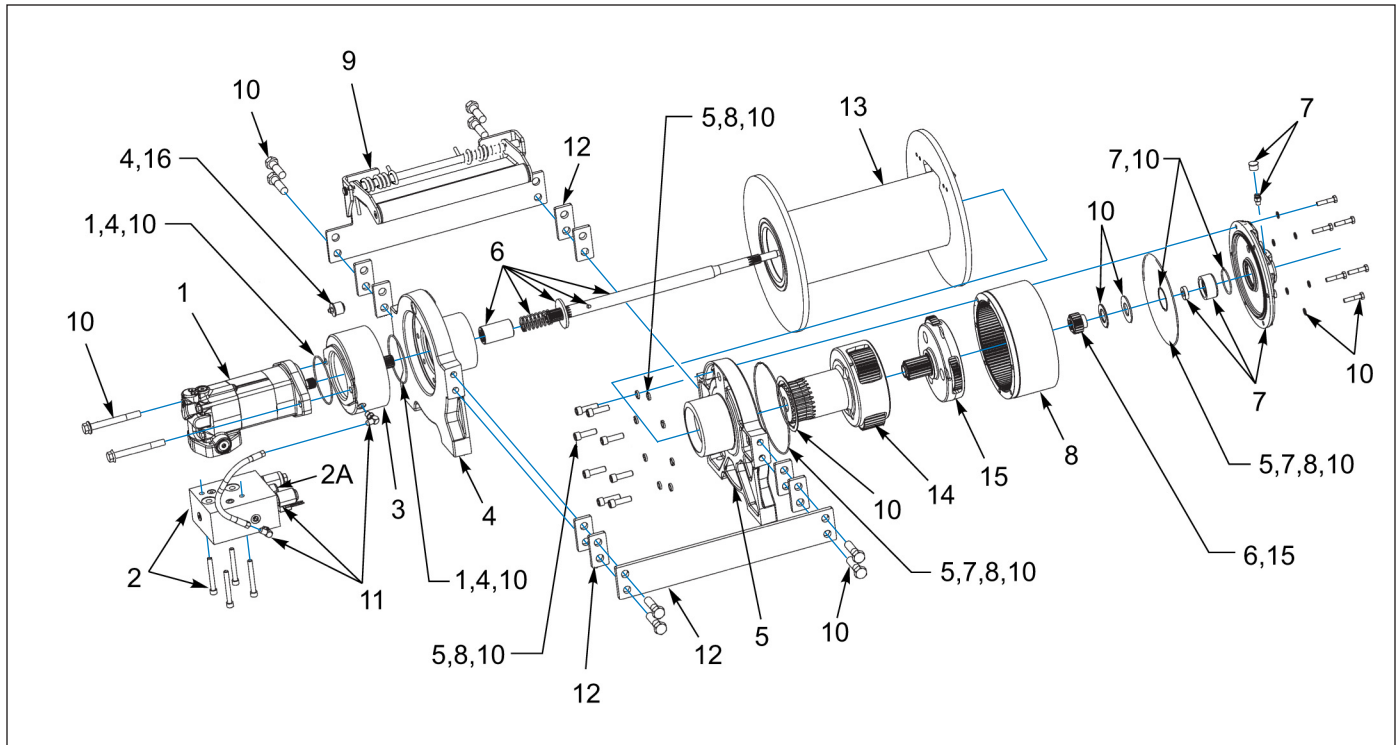


Figure 1-60: Winch Items - 30K 2 Speed (WARN)

Winch Items - 30K 2 Speed (WARN)

ITEM	PART NO.	DESCRIPTION	QTY.
	172877	WINCH, 30K WARN AIR KICKOUT	
1	178714	SERVICE KIT - MOTOR HYDRAULIC 14.9CI	1
2	178715	SERVICE KIT - MANIFOLD HYDRAULIC	1
3	162207	SERVICE KIT - BRAKE ASSEMBLY	1
4	178716	SERVICE KIT - DRUM SUPPORT, MOTOR END RETARDER	1
5	162210	SERVICE KIT - DRUM SUPPORT, GEAR END	1
6	162211	SERVICE KIT - DRIVE SHAFT, LONG	1
7	162941	SERVICE KIT - END HSG ASSY AIR	1
8	162215	SERVICE KIT - RING GEAR	1
9	162216	SERVICE KIT - TENSIONER LONG	1
10	162217	SERVICE KIT - HARDWARE SEAL	1
11	162218	SERVICE KIT - HOSE HYDRAULIC	1
12	162219	SERVICE KIT - TIE PLATE LONG	1
13	162942	SERVICE KIT - DRUM ASSEMBLY 30K LONG	1
14	162943	SERVICE KIT - CARRIER, STAGE 2 6.0-6.0	1
15	162944	SERVICE KIT - CARRIER, STAGE 1 6.0-6.0	1
16	178717	SERVICE KIT - EXPANSION PLUG 1" RUBBER	1
17	162945	WIRE ROPE ASSEMBLY 5/8 EIPS X 245 FT (NOT SHOWN)	1
18	199104	SOLENOID FOR 2SP WARN, 20K-30K	1
19	201642	SOLENOID COIL	1
20	201643	OVERCENTER VALVE	1
21	201644	O-RING	2
22	201645	O-RING	2
23	201650	SET SCREW	2

Landing Gear

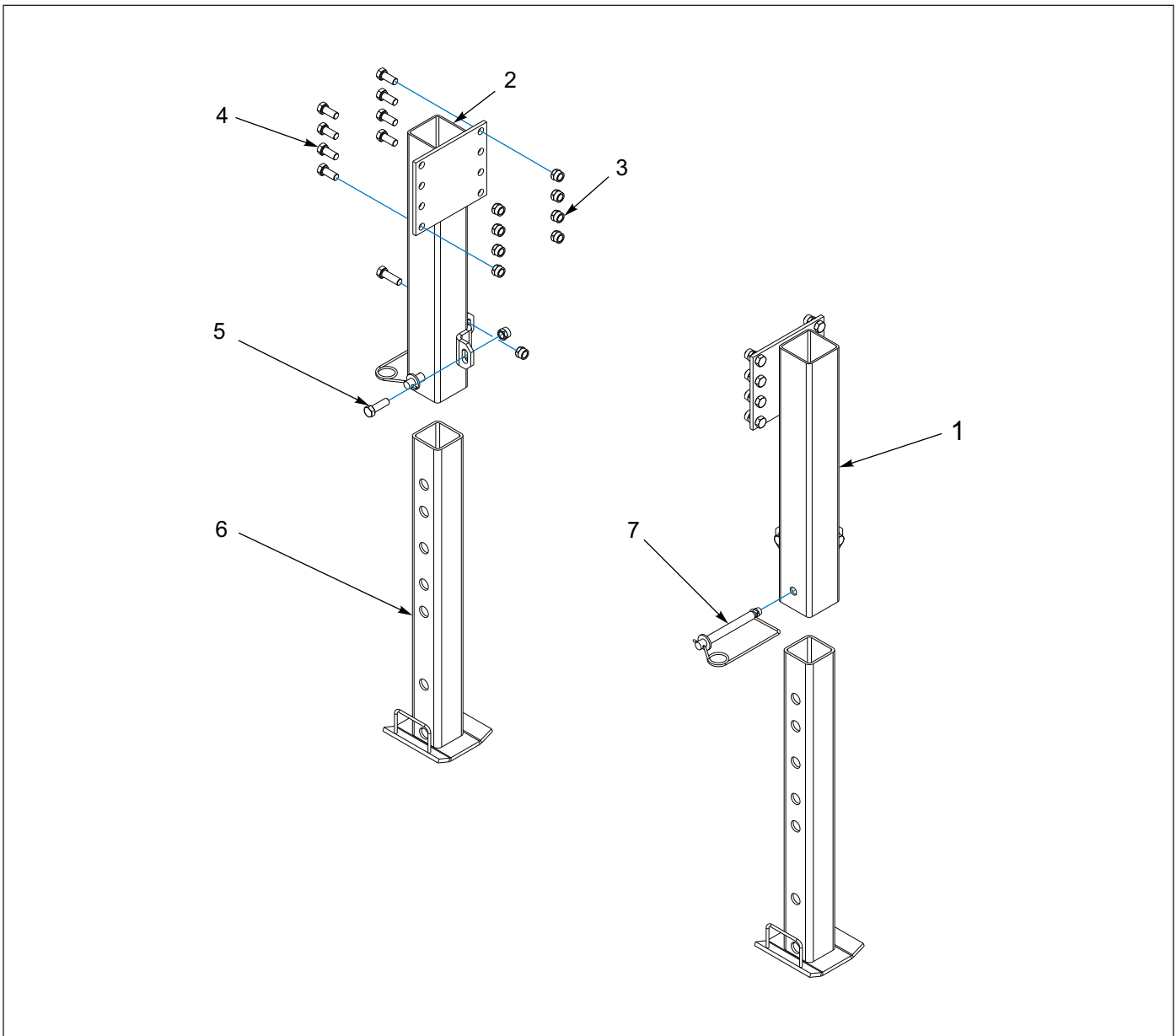


Figure 1-61: Landing Gear Installation - Bolt-On Park Stand

Landing Gear Installation - Bolt On Park Stand

ITEM	PART NO.	DESCRIPTION	QTY.
	104243	PARK STAND INSTALLATION, BOLT-ON	
1	112678	PARK STAND WELDMENT, LH FRONT PIN	1
2	112679	PARK STAND WELDMENT, RH FRONT PIN	1
3	1-512-010005-13	NUT, HEX LOCK 5/8-11 GRB	20
4	1-654-010059-03	SCREW, HEX HEAD CAP 5/8-11 X 1-1/2 GR5	16
5	1-654-010059-05	SCREW, HEX HEAD CAP 5/8-11 X 2 GR5	4
6	3-725-010058	STAND, PARK INSIDE WELDMENT	2
7	346SL	LOCK HITCH PIN	2

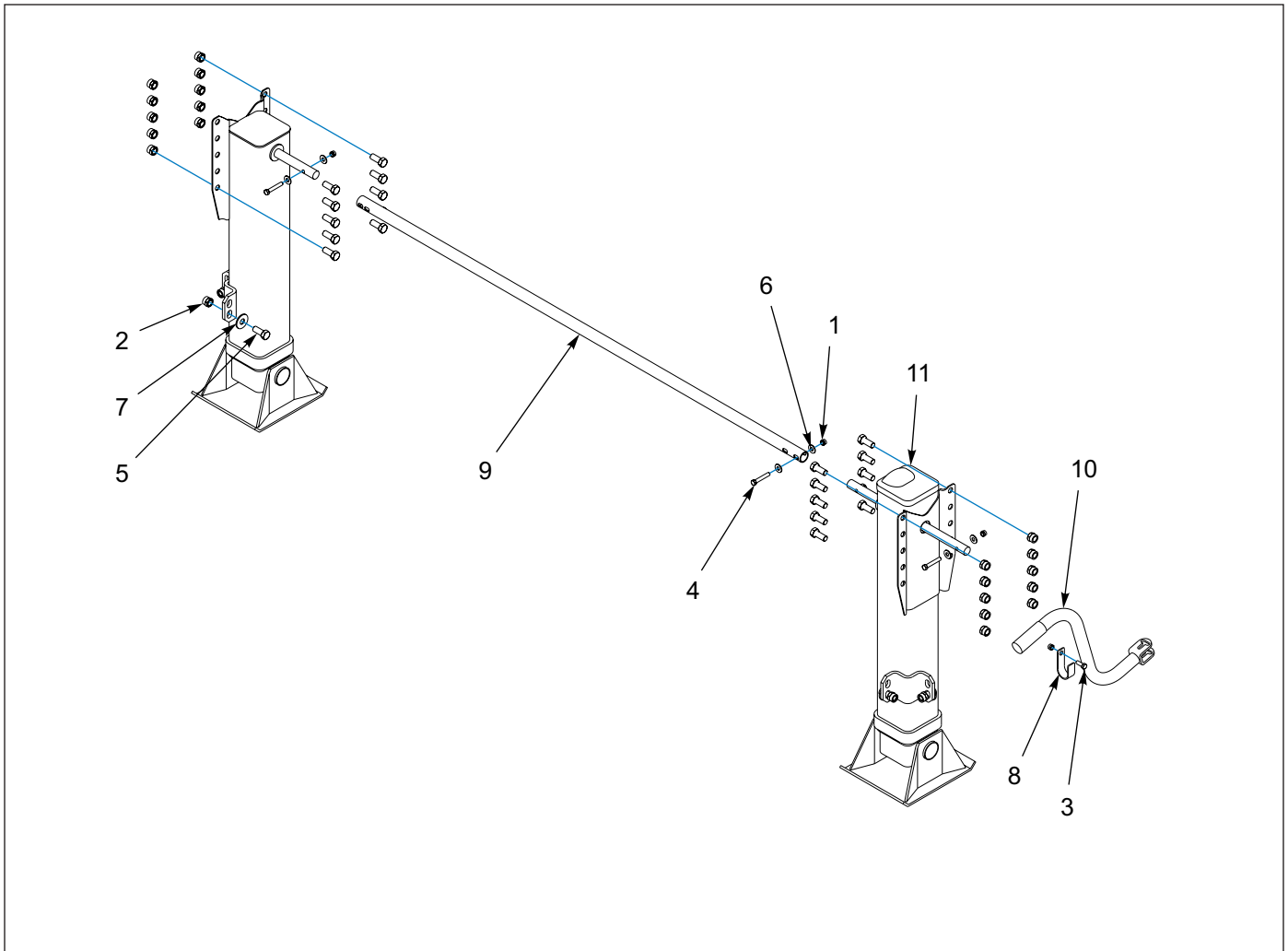


Figure 1-62: Landing Gear Installation - Jost 410

Landing Gear Installation - Jost 410

ITEM	PART NO.	DESCRIPTION	QTY.
	117558	LANDING GEAR INSTALLATION	
1	1-512-010005-05	NUT, HEX LOCK 3/8-16 GRB	4
2	1-512-010005-13	NUT, HEX LOCK 5/8-11 GRB	24
3	1-654-010051-05	SCREW, HEX HEAD CAP 3/8-16 X 1 GR5	1
4	1-654-010051-10	SCREW, HEX HEAD CAP 3/8-16 X 2-1/4 GR5	3
5	1-654-010059-03	SCREW, HEX HEAD CAP 5/8-11 X 1-1/2 GR5	24
6	1-861-010032-11	WASHER, FLAT 3/8W	6
7	1-861-010032-19	WASHER, FLAT 5/8W	4
8	117559	CLIP, LANDING GEAR HANDLE	1
9	117561	CROSS-SHAFT LANDING GEAR	1
10	119949	HANDLE, CRANK 2 SPEED LANDING GEAR	1
11	139256	LANDING GEAR WELDMENT 2 SPEED (SEE PAGE 1-112)	1

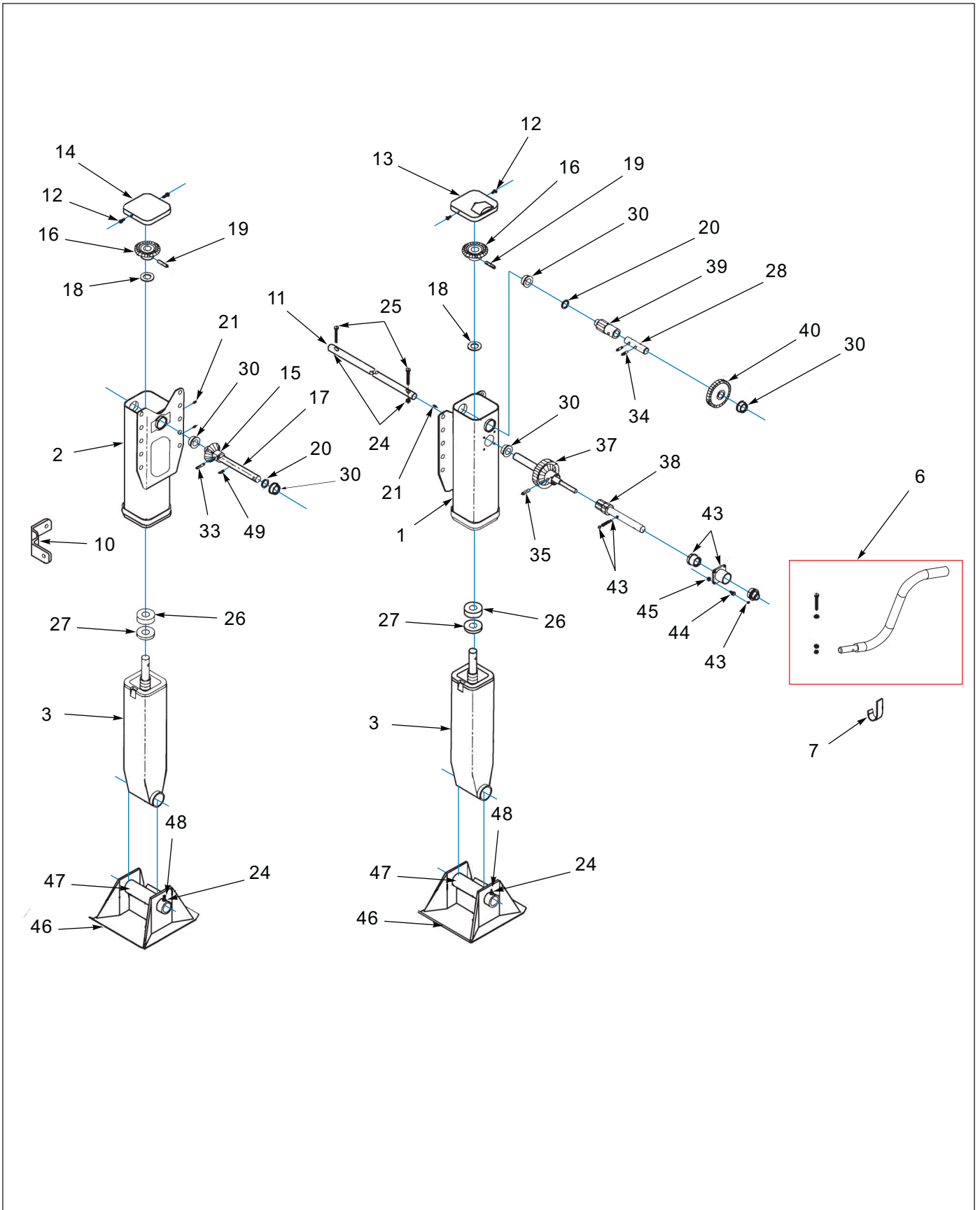


Figure 1-63: Landing Gear Installation - Jost #A401T19

Landing Gear Installation - Jost #A401T19

ITEM	PART NO.	DESCRIPTION	QTY.
	116800	LANDING GEAR JOST #A401T19	
1	----	OUTER HOUSING - 2 SPEED	1
2	----	OUTER HOUSING - 1 SPEED	1
3	----	INNER LEG ASSEMBLY - STANDARD	2
6	109161	CRANK 930 MODIFICATION	1
7	109711	CRANK HANGER	1
10	109712	BRACE LUG - W	2
11	----	INTERMEDIATE CROSS SHAFT	1
12	----	COVER SCREW	4
13	----	COVER - 2 SPEED	1
14	----	COVER - 1 SPEED	1
15	----	PINION GEAR	1
16	----	BEVEL GEAR	2
17	----	PINION SHAFT - 1 SPEED	1
18	----	THRUST WASHER	2
19	----	GROOVED PIN	2
20	----	SPACER WASHER	2
21	----	GREASE FITTING	4
23	----	STRUT BRACE (NOT SHOWN)	4
24	A10038.7	SELF LOCKING NUT	2
25	----	CROSS SHAFT BOLT - 3/8 X 2 GR5	2
26	----	THRUST BEARING	2
27	----	COLLAR	2
28	----	OUTPUT SHAFT	1
30	----	BUSHING	5
33	----	ROLL PIN 3/8 X 1-1/2	1
34	----	SPIRAL PIN	2
35	----	ROLL PIN - 3/8 X 1-3/4	1
36	----	OUTPUT CLUSTER SHAFT	1
37	----	OUTPUT CLUSTER GEAR	1
38	214441	INPUT GEAR SHAFT	1
39	----	OUTPUT SPUR GEAR	1
40	----	INPUT SPUR GEAR	1
43	163502	SHIFT HOUSING SERVICE KIT	1
44	----	SHIFT HOUSING BOLT	4
45	----	SELF LOCKING NUT	4
46	C10256	SHOE - 10 X 10 X 4-1/2	2
47	114983	SHOE AXLE	2
48	A10037.3	HEX HEAD BOLT	2
49	----	ROLL PIN - 1/4 X 1-1/4	1
50	137974	RH LANDING LEG ASSEMBLY (NOT SHOWN)	1

Dock Levelers

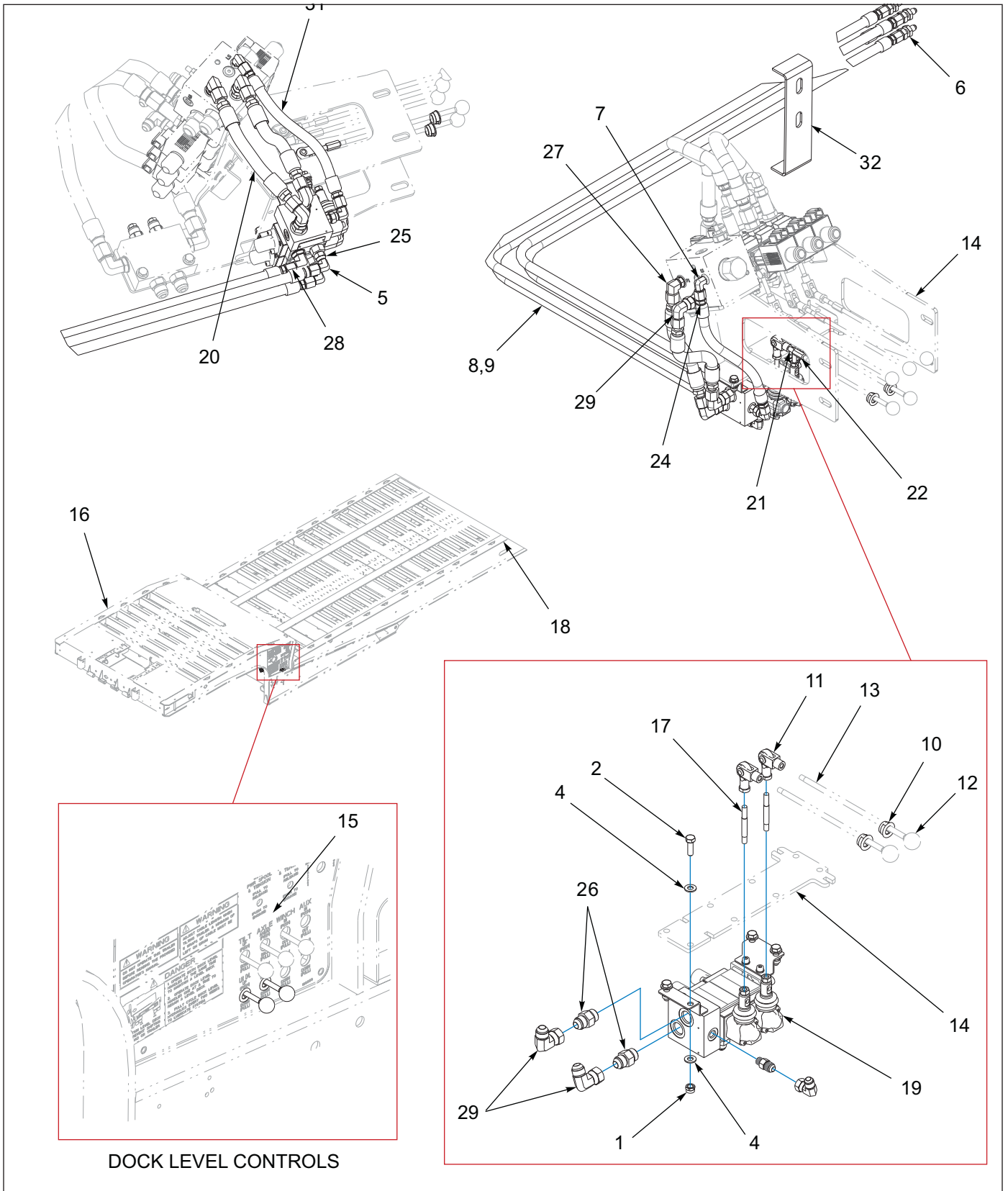


Figure 1-64: Dock Level Installation

Dock Level Installation

ITEM	PART NO.	DESCRIPTION	QTY.
	189674	HYD D/L, 400A-41-102 (REF. ONLY)	
	189676	HYD D/L, 400A-48/50CA-102/108 (REF. ONLY)	
1	1-512-010005-03	NUT HEX SLFLKG GRB 5/16-18	4
2	1-654-010049-05	SCREW HX CP 5/16-18UNCX1 GR5	4
3	1-796-010003-02	TIE, STRAP, PLASTIC .18X14.0 (NOT SHOWN)	14
4	1-861-010032-08	WASHER,FLAT 5/16 ZP	8
5	102-0031	ADAPTER,90 JIC SWIVEL #6	3
6	102-1097	37 FLARE BULKHEAD/37 FLARE	4
7	102-1238	ADAPTOR,90-#4 O-RING/#6 JIC	1
8	103166	HOSE ASSY 3/8X252 SAE37 STR (USED W/ 189674)	4
9	122813	HOSE ASSY 3/8X332,SAE37,STR (USED W/ 189676)	4
10	178444	BUSHING NYLON INSERT 9/16ID	2
11	186875	CLEVIS JOINT,ROD ENDS M8.1.25	2
12	186877	KNOB,1" ROUND,M8X1.25 THD	REF
13	186878	ROD HANDLE, M8 X 1.25 ENDS	REF
14	186886	VALVE ASSY, 3 SP, 35 GPM, SOLE	REF
15	186889	PLACARD, CONTROL PANEL, 400A	REF
16	186901	WLDMT, GOOSENECK, US 400	REF
17	186902	STUD M8X1.25X65MM,DBL THD	2
18	189015	FRAME WLDMT 440A-53-102	REF
19	189260	VALVE, 2 SPOOL, MOTOR, MANUAL	1
20	193909	HOSE ASSY 1/2X12 #8JIC STR	1
21	193910	STUD M8-1.25X50MM DBLE THD	2
22	193911	COUPLING NUT,M8-1.25X24MM ZINC	2
23	202702-4-6S	ADAPTER, #4 O-RING TO #6 JIC	1
24	202702-6-8S	ADAPTER, #6 SAE X #8 JIC	1
25	202702-8-6S	ADAPTER #8 O-RING TO #6 TUBE	2
26	202702-8-8S	ADAPTER #8 O-RING TO #8 TUBE	2
27	2062-6-8S	ADAPTER 90" 562 O-RING-.75JIC	1
28	2062-8-6S	ELBOW,90,#8 SAE X #6 JIC	2
29	2071-8-8S	ADAPTER90 #8 FLR SWIVEL #8JIC	3
30	1-822-010001	TRIM 1350 3/8 BLK FINE PEBBLE (NOT SHOWN)	3
31	51031-21	HOSE ASSY 3/8X12-7/8 SAE37STR	1
32	3-181-010006	HOSE CLAMP	REF

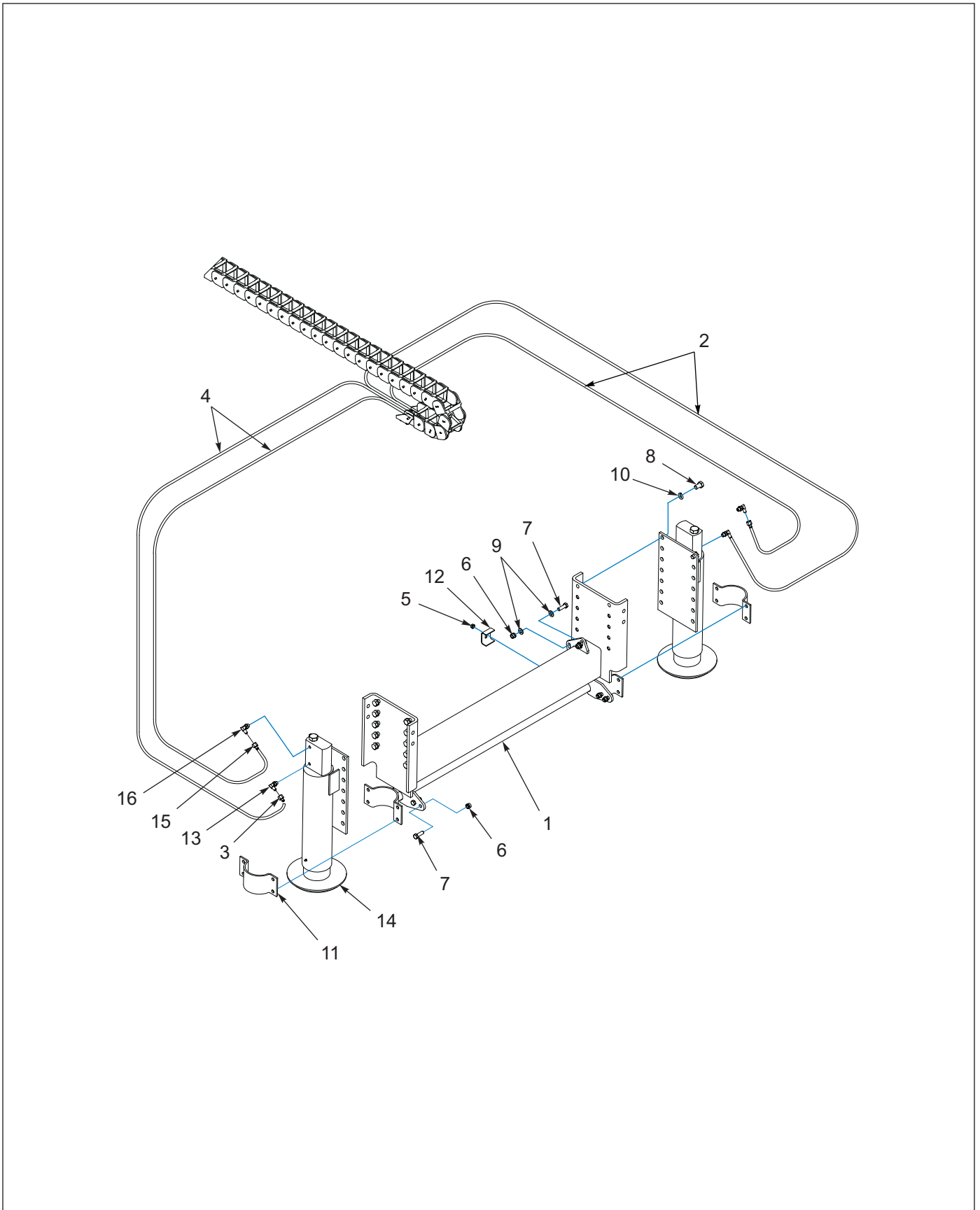


Figure 1-65: Dock Leveler Assembly - Single 60K (440B)

Dock Leveler Assembly - Single 60K (440B)

ITEM	PART NO.	DESCRIPTION	QTY.
	121498	DOCK LEVEL ASSEMBLY SINGLE 60K	
1	121402	MOUNT WELDMENT, D/L	1
2	122540	HOSE ASSEMBLY 1/4 X 240	2
3	1-007-010058	ADAPTER HYD #4 JIC W/ 3/32 RESTRICTOR	2
4	1-397-010262-5	HOSE ASSEMBLY 1/4 X 216	2
5	1-510-010001	NUT, FLANGE LOCK 3/8-16 GRB	5
6	1-512-010005-09	NUT, HEX LOCK 1/2-13 GRB	8
7	1-654-010055-03	SCREW, HEX HEAD CAP 1/2-13 X 1-1/2 GR5	8
8	1-654-010059-01	SCREW, HEX HEAD CAP 5/8-11 X 1 GR5	24
9	1-861-010032-14	WASHER, FLAT 1/2N	8
10	1-861-010034-15	WASHER, SPLIT LOCK 5/8	24
11	100348	MOUNTING BRACKET FOR CYLINDER	REF
12	2-181-010001	CLAMP, HOSE	3
13	2062-6-4S	ADAPTER, 90	4
14	3-242-010205	CYLINDER, HYDRAULIC 4X15 (W/ COLLAR) (SEE PAGE 1-123)	2
15	202702-6-4S	ADAPTER, STRAIGHT	2
16	138155	ADAPTER, 90	2
17	1-394-010002	HOSE, ABRASION SLEEVE X 2-7/8 (NOT SHOWN)	REF

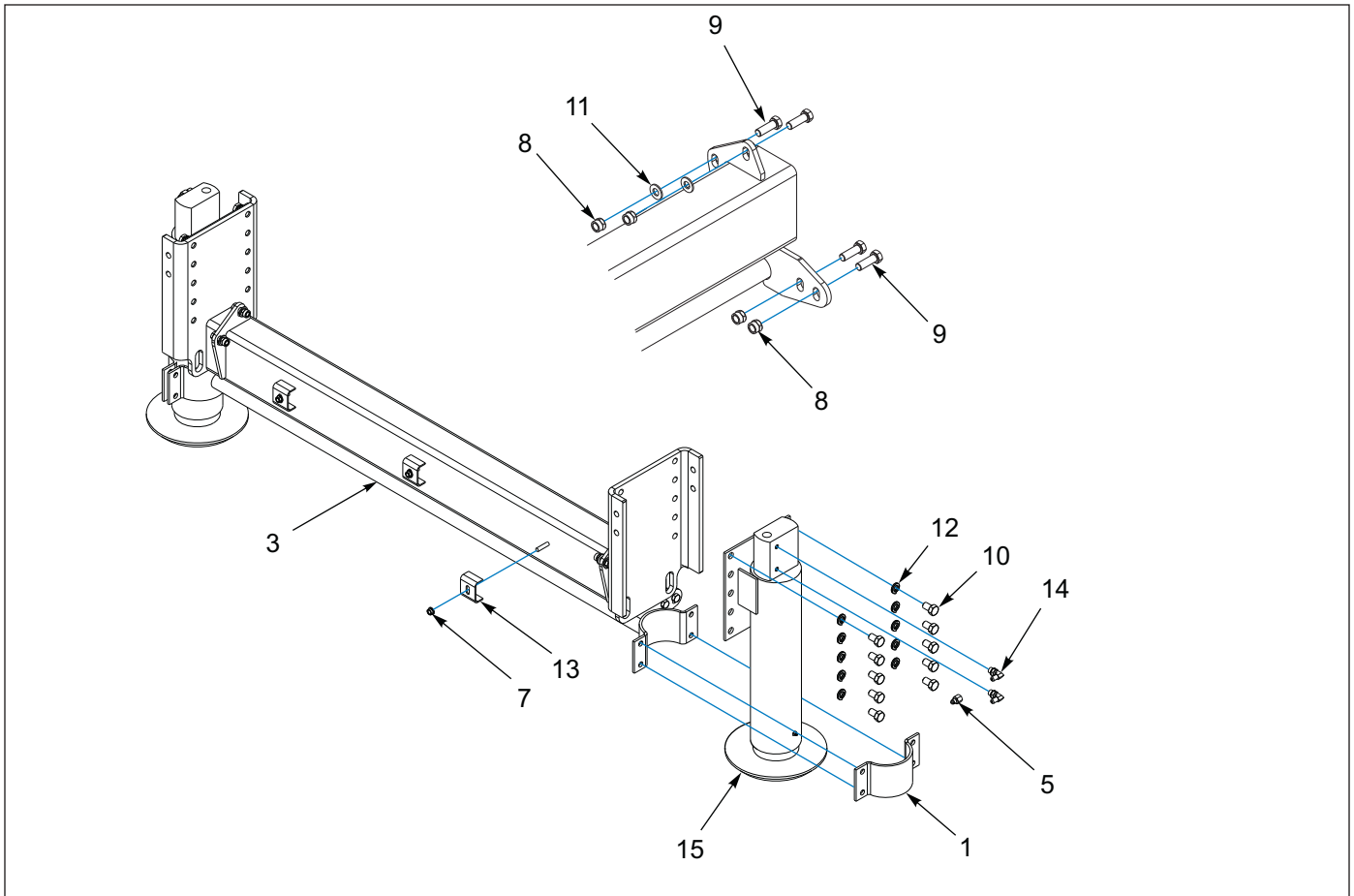


Figure 1-66: Dock Leveler Assembly - Single 60K

Dock Leveler Assembly - Single 60K - 120 Wide Big Brake

ITEM	PART NO.	DESCRIPTION	QTY.		
	174179	DOCK LEVEL ASSEMBLY, 60K (455-120)	*		
	121498	DOCK LEVEL ASSEMBLY, 60K (400 - 102/108 SB)	*		
	189525	DOCK LEVEL ASSEMBLY, 60K (400 - 108 B)	*		
1	100348	MOUNTING BRACKET FOR CYLINDER	REF		
2	138155	ADAPTER 90, #4 JIC (NOT SHOWN)			
3	174181	MOUNT WLDMT, DOCK LEVEL, 455-120	1	--	--
3	121402	MOUNT WLDMT, DOCK LEVEL, 410	--	1	--
3	189524	MOUNT WLDMT, DOCK LEVEL, 400-120 SB	--	--	1
4	174184	HOSE ASSEMBLY, 1/4 X 232 (TO STREETSIDE CYLINDER, NOT SHOWN)	2	--	2
4	174185	HOSE ASSEMBLY, 1/4 X 270 (TO CURBSIDE CYLINDER, NOT SHOWN)	2	--	2
5	1-007-010058	ADAPTER, 90° 3/8 ELBOW W/ RESTR	2	2	2
6	1-394-010001	HOSE, ABRASION SLEEVE X 2 (NOT SHOWN)	1 FT	--	1 FT
7	1-510-010001	NUT, FLANGE LOCK 3/8-16 GRB	4	4	4
8	1-512-010005-09	NUT, HEX LOCK 1/2-13 GRB	8	8	8
9	1-654-010055-03	SCREW, HEX HEAD CAP 1/2-13 X 1-1/2 GR5	8	8	8
10	1-654-010059-01	SCREW, HEX HEAD CAP 5/8-11 X 1 GR5	20	20	20
11	1-861-010032-14	WASHER, FLAT 1/2N	8	8	8
12	1-861-010034-15	WASHER, SPLIT LOCK 5/8	20	20	20

Dock Leveler Assembly - Single 60K - 120 Wide Big Brake

ITEM	PART NO.	DESCRIPTION	QTY.		
13	2-181-010001	CLAMP, HOSE	4	4	4
14	2062-6-4S	ADAPTER, 90	2	2	2
14	202702-6-4S	ADAPTER, STR, #6 O-RING X #4 JIC	2	2	2
15	3-242-010205	CYLINDER, HYDRAULIC 4X15 (W/ COLLAR) (SEE PAGE 1-123)	2	2	2
16	1-397-010262-5	HOSE ASSEMBLY, 1/4X216 JIC37 ENDS (NOT SHOWN)	--	2	--
17	1-394-010002	HOSE ABRASION SLEEVE X 2-7/8 (NOT SHOWN)	--	1 FT	--
18	122540	HOSE ASSEMBLY 1/4X240 (NOT SHOWN)	--	2	--

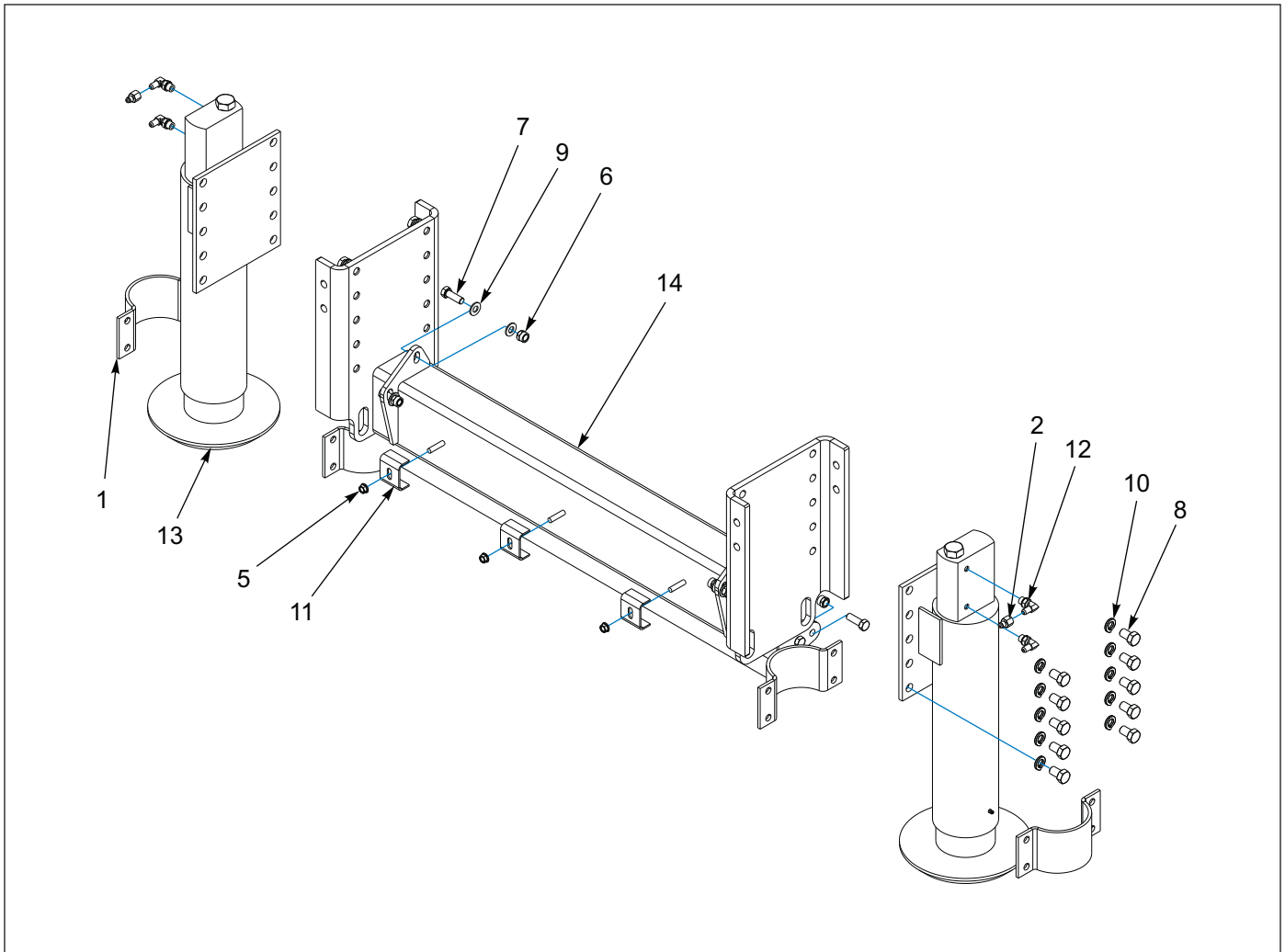


Figure 1-67: Dock Leveler Assembly - Single 60K (400-102 Big Brake)

Dock Leveler Assembly - Single 60K (400-102 Big Brake)

ITEM	PART NO.	DESCRIPTION	QTY.
	130851	DOCK LEVEL ASSEMBLY SINGLE 60K	
1	100348	MOUNTING BRACKET FOR CYLINDER	REF
2	1-007-010058	ADAPTER, 90° 3/8 ELBOW W/ RESTR	2
3	1-394-010001	HOSE, ABRASION SLEEVE X 2 (NOT SHOWN)	AR
4	1-397-010262-5	HOSE ASSEMBLY 1/4 X 216 (NOT SHOWN)	2
5	1-510-010001	NUT, FLANGE LOCK 3/8-16 GRB	3
6	1-512-010005-09	NUT, HEX LOCK 1/2-13 GRB	8
7	1-654-010055-03	SCREW, HEX HEAD CAP 1/2-13 X 1-1/2 GR5	8
8	1-654-010059-01	SCREW, HEX HEAD CAP 5/8-11 X 1 GR5	20
9	1-861-010032-14	WASHER, FLAT 1/2N	8
10	1-861-010034-15	WASHER, SPLIT LOCK 5/8	20
11	2-181-010001	CLAMP, HOSE	3
12	2062-6-4S	ADAPTER, 90	4
13	3-242-010205	CYLINDER, HYDRAULIC 4X15 (W/ COLLAR) (SEE PAGE 1-123)	2
14	3-482-010472	MOUNT WELDMENT, DOCK LEVEL 60K	1
15	122540	HOSE ASSEMBLY 1/4 X 240 (NOT SHOWN)	2

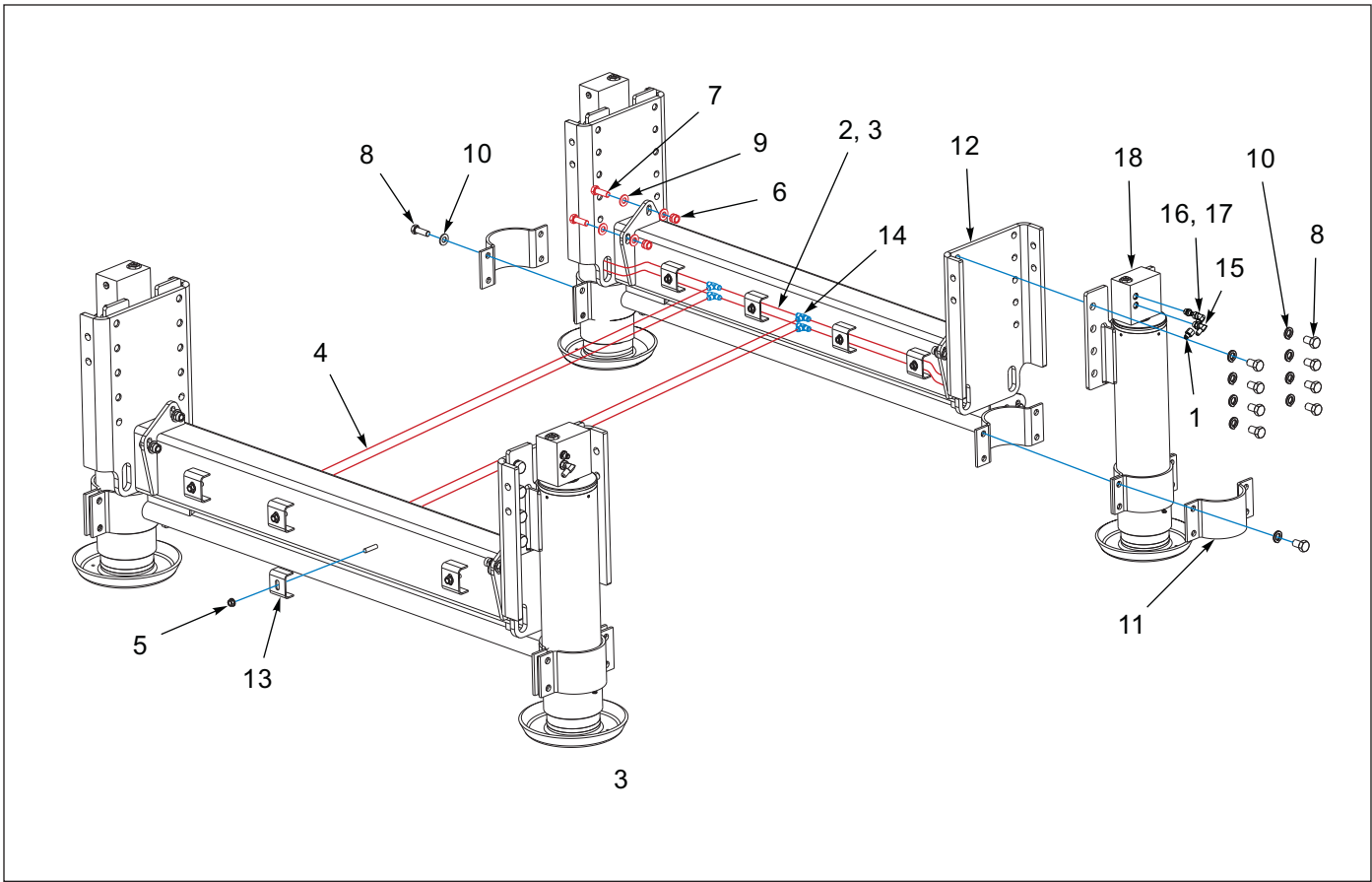


Figure 1-68: Dock Level Assembly - Single 120K

Dock Level Assembly - Single 120K

ITEM	PART NO.	DESCRIPTION	QTY.
	126537	DOCK LEVEL ASSEMBLY SINGLE 120K	
1	1-007-010058	ADAPTER, 90° 3/8 ELBOW W/ RESTR	4
2	1-397-010262-5	HOSE ASSEMBLY 1/4 X 216	4
3	1-397-010262028	HOSE ASSEMBLY 1/4 X 28	4
4	1-397-010262100	HOSE ASSEMBLY 1/4 X 100	4
5	1-510-010001	NUT, FLANGE LOCK 3/8-16 GRB	8
6	1-512-010005-09	NUT, HEX LOCK 1/2-13 GRB	16
7	1-654-010055-03	SCREW, HEX HEAD CAP 1/2-13 X 1-1/2 GR5	16
8	1-654-010059-01	SCREW, HEX HEAD CAP 5/8-11 X 1 GR5	32
9	1-861-010032-14	WASHER, FLAT 1/2N	16
10	1-861-010034-15	WASHER, SPLIT LOCK 5/8	32
11	100348	MOUNTING BRACKET FOR CYLINDER	REF
12	121402	MOUNT WELDMENT, D/L	2
13	2-181-010001	CLAMP, HOSE	8
14	2033-4-4S	ADAPTER, TEE	4
15	2062-6-4S	ADAPTER, 90	4
16	138155	ADAPTER, 90	4
17	202702-6-4S	ADAPTER, STRAIGHT	4
18	3-242-010205	CYLINDER, HYDRAULIC 4X15 (W/ COLLAR) (SEE PAGE 1-123)	4
19	1-394-010002	HOSE, ABRASION SLEEVE X 2-7/8 (NOT SHOWN)	AR

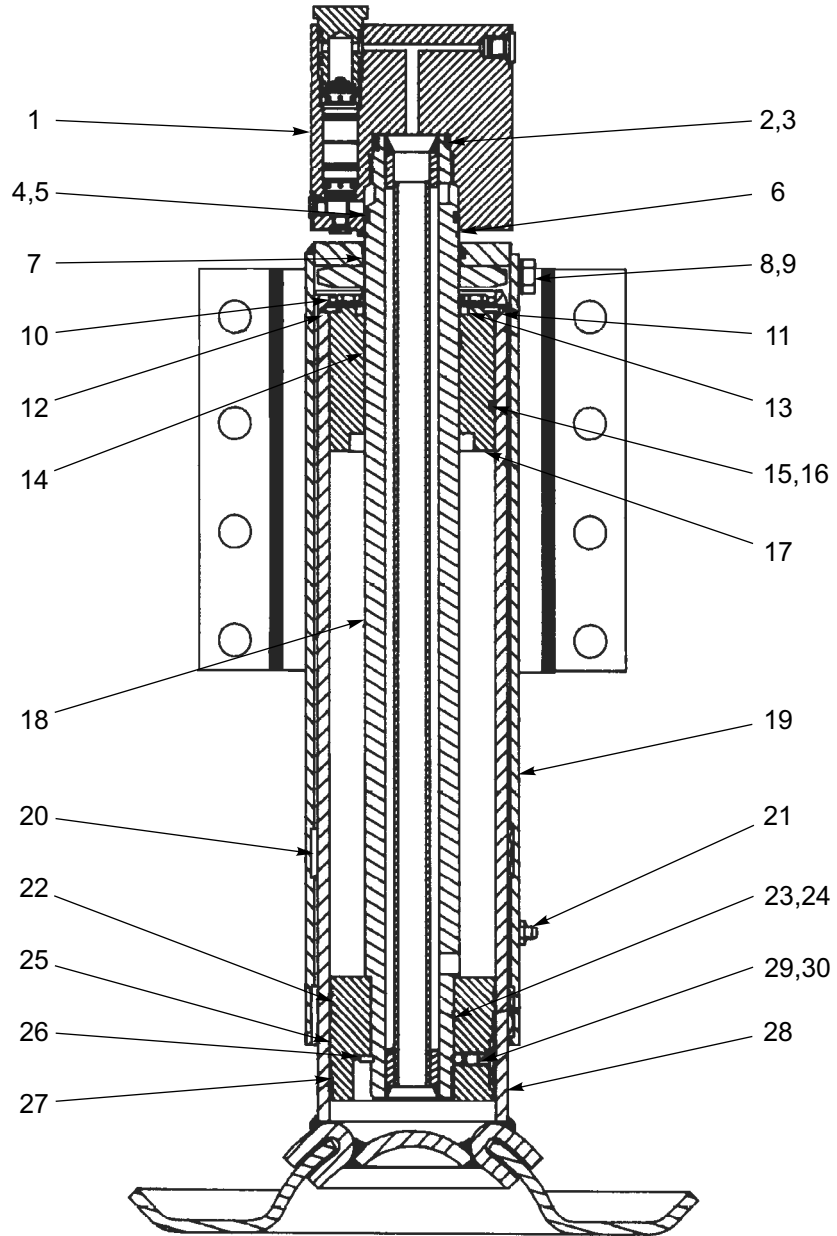
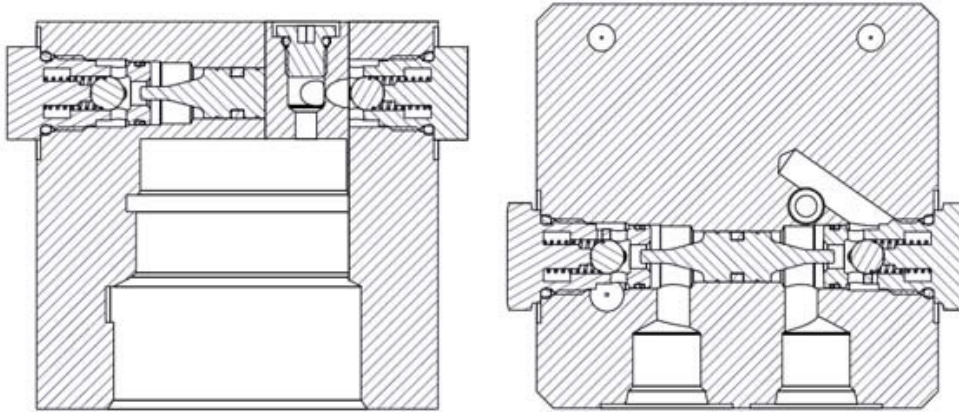
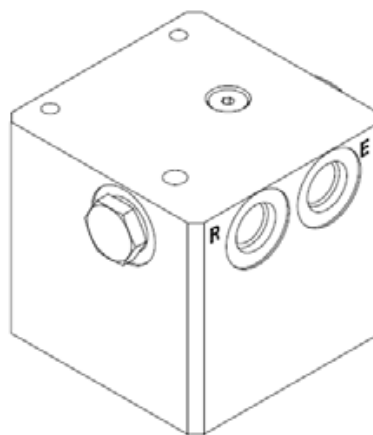


Figure 1-69: Dock Leveler Leg Assembly - W/ Lock Valve (1 of 2)



FRONT SECTION

TOP SECTION



STABILIZER LEG
COUNTER BALANCE VALVE

Figure 1-70: Dock Leveler Leg Assembly - W/ Lock Valve (2 of 2)

Dock Leveler Leg Assembly - W/ Lock Valve

ITEM	PART NO.	DESCRIPTION	QTY.
	3-242-010205	COMPLETE LEG ASSEMBLY (60,000# CAP. 4.00" BORE)	
1	165769	VALVE SERVICE KIT	1
	165768	VALVE RETROFIT KIT	1
2	-----	O-RING (NOT SOLD SEPARATE)	1
3	-----	BACK-UP WASHER (NOT SOLD SEPARATE)	2
4	-----	O-RING (NOT SOLD SEPARATE)	1
5	-----	BACK-UP WASHER (NOT SOLD SEPARATE)	1
6	-----	SNAP RING 2" ROD (NOT SOLD SEPARATE)	1
7	-----	O-RING (NOT SOLD SEPARATE)	1
8	-----	SCREW, HEX HEAD CAP (NOT SOLD SEPARATE)	1
9	-----	LOCK WASHER (NOT SOLD SEPARATE)	1
10	-----	SCREW, HEX HEAD CAP (NOT SOLD SEPARATE)	4
11	100279	CYLINDER HEAD RETAINER	1
12	-----	RETAINING RING (NOT SOLD SEPARATE)	1
13	-----	OIL SEAL (NOT SOLD SEPARATE)	1
14	-----	ROD SEAL (NOT SOLD SEPARATE)	1
15	-----	O-RING (NOT SOLD SEPARATE)	1
16	-----	BACK-UP WASHER (NOT SOLD SEPARATE)	1
17	100276	CYLINDER HEAD	1
18	-----	PISTON ROD (NOT SOLD SEPARATE)	1
19	-----	WELL TUBE (NOT SOLD SEPARATE)	1
20	-----	WEAR RING (NOT SOLD SEPARATE)	2
21	-----	GREASE FITTING	1
22	-----	PISTON SEAL (NOT SOLD SEPARATE)	1
23	-----	O-RING (NOT SOLD SEPARATE)	1
24	-----	BACK-UP WASHER (NOT SOLD SEPARATE)	2
25	-----	WEAR RING (NOT SOLD SEPARATE)	1
26	-----	SNAP RING	1
27	-----	PISTON (NOT SOLD SEPARATE)	1
28	-----	CYLINDER TUBE (NOT SOLD SEPARATE)	1
29	-----	NYLON BALL (NOT SOLD SEPARATE)	1
30	-----	SET SCREW (NOT SOLD SEPARATE)	1
31	100348	SPLIT COLLAR ASSEMBLY (60,000 LB.) (NOT SHOWN, NOT SERVICEABLE)	1

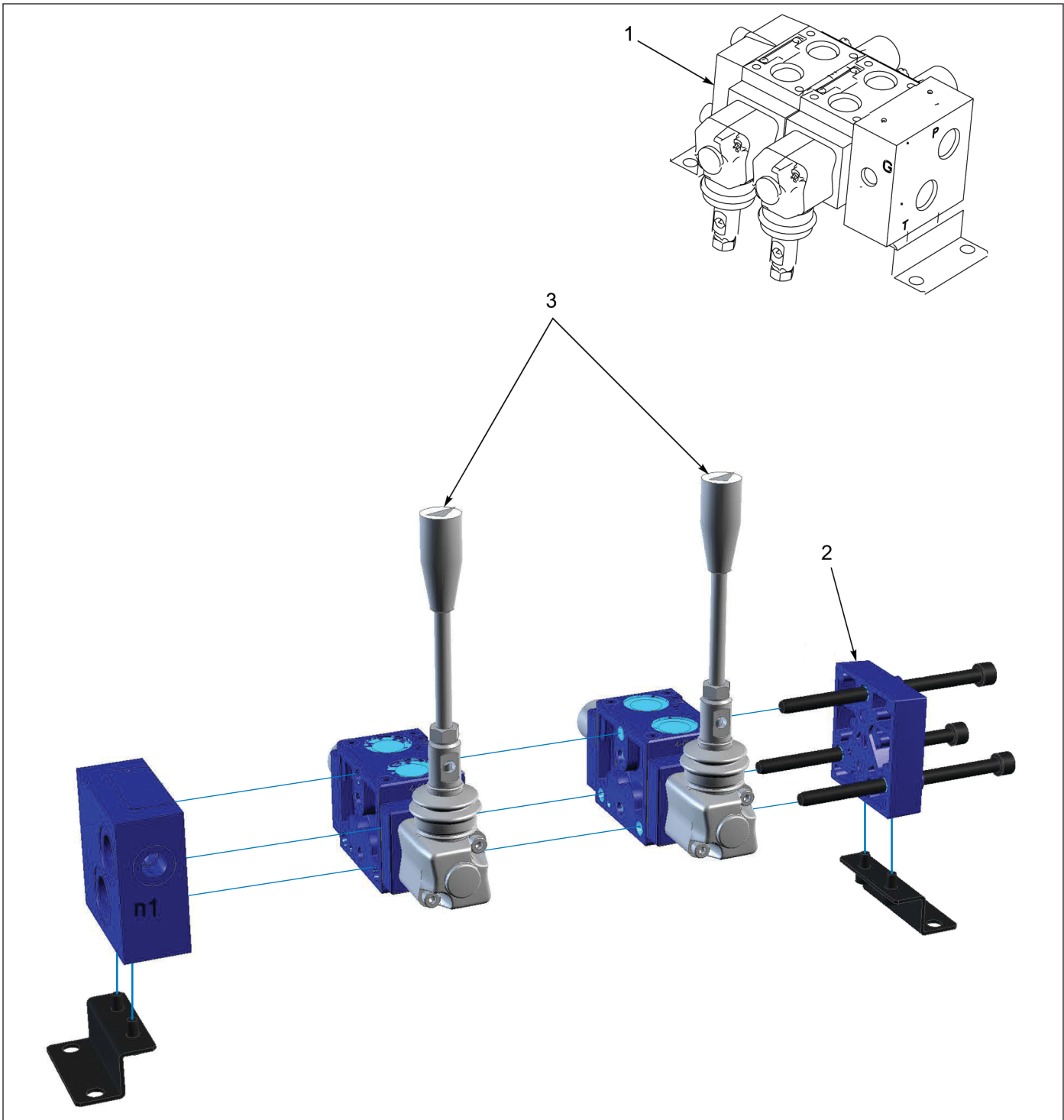


Figure 1-71: Dock Leveler Valve

Dock Leveler Valve

ITEM	PART NO.	DESCRIPTION	QTY.
1	189260	DOUBLE SPOOL STACK VALVE-PARALLEL,	1
2	193448	SPOOL POSITIONER SPRING CENTER	1
3	----	HANDLE	1
4	193342	SEAL KIT (NOT SHOWN)	1

Air Digital Scales - Options

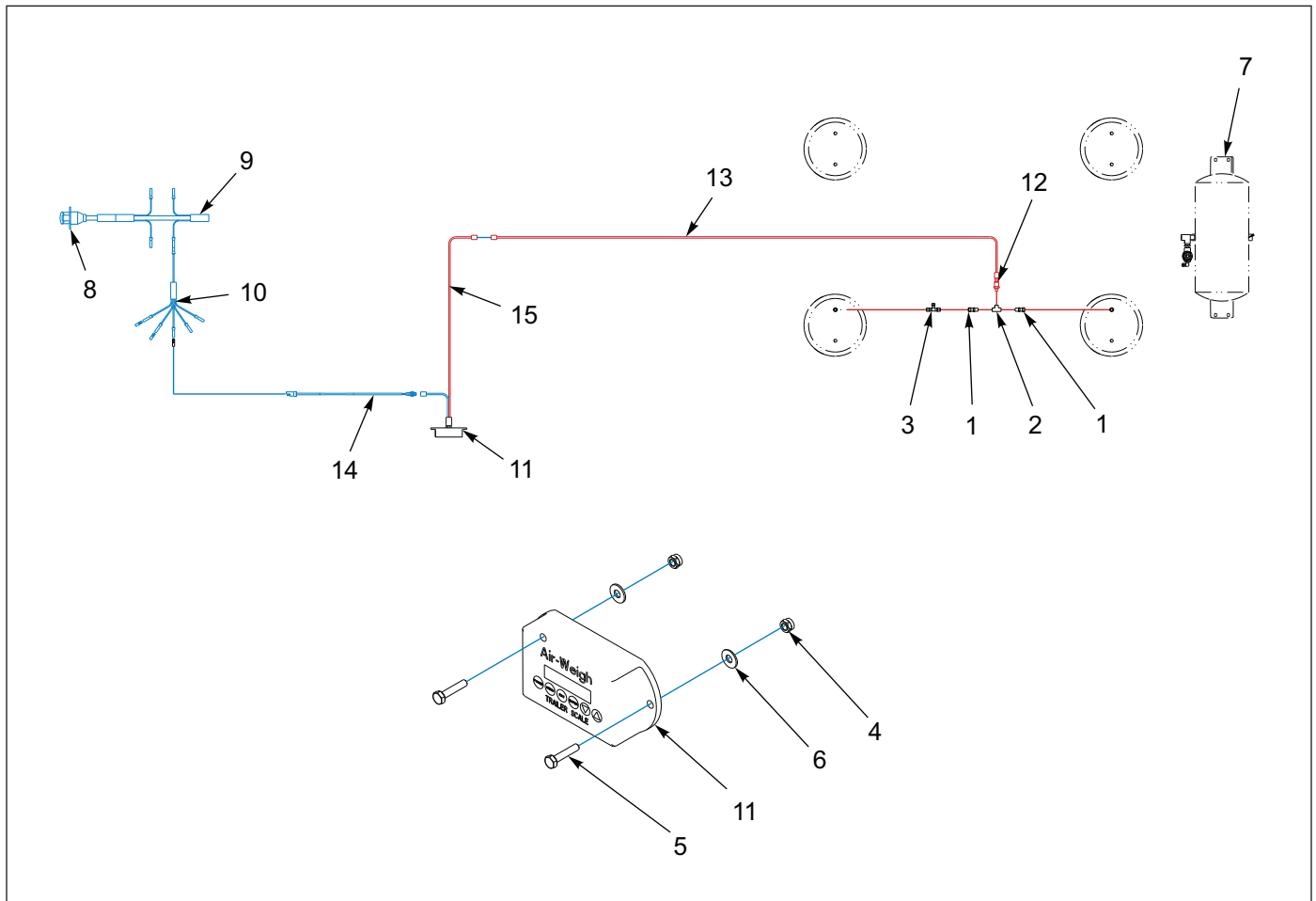


Figure 1-72: Air Digital Scale - Loadmaxx System

Air Digital Scale - Loadmaxx System

ITEM	PART NO.	DESCRIPTION	QTY.
	166821	SCALE INSTALLATION, LOADMAXX SYSTEM	
1	1-297-010007-11	FITTING AIR	2
2	1-297-010009-02	FITTING, AIR PIPE TEE	1
3	1-297-010010-04	FITTING AIR UNION TEE	REF
4	1-512-010005-01	NUT HEX LOCK 1/4-20 GRB	REF
5	1-654-010047-07	SCREW, HEX HEAD CAP 1/4-20 X 1-1/4 GR5	REF
6	1-861-010032-07	WASHER, FLAT 1/4	REF
7	----	SUSPENSION, AIR RLU A/R	REF
8	143100	HARNESS, 7 WAY RECEPTACLE	REF
9	143101	HARNESS, FRONT MAIN	REF
10	150093	HARNESS, 5 AUXILIARY BRANCHES	REF
11	172437	SCALE, AIR DIGITAL MODIFIED (ITEMS 12-15)	1
12	149543	SENSOR ASSEMBLY, 5V 3/8" BRASS	1
13	184393	HARNESS MODIFIED 166002	1
14	166002	CABLE, AW5800 TRAILER POWER BLUNT CUT 15'	1
15	142895	CABLE, AW5800, TRAILER SCALE INTERFACE 2"	1

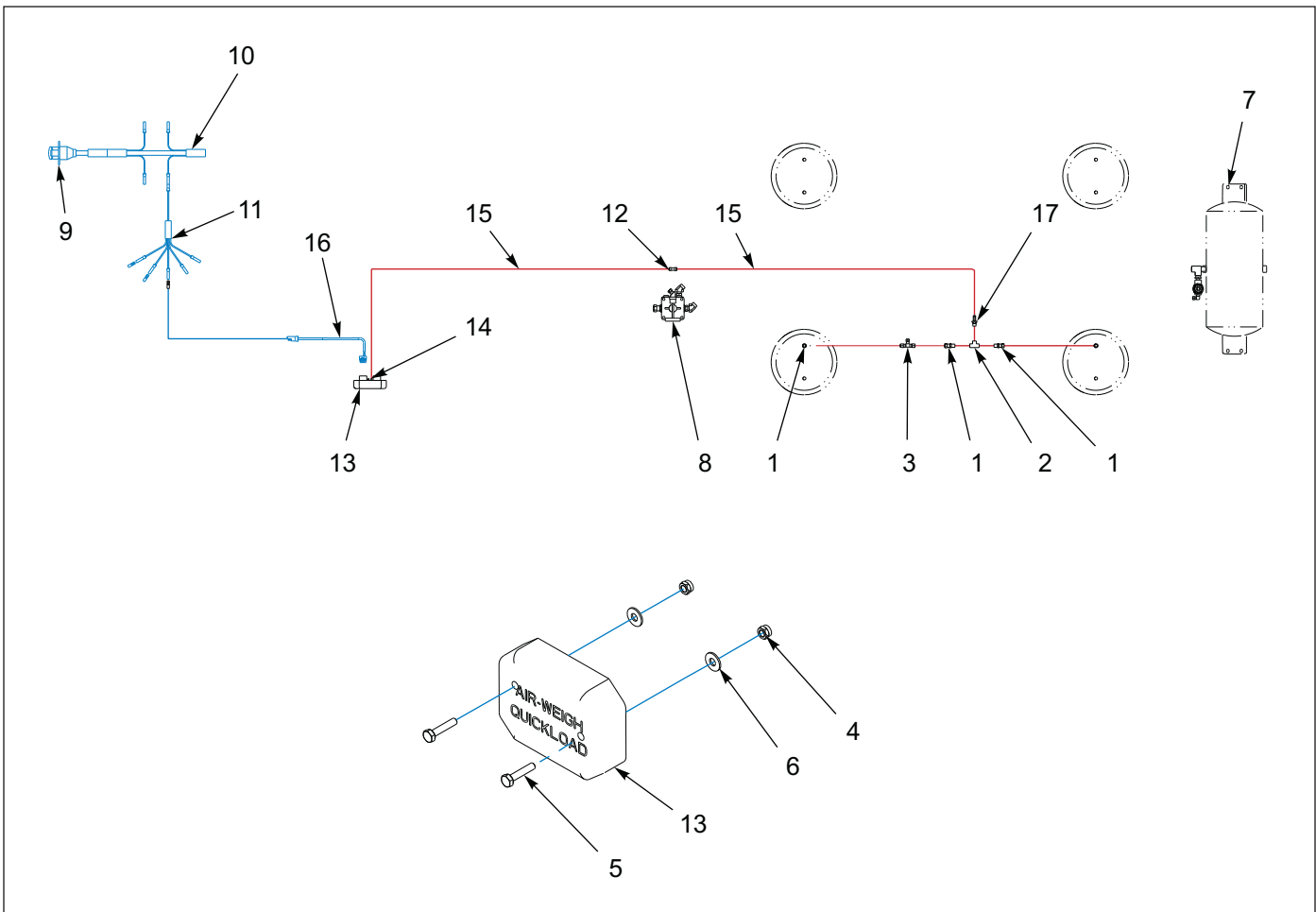


Figure 1-73: Air Digital Scale - Quickload System

Air Digital Scale - Quickload System

ITEM	PART NO.	DESCRIPTION	QTY.
	175358	SCALE INSTALLATION, QUICKLOAD SYSTEM	
1	1-297-010007-11	FITTING AIR	2
2	1-297-010009-02	FITTING, AIR PIPE TEE	1
3	1-297-010010-04	FITTING AIR UNION TEE	REF
4	1-512-010005-01	NUT HEX LOCK 1/4-20 GRB	REF
5	1-654-010047-07	SCREW, HEX HEAD CAP 1/4-20 X 1-1/4 GR5	REF
6	1-861-010032-07	WASHER, FLAT 1/4	REF
7	-----	SUSPENSION, AIR RLU A/R	REF
8	141607	AIR BOOSTER VALVE ASSEMBLY (SEE PAGE 1-25)	REF
9	143100	HARNESS, 7 WAY RECEPTACLE	REF
10	143101	HARNESS, FRONT MAIN	REF
11	150093	HARNESS, 5 AUXILIARY BRANCHES	REF
12	175359	UNION, AIR HOSE	1
13	175360	SCALE, AIR QL ,TRAVEL AXLE MODIFIED (ITEMS 14-17)	1
14	175363	SPRING HOSE CLAMP	1
15	175365	AIR LINE	1
16	184392	CABLE, TRAILER, POWER, BLUNT CUT, 15'	1
17	180221	HOSE BARB FITTING, BRASS	1

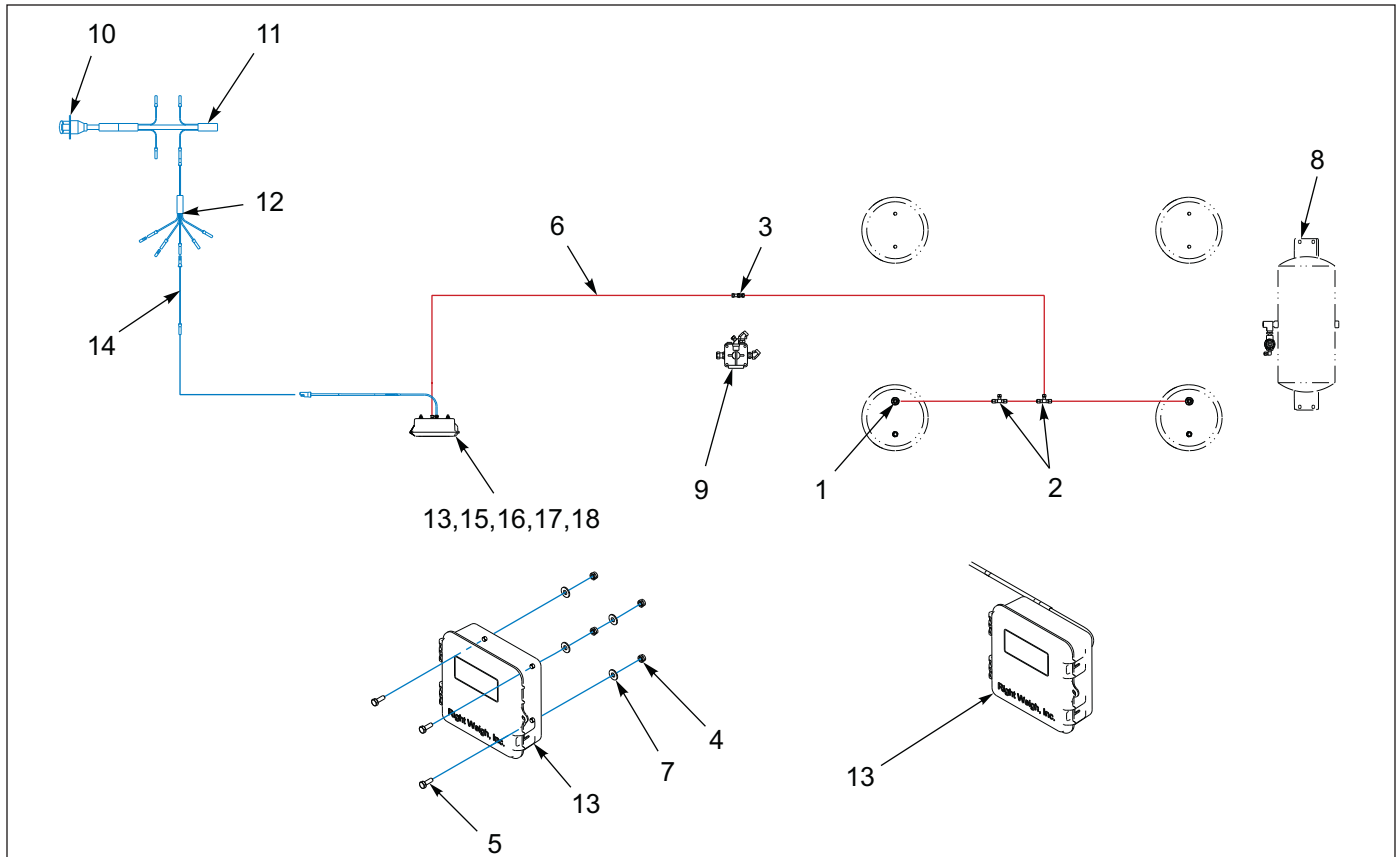


Figure 1-74: Air Digital Scale - Right Weigh System

Air Digital Scale - Right Weigh System

ITEM	PART NO.	DESCRIPTION	QTY.
	170470	SCALE INSTALLATION, RIGHT WEIGH SYSTEM	
	205742	SCALE INSTALLATION, RIGHT WEIGH SYSTEM W/ BLUETOOTH	
1	1-297-010007-11	FITTING AIR	2
2	1-297-010010-04	FITTING AIR UNION TEE	REF
3	1-297-010014-02	FITTING, AIR	1
4	1-512-010005-01	NUT HEX LOCK 1/4-20 GRB	REF
5	1-654-010047-04	SCREW, HEX HEAD CAP 1/4-20 X 3/4 GR5	24
6	1-833-010001	TUBING NYLON 1/4 OD	AR
7	1-861-010032-07	WASHER, FLAT 1/4	REF
8	-----	SUSPENSION, AIR RLU A/R	REF
9	141607	AIR BOOSTER VALVE ASSEMBLY (SEE PAGE 1-25)	REF
10	143100	HARNESS, 7 WAY RECEPTACLE	REF
11	143101	HARNESS, FRONT MAIN	REF
12	150093	HARNESS, 5 AUXILIARY BRANCHES	REF
13	170471	HARNESS ASSEMBLY, RIGHT WEIGH (USED W/ 170470)	1
13	205744	HARNESS ASSEMBLY, RIGHT WEIGH (USED W/ 205742)	1
14	3-368-010252	HARNESS ASSEMBLY, BULKHEAD LIGHT EXT	1
15	171159	DIGITAL SCALE (USED W/ 170470)	1
15	205747	DIGITAL SCALE W/ BLUETOOTH (USED W/ 205742)	1
16	171160	DIGITAL INSTALLATION KIT	1
17	171161	MOUNTING BOX, BRACKET, AND HARDWARE	1
18	1-297-010008-07	FITTING, AIR, 90 1/4 TUBE X 1/4 NPT	1

Bulkheads - Options

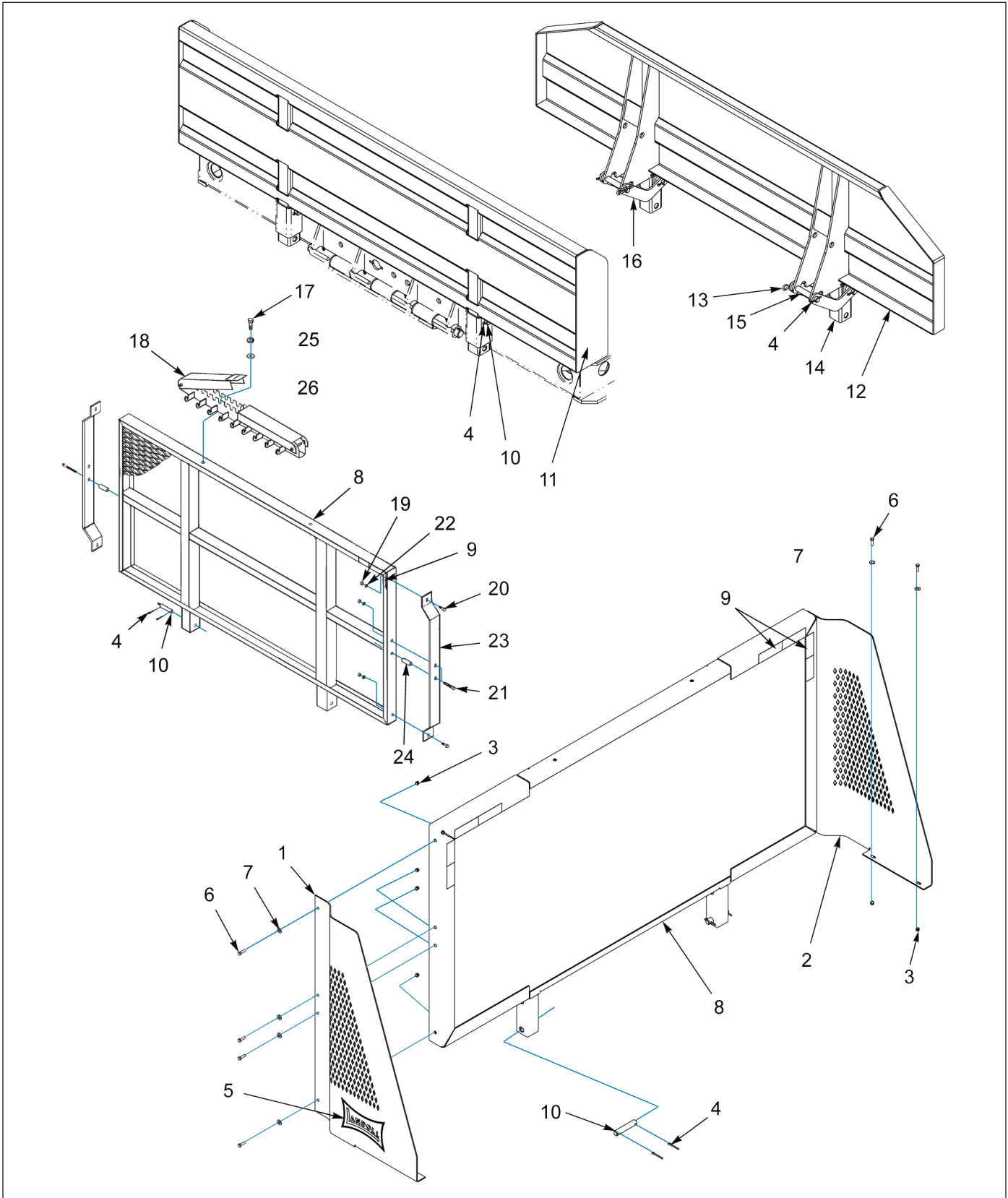


Figure 1-75: Bulkhead Options

Bulkhead Options

ITEM	PART NO.	DESCRIPTION	QTY.	
	128414	BULKHEAD INSTALLATION, 400 (ITEMS 1-10)	*	
	134616	BULKHEAD INSTALLATION 26 X 102 (ITEMS 4, 9-11)	*	
	136848	EXTENSION INSTALLATION 16/24 (ITEMS 4 & 12-16)	*	
	B7-141-003	BULKHEAD CHAIN RACK INSTALLATION (ITEMS 6-7 & 17-18)	*	
	3-141-010121-1	BULKHEAD INSTALLATION (ITEMS 4, 8-10 & 19-24)	*	
	130895	BULKHEAD INSTALLATION, SPECIAL (ITEMS 1-10)	*	
	216921	ACCESSORY RACK INSTALLATION 48 X 51-1/2		*
1	128137	EXTENSION, BULKHEAD ALUM LH	1	--
1	128153	EXTENSION, BULKHEAD LH	1	--
2	128138	EXTENSION, BULKHEAD ALUM RH	1	--
2	128152	EXTENSION, BULKHEAD RH	1	--
3	1-512-010005-05	NUT, HEX LOCK 3/8-16	12	--
4	1-557-010362-63	COTTER PIN 1/4 X 2	4	4
5	153754	DECAL, BOW TIE BLACK (SEE PAGE 1-3)	2	--
5	153755	DECAL, BOW TIE WHITE (SEE PAGE 1-3)	2	--
6	1-654-010051-06	SCREW, HEX HEAD CAP 3/8-16 X 1-1/4 GR5	12	--
7	1-861-010032-11	WASHER, FLAT 3/8	12	--
8	3-141-010155	BULKHEAD WELDMENT 48 X 96	1	--
8	130896	BULKHEAD WELDMENT, SPECIAL (USED W/ 130895)	1	--
9	3-573-010378	DECAL, 2" REFLEXITE TAPE, WHITE	AR	49 IN
10	6-557-010163	PIN HITCH LEVEL LINK	2	3
11	134608	BULKHEAD WELDMENT 26 X 102	1	--
12	136849	BULKHEAD WELDMENT 16/24 X 102 2 POS	1	--
13	1-557-010014	PIN, HAIR 1/4	2	--
14	3-482-010249	MOUNT WELDMENT BULKHEAD	2	--
15	3-557-010380	PIN	6	--
16	3-755-010080	SUPPORT WELDMENT, BULKHEAD	2	--
17	1-861-010034-11	WASHER, SPLIT LOCK 3/8	2	--
18	3-141-010008	CHAIN HANGER, LOCKING CHANNEL ASSEMBLY	1	--
19	1-512-010005-09	NUT, HEX LOCK 1/2-13 GRB	6	--
20	1-654-010055-03	SCREW, HEX HEAD CAP 1/2-13 X 1-1/2 GR5	4	--
21	1-654-010055-13	SCREW, HEX HEAD CAP 1/2-13 X 4 GR5	2	--
22	1-861-010032-15	WASHER, FLAT 1/2W	6	--
23	3-054-010101	BAR, SIDE 48" BULKHEAD 102"	2	--
24	3-711-010025	SPACER, 48" BULKHEAD	2	--
25	216920	ACC. RACK WLDMT 48 X 51-1/2	--	1

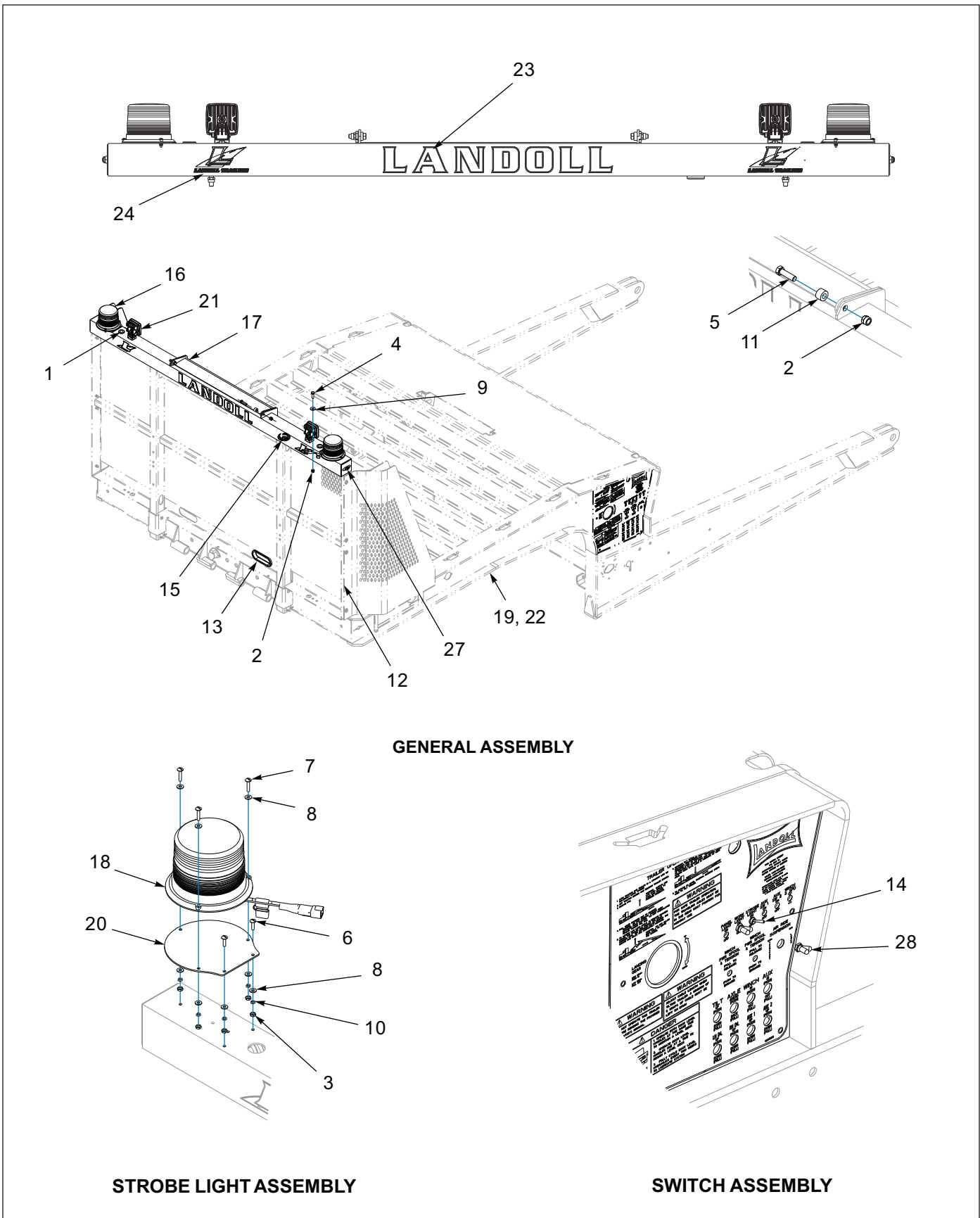


Figure 1-76: Bulkhead - Chain Rack Lights General Assembly

Bulkhead - Chain Rack Lights General Assembly

ITEM	PART NO.	DESCRIPTION	QTY.	
	214408	BULKHEAD CHAIN RACK S/T/T WL	*	
	214409	BULKHEAD CHAINRACK S/T/T WL BC		*
1	1-343-010006	GROMMET	2	2
2	1-512-010005-09	NUT,HEX,SLFLKG, 1/2-13 GRB	4	4
3	1-512-010007-03	NUT, HEX 10-24	--	10
4	1-654-010055-03	SCREW,HEX CAP,1/2-13UNCX1-1/2	2	2
5	1-654-010055-04	SCREW,HEX CAP,1/2-13UNCX1-3/4	2	2
6	1-656-010003051	SCREW,RH HD MACH 10-24X3/4	--	4
7	1-656-010003053	SCREW RD HD MACH 10-24X1	--	6
8	1-861-010032-03	WASHER, FLAT #10 ZP/CD	--	16
9	1-861-010032-15	WASHER, FLAT 1/2 W ZP/CD	2	2
10	1-861-010034-07	WASHER,LKG,HLCL SPR, NO 10	--	10
11	125799	SPACER, 10D X 1/2 ID X .632	2	2
12	3-141-010155	BULKHEAD WLDMT, 48X96, ENG PKG	REF	REF
13	143114	GROMMET OVAL GROTE	1	1
14	150117	SWITCH ASSY LIGHT GROTE	REF	REF
15	153102	GROMMET MOUNT 2-5/16" GROTE	1	1
16	163996	LIGHT,12V SQUARE LED FLOOD	REF	REF
17	167975	LID WLDMT CHAIN BINDER	1	1
18	184501	STROBE LIGHT DEUTSCH CONN	--	REF
19	186901	GOOSENECK WLDMT, US 400	REF	REF
20	187863	LIGHT YEL LED.75CL/MK CLEAR CB	REF	REF
21	191545	PLATE BEACON MOUNTING	--	2
22	193456	DECAL LANDOLL 28-5/16 X 3-7/32	1	1
23	81264	RUBBER BOOT FOR ELECT SWITCH	1	2
24	191811	TUBE WLDMT BHD TPPR 3/4 IN. DIA.	REF	REF
25	191872	WLDMT G/N 400A HD	REF	REF
26	196765	DECAL HIGHWAY L	REF	REF
27	213295	LIGHT S/T/T RED CLEAR LENS GROTE	REF	REF
28	213296	FLANGE CHROME FLAT OBLONG	REF	REF
29	213297	LIGHT YEL LED .75CL/MK CLEAR CB	REF	REF

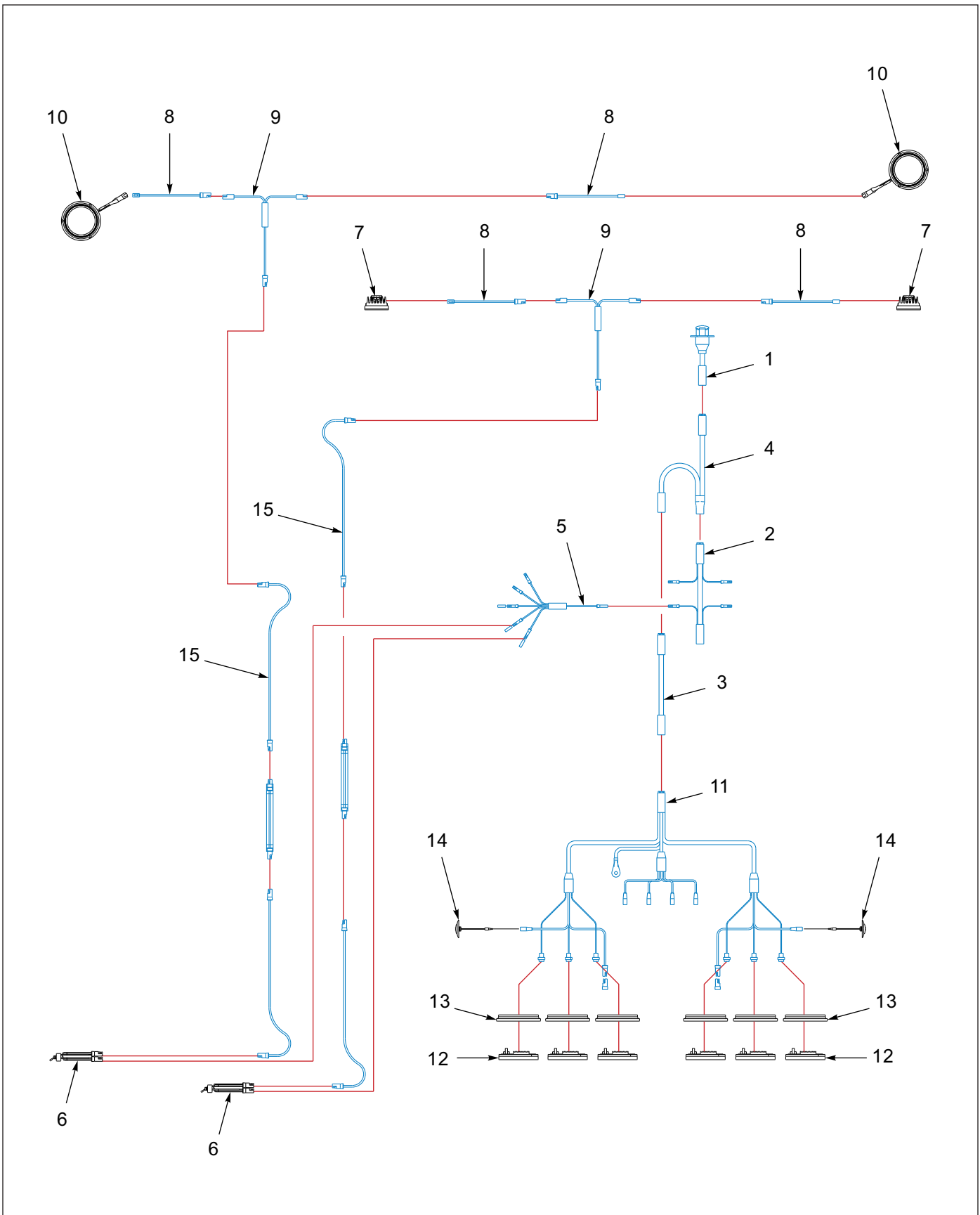


Figure 1-77: Bulkhead - Chain Rack Lights Electrical System

Bulkhead - Chain Rack Lights Electrical System

ITEM	PART NO.	DESCRIPTION	QTY.	
	214408	BULKHEAD CHAIN RACK S/T/T WL (REF. ONLY)	*	
	214409	BULKHEAD CHAINRACK S/T/T WL BC (REF. ONLY)	*	
1	143100	HARNESS 7WAY RECP GROTE	REF	REF
2	143101	HARNESS FRONT MAIN GROTE	REF	REF
3	143167	HARNESS EXT 84 IN GROTE	1	1
4	146929	HARNESS Y SPLITTER GROTE	1	1
5	150093	HARNESS 5 AUX BRANCHES GROTE	REF	REF
6	150117	SWITCH ASSY LIGHT GROTE	REF	REF
7	163996	LIGHT,12V SQUARE LED FLOOD	2	2
8	164052	HARNESS,60"BRANCH,WORK LIGHT	REF	REF
9	169853	HARNESS T PWR BRANCH	REF	REF
10	184501	STROBE LIGHT DEUTSCH CONN	REF	REF
11	187859	HARNESS BUMPER MICRONOVA GROTE	1	1
12	213295	LIGHT CLEAR LENS S/T/T	6	6
13	213296	FLANGE CHROME FLAT OBLONG	6	6
14	213297	LIGHT YEL CLEAR LENS MKR	2	2
15	3-368-010252	HARNESS ASSY BKHD LIGHT EXT	REF	REF
16	43029	HOSE WRAP AEROQUIP 1/4 (NOT SHOWN)	REF	REF

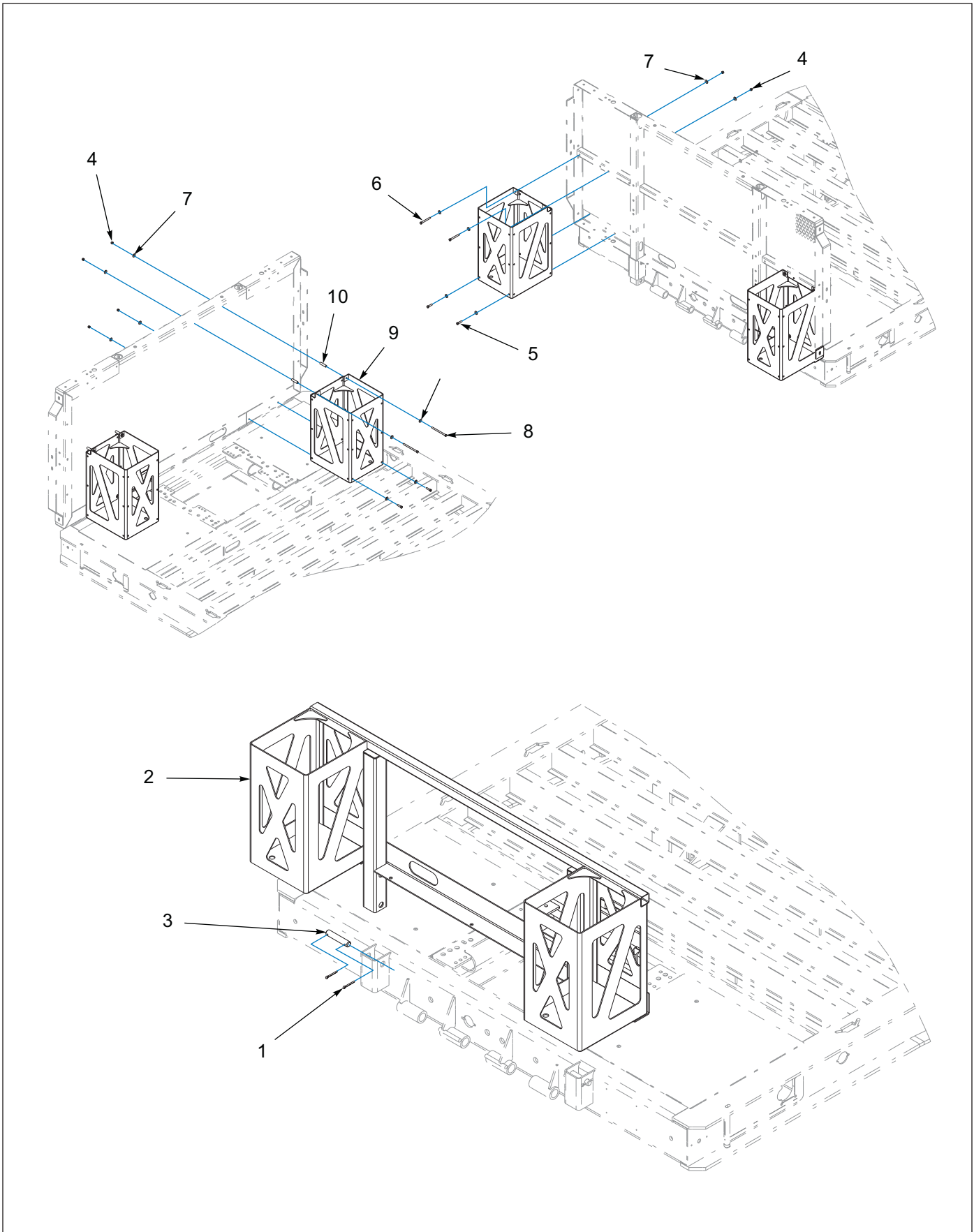


Figure 1-78: Bulkhead Installation - Special

Bulkhead Installation - Special

ITEM	PART NO.	DESCRIPTION	QTY.		
	204075	PROPANE TANK BRACKET BOLT-ON	*		
	204095	PROPANE TANK BRACKET, FRONT MNT		*	
	204096	PROPANE TANK BRACKET, REAR MNT			*
1	1-557-010362-63	PIN COTTER, 1/4 X 2	4	--	--
2	204076	PROPANE TANK HOLDER WELDMENT	1	--	--
3	6-557-010163	PIN HITCH LEVELING LINK	2	--	--
4	1-512-010005-05	NUT, HEX, SLFLKG, 3/9-16 UNC, GRB	--	4	4
5	1-654-010051-07	SCREW, HEX, 3/8-16UNCX1-1/2, GR5	--	2	2
6	1-654-010051-15	SCREW, HEX, 3/8-16UNCX3-1/2, GR5	--	2	--
7	1-861-010032-11	WASHER, FLAT, ZP/CD, 3/8W	--	8	8
8	139603	SCREW, HEX CAP, 3/8-16 X 5-1/2 GR5	--	--	2
9	204089	PROPANE TANK HLDR WLDMT BLT-ON	--	1	1
10v	204094	TUBE, ROUND, .5625 OD X .397 ID X 2.25	--	--	2

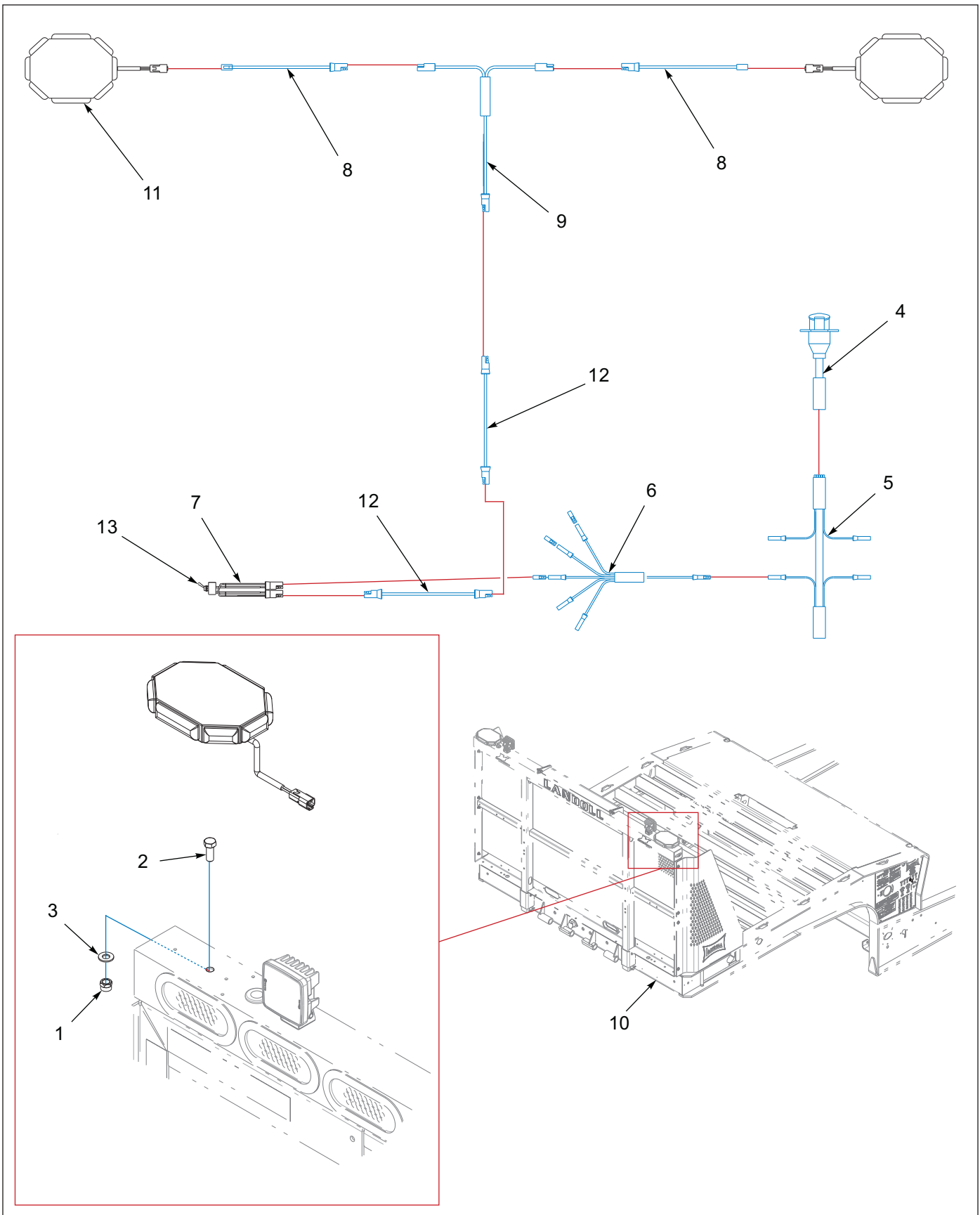


Figure 1-79: Towmate Strobe Installation

Towmate Strobe Installation

ITEM	PART NO.	DESCRIPTION	QTY.
	215522	BLKHD TWMT 360 STROBE INSTALLATION	
1	1-512-010005-09	NUT,HEX, SLFLKG, I/ 2-13 UNC,GRB	2
2	1-654-010055-02	SCREW. HEX, 1/2-1 3U CXI-I/4 GR5	2
3	1-861-010032-14	WASHER,FLAT,Z P/CD I /ZN	2
4	143100	HARNESS 7WAY RECP GROTE	REF
5	143101	HARNESS FRON T MA IN GROTE	REF
6	150093	HARNESS 5 AUX BRANCHES GROTE	REF
7	150117	TOGGLE SWITC SEALED S.P.S.T.	1
8	164052	HARNESS 60 IN. BRANCH WORK LIGHT	2
9	169853	HARNESS JUMPER T-POWER	1
10	3-141-010155	BULKHEAD WLDMT, 48X96, ENG PKG	REF
11	215521	TOWMATE MINI 60 LE D STROBE	2
12	3-368-010252	HARNESS ASSY BKHD LIGHT EXT	2
13	81264	RUBBER BOOT FOR ELECT SWITCH	1

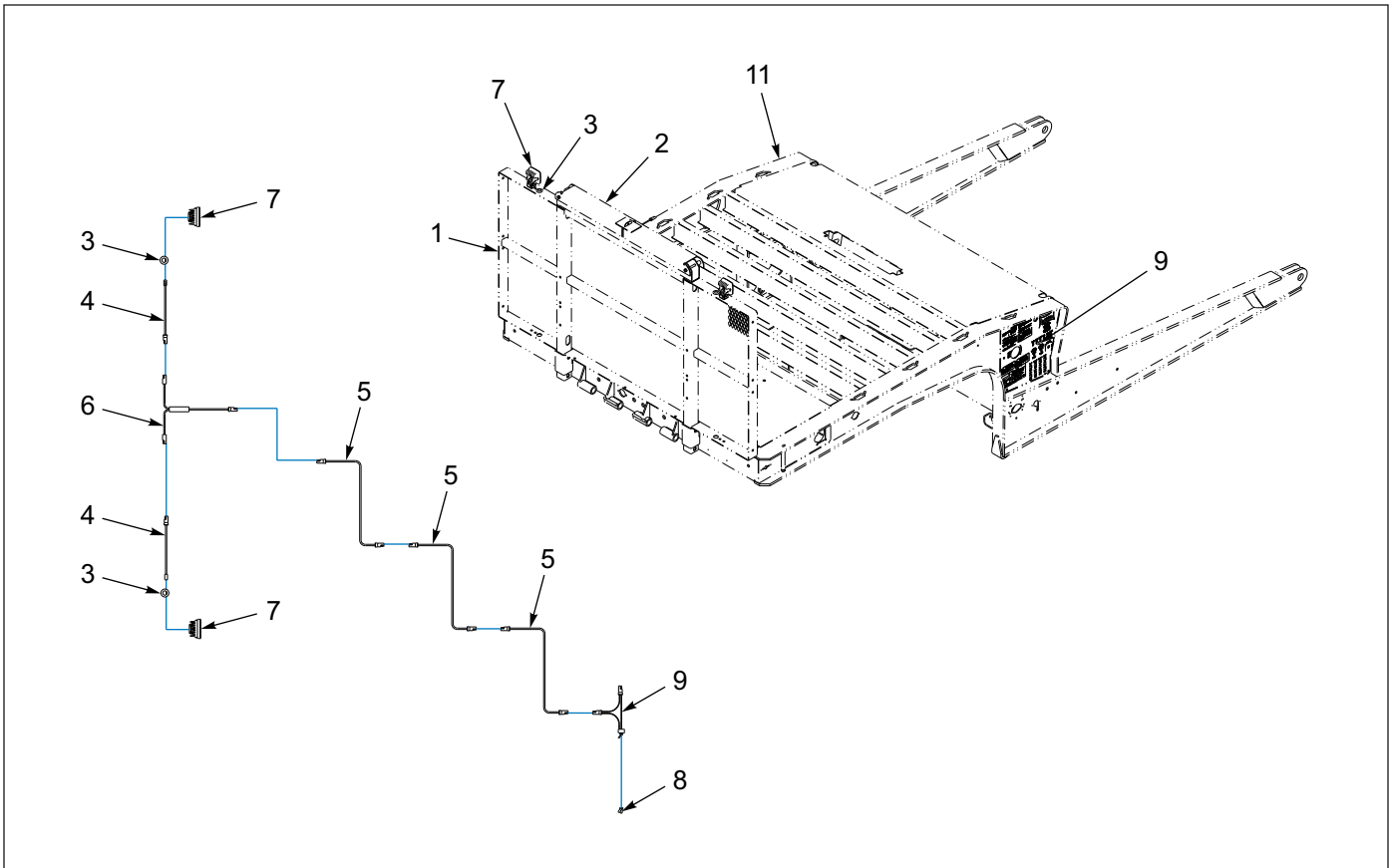


Figure 1-80: Bulkhead - Work Light Installation

Bulkhead - Work Light Installation

ITEM	PART NO.	DESCRIPTION	QTY.	
	191813	WORK LIGHT INSTL, BULKHEAD	*	
	191814	WORK LIGHT HD INSTL, BULKHEAD	*	
1	3-141-010155	BULKHEAD WELDMNT	REF	REF
2	B7-141-003	CHAIN RACK INSTALLATION	REF	REF
3	1-343-010006	GROMMET	2	2
4	164052	HARNESS, 60" BRANCH WORK LIGHT	2	2
5	3-368-010252	HARNESS ASSEMBLY, BULKHEAD LIGHT EXTENSION	2	3
6	169853	HARNESS, JUMPER T-POWER	1	1
7	163996	LIGHT LED WHITE FLOOD LAMP	2	2
8	81264	RUBBER BOOT FOR ELECT SWITCH	1	1
9	150117	TOGGLE SWITCH SEALED SPST	1	1
10	1-822-010002	TRIM LOCK 3/16 (NOT SHOWN)	4	4
11	186901	WLDMT, GOOSENECK, US 400	REF	REF

Bumpers - Options

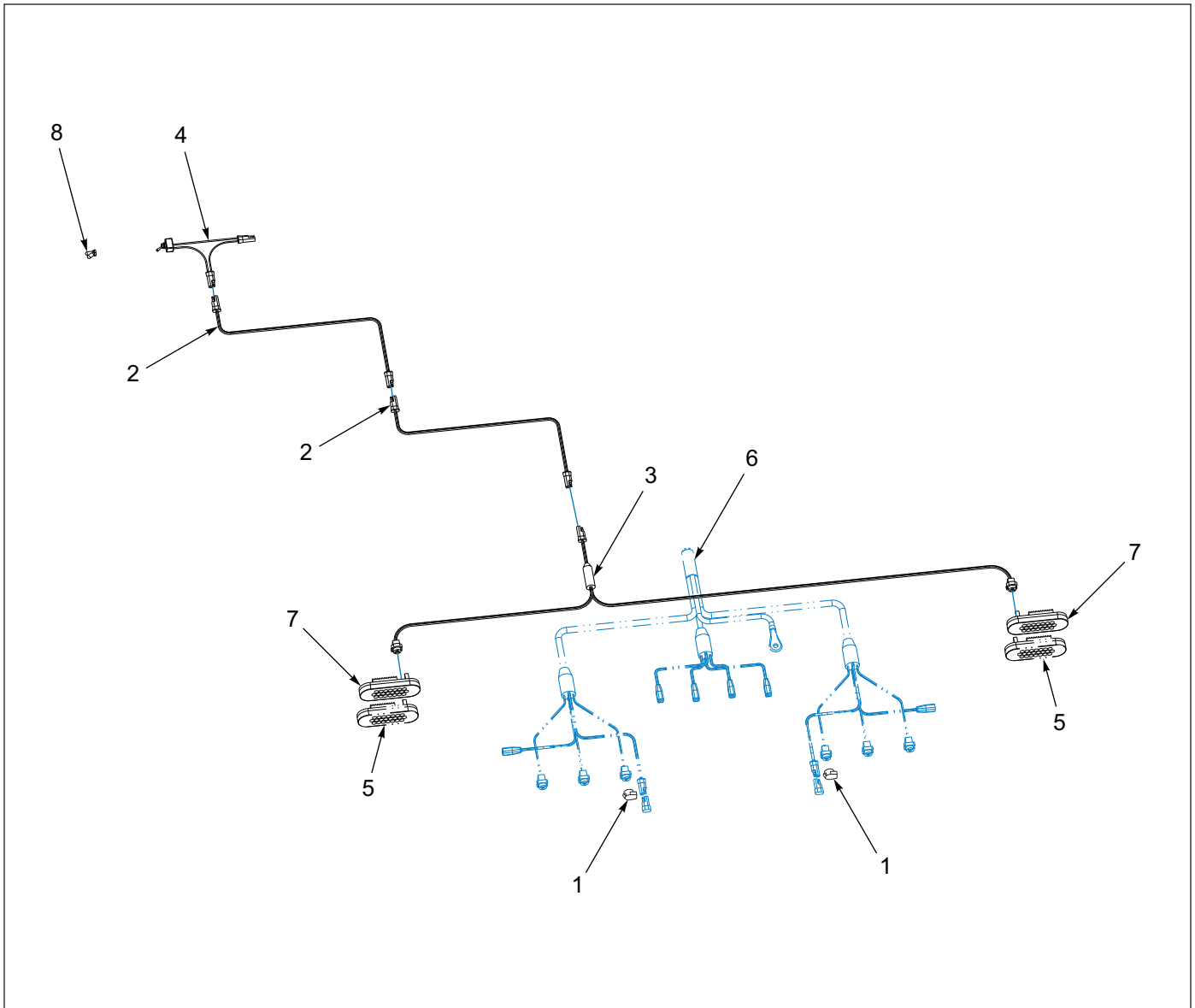


Figure 1-81: Bumper - Strobe Installation - Option

Bumper - Strobe Installation - Option

ITEM	PART NO.	DESCRIPTION	QTY.
	191834	STROBE INSTL BUMPER GROTE	
1	144608	DUMMY PLUG FOR FEMALE PLUG	2
2	150111	HARNESS 300 IN MALE.FEMALE	2
3	150114	HARNESS BUMPER STROBE GROTE	1
4	150117	SWITCH ASSY LIGHT GROTE	1
5	179902	LIGHT S/T/T RED CLEAR LENS GRT	2
6	187859	HARNESS BUMPER MICRONOVA GROTE	REF
7	187869	LIGHT STROBE YEL CLEAR LENS GR	2
8	81264	RUBBER BOOT FOR ELECT SWITCH	1
9	191835	STROBE INSTALLATION KIT (NOT SHOWN)	REF

Electrical Installation - Options

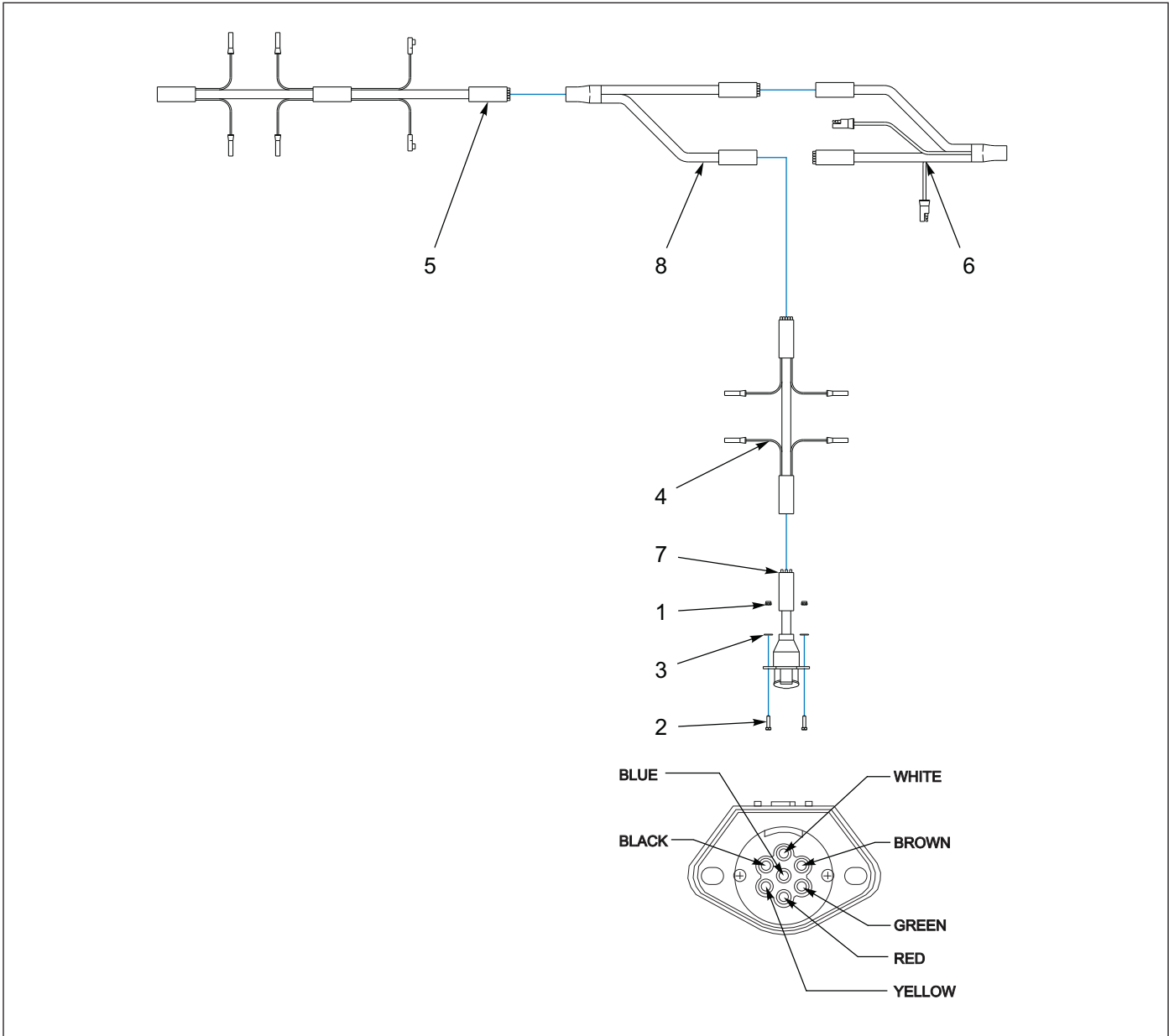


Figure 1-82: 7-Way Electrical Installation

7-Way Electrical Installation

ITEM	PART NO.	DESCRIPTION	QTY.
	148585	7-WAY ELECTRICAL INSTALLATION	
1	1-512-010005-01	NUT, HEX LOCK 1/4-20 GRB	2
2	1-654-010047-06	SCREW, HEX HEAD CAP 1/4-20 X 1 GR5	2
3	1-861-010032-07	WASHER, FLAT 1/4W	2
4	143101	HARNESS, FRONT MAIN	1
5	143102	HARNESS, BED MAIN	REF
6	143103	HARNESS, E-CHAIN	REF
7	146897	HARNESS, 7-WAY RECEPTACLE MAIN	1
8	146929	HARNESS, Y SPLITTER	1

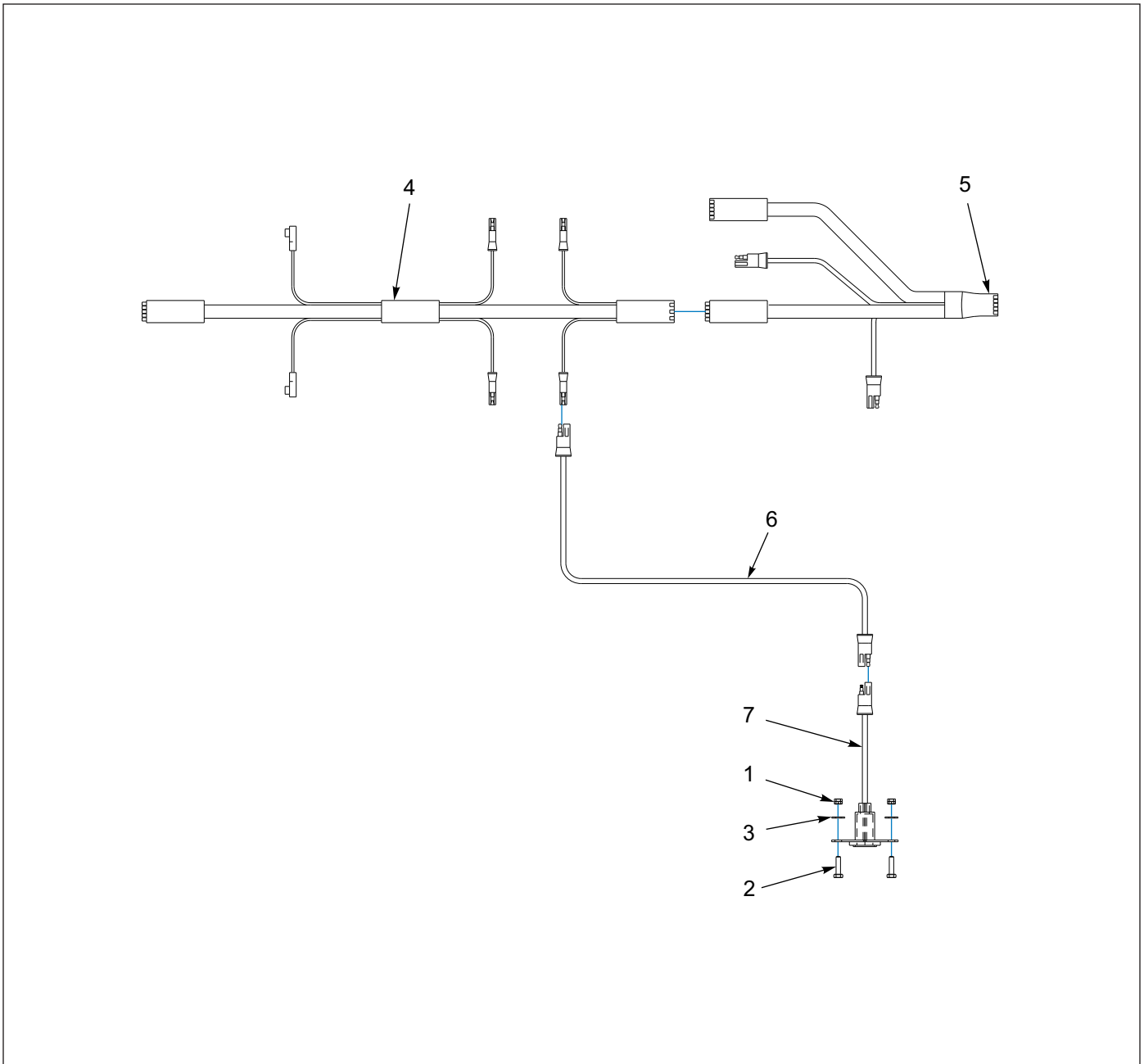


Figure 1-83: Rear Side Electrical Outlet Installation

Rear Side Electrical Outlet Installation

ITEM	PART NO.	DESCRIPTION	QTY.
	145538	ELECTRICAL OUTLET, REAR SIDE	
1	1-512-010005-01	NUT, HEX LOCK 1/4-20 GRB	2
2	1-654-010047-06	SCREW, HEX HEAD CAP 1/4-20 X 1 GR5	2
3	1-861-010032-07	WASHER, FLAT 1/4W	2
4	143102	HARNESS, BED MAIN GROTE	REF
5	143103	HARNESS, E-CHAIN GROTE	REF
6	150111	HARNESS 300"	1
7	150116	HARNESS/RECEPTACLE ASSEMBLY	1

Engines - Options

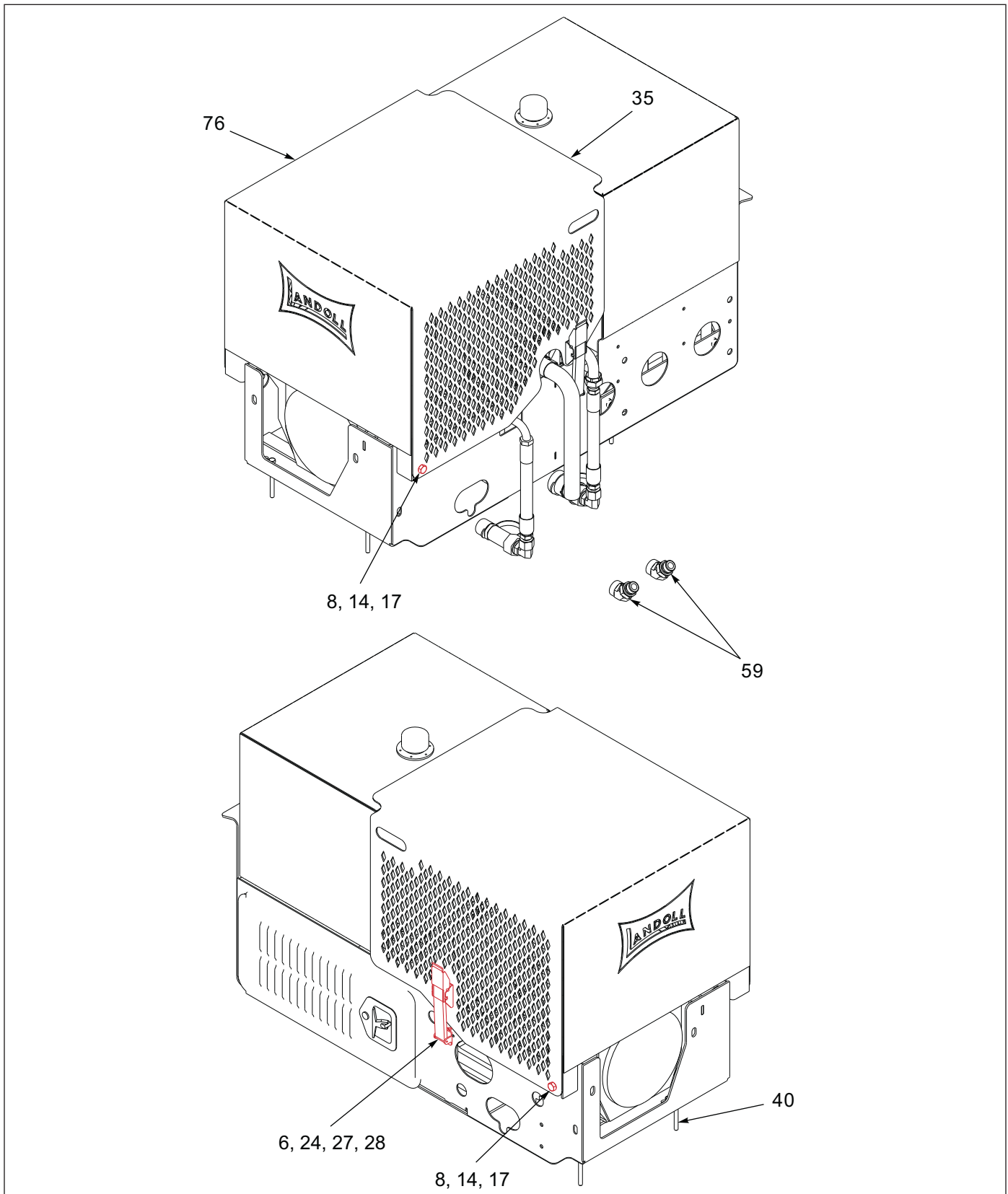


Figure 1-84: Engine - 25 HP Upper Deck Package (1 of 4)

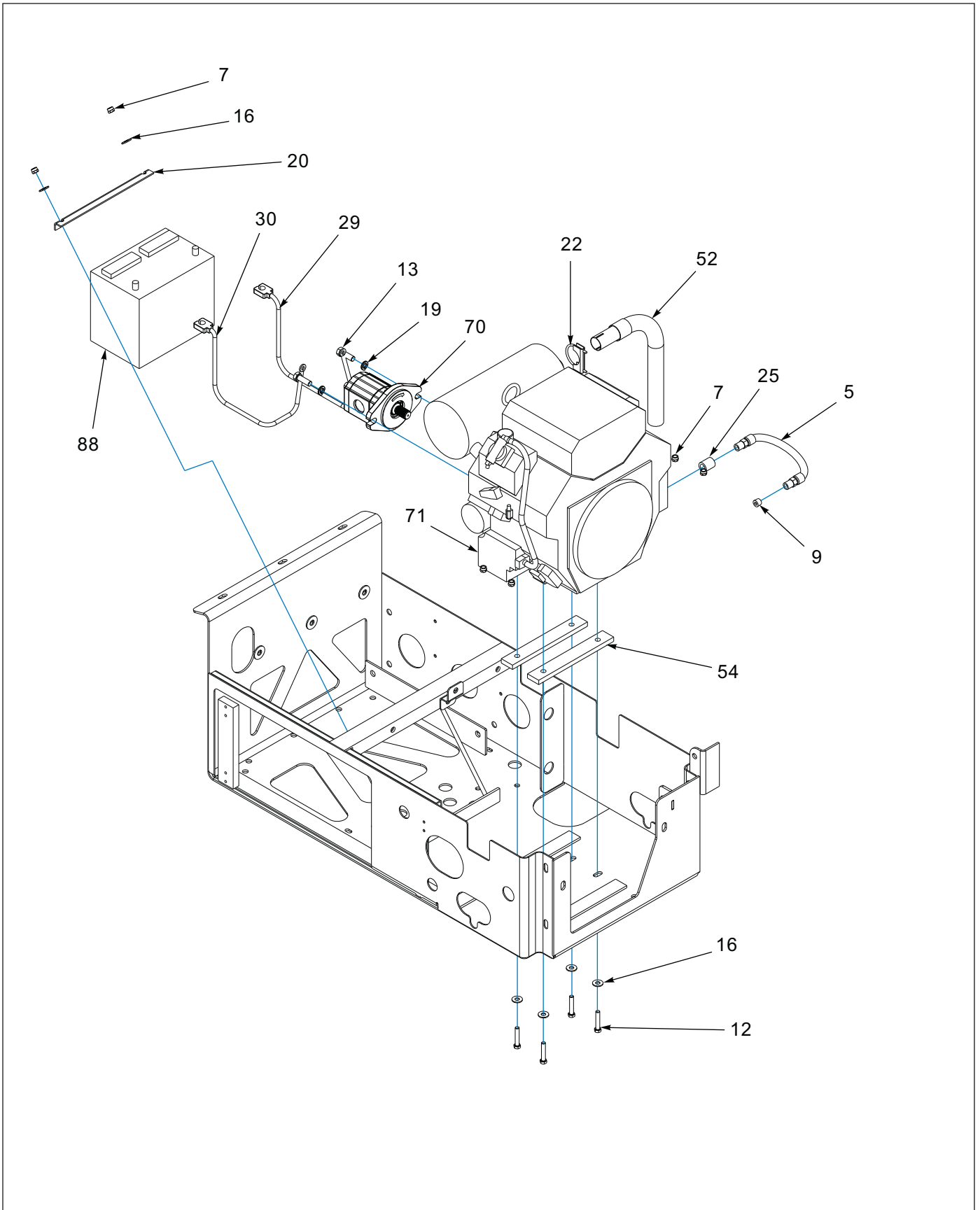


Figure 1-85: Engine - 25 HP Upper Deck Package (2 of 4)

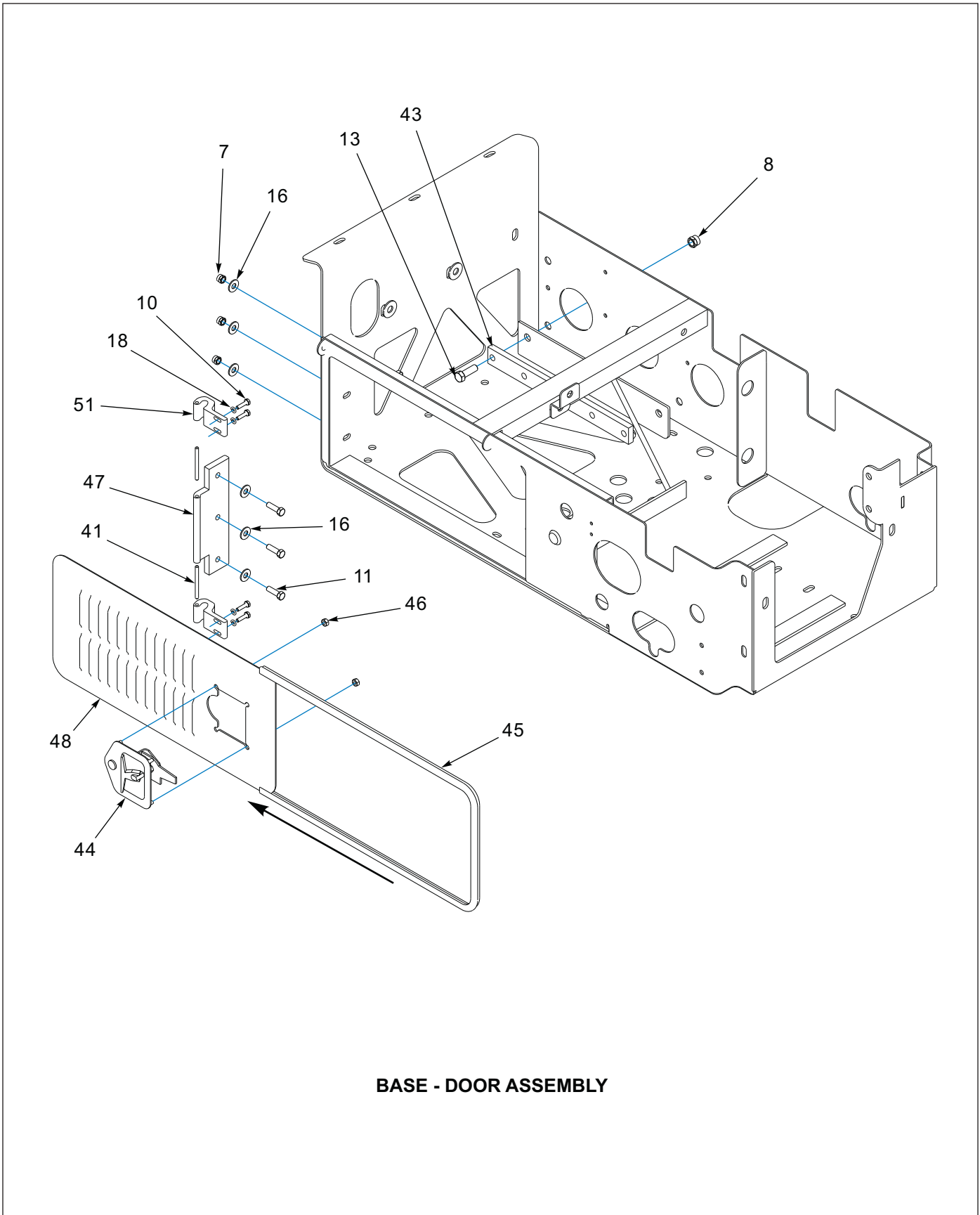
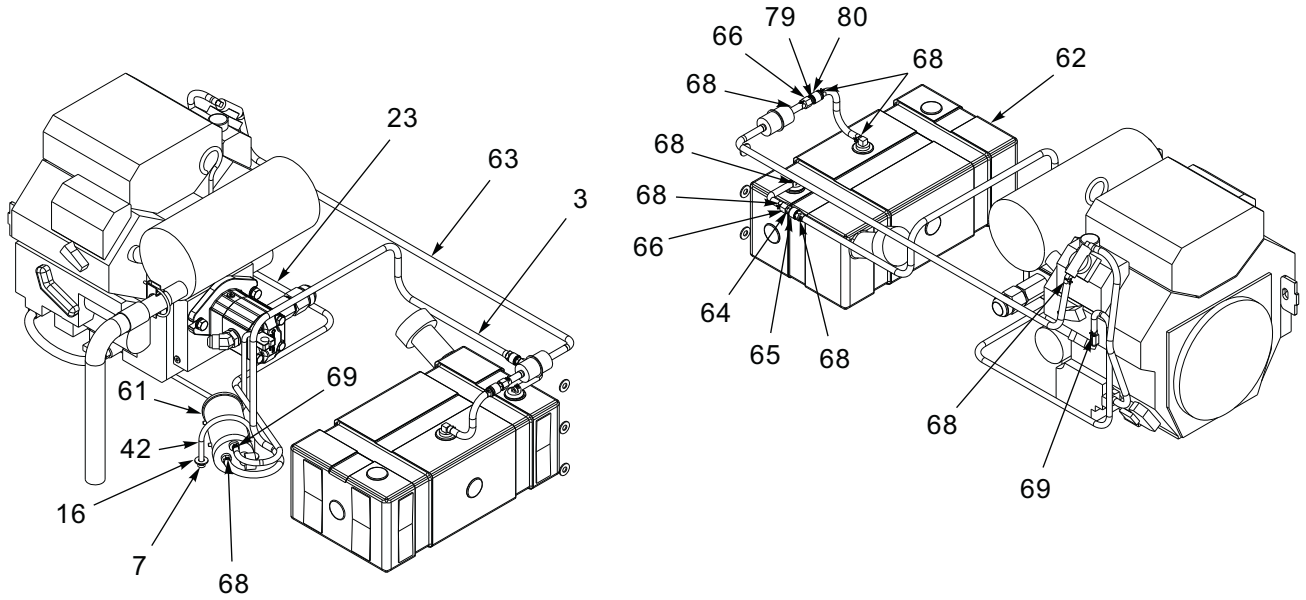


Figure 1-86: Engine - 25 HP Upper Deck Package (3 of 4)



FUEL SYSTEM INSTALLATION

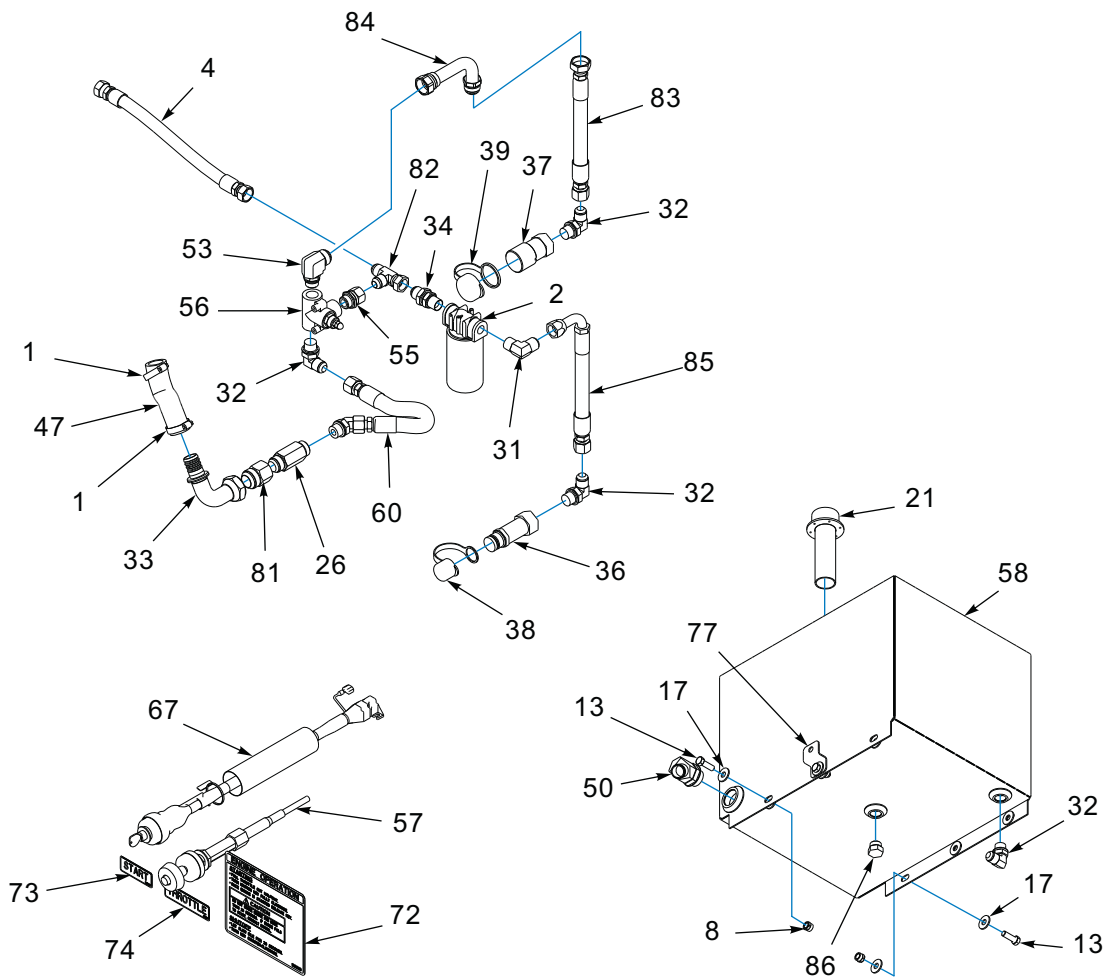


Figure 1-87: Engine - 25 HP Upper Deck Package (4 of 4)

Engine - 25 HP Upper Deck Package

ITEM	PART NO.	DESCRIPTION	QTY.
	189360	ENGINE PACKAGE, 25HP EFI, U/D	
	189360FI	FIELD INSTL ENG PKG, 25 HP EFI, U/D	
1	1-181-010046-7	CLAMP,HOSE 1-1/16 TO 2DIA #24	2
2	1-295-010001	FILTER, RETURN LINE	1
3	1-316-010013	HOSE,1/4 LOW PRESSURE FUEL	5
4	1-397-010304018	HOSE ASSY,3/4X18,SAE37,STR-ST	1
5	1-397-010312032	HOSE ASSY,3/8X32,3/8 MPT ENDS	1
6	1-512-010004-03	NUT,HEX,SLFLK 10-24UNC, GRA	8
7	1-512-010005-05	NUT, HEX, SLFLKG GRB 3/8-16	15
8	1-512-010005-09	NUT,HEX,SLFLKG, 1/2-13 GRB	10
9	1-560-010002-03	PLUG, PIPE, 3/8NPTF	1
10	1-654-010047-06	SCREW,HX CP 1/4-20UNCX1 GR5	4
11	1-654-010051-06	SCREW,HEX CAP 3/8-16UNCX1-1/4	3
12	1-654-010051-09	SCREW,HEX CAP,3/8-16UNCX2 GR5	6
13	1-654-010055-03	SCREW,HEX CAP,1/2-13UNCX1-1/2	10
14	1-654-010055-13	SCREW,HEX CAP,1/2-13UNCX4 GR5	2
15	1-822-010002	TRIM-LOK 3/16 (NOT SHOWN)	6
16	1-861-010032-11	WASHER, FLAT 3/8 W ZP/CD	22
17	1-861-010032-15	WASHER, FLAT 1/2 W ZP/CD	20
18	1-861-010034-09	WASHER, LKG HLCL SPR, 1/4	4
19	1-861-010034-13	WASHER, LKG HLCL SPR, 1/2	2
20	3-120-010124	BATTERY CLAMP BRKT	1
21	3-162-010001	FILLER BREATHER STRAINER ASSY	1
22	3-182-010028	CLAMP MUFFLER	1
23	3-316-010008	3/16 ID FUEL HOSE	3
24	3-443-010018	LATCH,FLEX DRAW,LEVER ASSIST	2
25	3/8P COUPL	3/8 BLK PIPE COUPLING	1
26	40-0667-02	ELBOW,45,,ST-37 12-12	1
27	110-0116	SCREW RD HD CAP 10-24X3/4	8
28	110-0253	WASHER,FLAT 3/16 STD	8
29	514-9045-30	CABLE ASSY BATTERY	1
30	514-9073-30	CABLE ASSY BATTERY	1
31	2024-12-12S	ADAPTER 90 3/4MPT X3/4M JIC	1
32	2062-12-12S	ADAPTER,90,#12 O-RINGX#12TUBE	5
33	2215-16-20S	ADAPTER-16JIC-20JIC STR	1
34	2240-12-12S	ADAPTER,BLKHD,3/4NPT-3/4TBE	1
35	10030	SEAL,BAR STOCK-NEOPRENE SPNG	2
36	105479	COUPLER FLAT FACE MALE NOSE	1
37	105480	COUPLER FLAT FACE FEMALE BODY	1
38	105481	COUPLER DUST CAP MALE	1
39	105482	COUPLER DUST CAP FEMALE	1
40	108295	SCREW,HX CP 3/8-16UNCX4 GR5	2
41	108601	PIN, DOOR HINGE	2
42	110578	U-BOLT, 3/8-16 x 3-1/8 x 4-1/8	1
43	113856	MOUNT,ENG ISOLATOR,KOHLERCH25	1
44	114814	LATCH FOLDING T LOCKABLE	1
45	114815	SEAL, SPONGE RUBBER TRIM	5
46	115877	NUT HVY HEX 1/4-20 GR5	4

Engine - 25 HP Upper Deck Package

ITEM	PART NO.	DESCRIPTION	QTY.
47	116326	HINGE,BASE MNT, COM ENG PKG	1
48	116328	MOUNT,DOOR WLDMT,COM ENG PKG	1
49	116330	FITTING 1.25F 37-1.25 BARB 90	1
50	117873	FITTING,1.63-12 SAE-1 25H/B45	1
51	119206	HINGE, DOOR ENG DRV, 25HP	2
52	119445	EXHAUST EXT WLDMT 25HP E/P	1
53	120384	ADAPTER,#16JICX#12ORB,90ELB (ONLY BEFORE 11/2018)	1
54	120659	ISOLATOR, KOHLER 25HP MOUNT	2
55	120660	ADAPTER #12-O/RFEM-12#FL M	1
56	120661	VALVE,HYD PRES,#12SAE,2500P	1
57	128774	CABLE, THROTTLE 40'	1
58	129264	HYD TANK WLDMT, 30G E/P	1
59	138209	ADAPTER HYD 45#12 MALE-FEMORB	2
60	143850	HOSE ASSY 3/4X35OAL #12F JIC	1
61	166766	CARBON CANISTER,FUEL TANK,GAS	1
62	169531	TANK,FUEL PLSTC,6 GAL,LOW PERM	1
63	169532	HOSE, FUEL,1/4 LOW PERM, CARB	5
64	170109	FITTING,1/4MPT TO MALE QD,FORC	1
65	170110	FITTING,5/16BARB TO FE QD,FORC	1
66	173860	FITTING,1/4 HOSE BARBX1/4 FNPT	2
67	178428	SWITCH/HARNESS ASSY KOHLER UD	1
68	178638	SPRING CLAMP, 1/2"OD FUEL HOSE	8
69	179090	SPRING CLAMP,7/16"OD FUEL HOSE	2
70	186811	PUMP HYDRAULIC GEAR 0.77CID	1
71	189308	ENGINE,KOHLER,25HP,EFI,PUMP	1
72	189309	DECAL,EFI ENG PKG INSTR	1
73	189310	DECAL, START, ENG PKG	1
74	189311	DECAL, THROTTLE, ENG PKG	1
75	189361	WLDMT,ENG PKG MT, 25HP EFI (NOT SHOWN)	1
76	189364	WLDMT,HOOD,ENG PKG,25HP EFI	1
77	189369	PLATE,FUEL HOSE CLAMP	1
78	193904	HOSE, 1-1/4 X 7-1/2, SUCTION	1
79	170111	FITTING,1/4MPT TO MALE QD,SUZU (BEFORE 10-1-16)	1
79	202225	FITTING 1/4 MNPT/MALE QD (AFTER 10-1-16)	1
80	170112	FITTING,5/16BARB TO FE QD,SUZU (BEFORE 10-1-16)	1
80	202226	FITTING5/16 HOSEBARB/FEMALE QD (AFTER 10-1-16)	1
81	202713-16-16S	ADAPTER-160-RING-16JIC STR	1
82	203102-12-12S	ADAPTER,TEE, #12, SAE37 SWIVL	1
83	1-397-010304060	HOSE ASSY 3/4 X 60, SAE37, STR-STB	1
84	205710	ADAPTER, 37-37 JIC, 90, 16S (ONLY BEFORE 11/2018)	1
85	205712	HOSE ASSY 3/4 X 60,#12 SAE 37	1
86	900598-12S	PLUG, O-RING BOSS #12	1
87	1410792	OIL, ENGINE 10W-30	0.5
88	2481X	BATTERY 12 VOLT (USED W/ 189360)	1
89	2481X DRY	BATTERY,248IX, NO ACID (USED W/ 189360FI)	1
90	199105	FUEL FILTER KOHLER, 25-050-42-S (NOT SHOWN)	1
91	210377	FUEL PUMP KOHLER (NOT SHOWN)	1
92	10109	DECAL, HYDRAULIC FLUID ONLY (NOT SHOWN)	REF
93	218046	DECAL, GASOLINE ONLY (NOT SHOWN)	REF

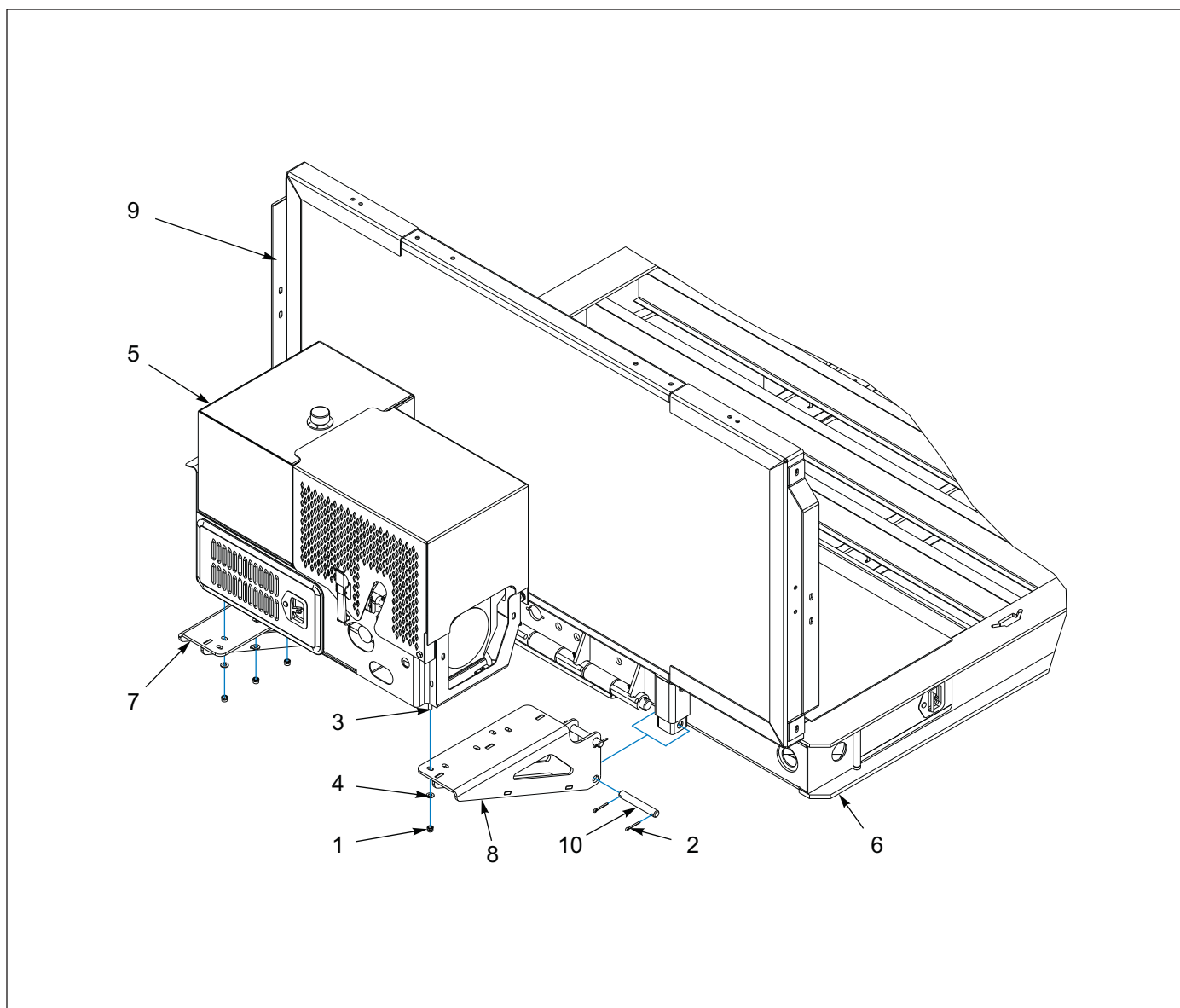


Figure 1-88: Engine - Front Mount Extension Package Installation

Engine - Front Mount Extension Package Installation

ITEM	PART NO.	DESCRIPTION	QTY.
	147471	FRONT EXTENSION ENGINE PKG MOUNT INSTALLATION	
1	1-512-010005-09	NUT, HEX LOCK 1/2-13 GRB	5
2	1-557-010362-63	PIN, COTTER 1/4 X 2	8
3	1-654-010055-03	SCREW, HEX HEAD CAP 1/2-13 X 1-1/2 GR5	5
4	1-861-010032-14	WASHER, FLAT 1/2N	10
5	123166	ENGINE PKG 25 HP U/D (SEE PAGE 1-142)	REF
6	----	FRAME ASSEMBLY, G/N	REF
7	147468	BRACKET WELDMENT, RH ENG MOUNT	1
8	147469	BRACKET WELDMENT, LH ENG MOUNT	1
9	3-141-010121-2	BULKHEAD INSTALLATION (SEE PAGE 1-128)	REF
10	3-557-010380	PIN, 1 X 6-7/8	4

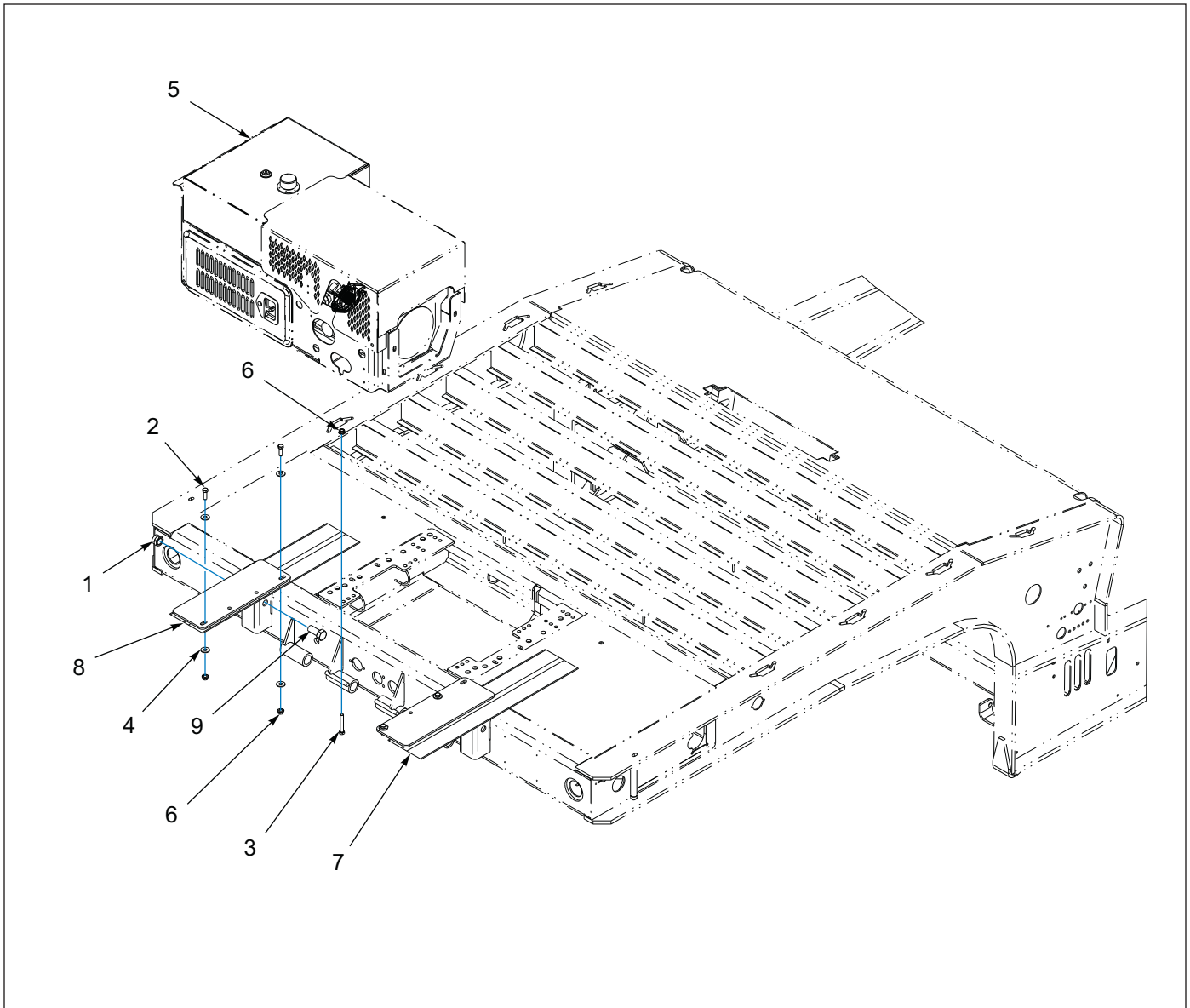


Figure 1-89: Engine - Front Mount Installation

Engine - Front Mount Installation

ITEM	PART NO.	DESCRIPTION	QTY.
	136580	FRONT MOUNT ENGINE INSTALLATION	
1	1-512-010005-19	NUT, HEX LOCK 1-8 GRB	2
2	1-654-010055-03	SCREW, HEX HEAD CAP 1/2-13 X 1-1/2 GR5	4
3	1-654-010055-10	SCREW, HEX HEAD CAP 1/2-13 X 3-1/4 GR5	2
4	1-861-010032-15	WASHER, FLAT 1/2W	8
5	123166	ENGINE PACKAGE 25 HP U/D (SEE PAGE 1-142)	REF
6	124971	NUT, FLANGE HEAD SPIRALLOCK 1/2-13	6
7	136581	MOUNT WELDMENT LH FRONT ENGINE PACKAGE	1
8	136582	MOUNT WELDMENT RH FRONT ENGINE PACKAGE	1
9	137943	SCREW, HEX HEAD CAP 1-8 X 2-1/4 GR5	2

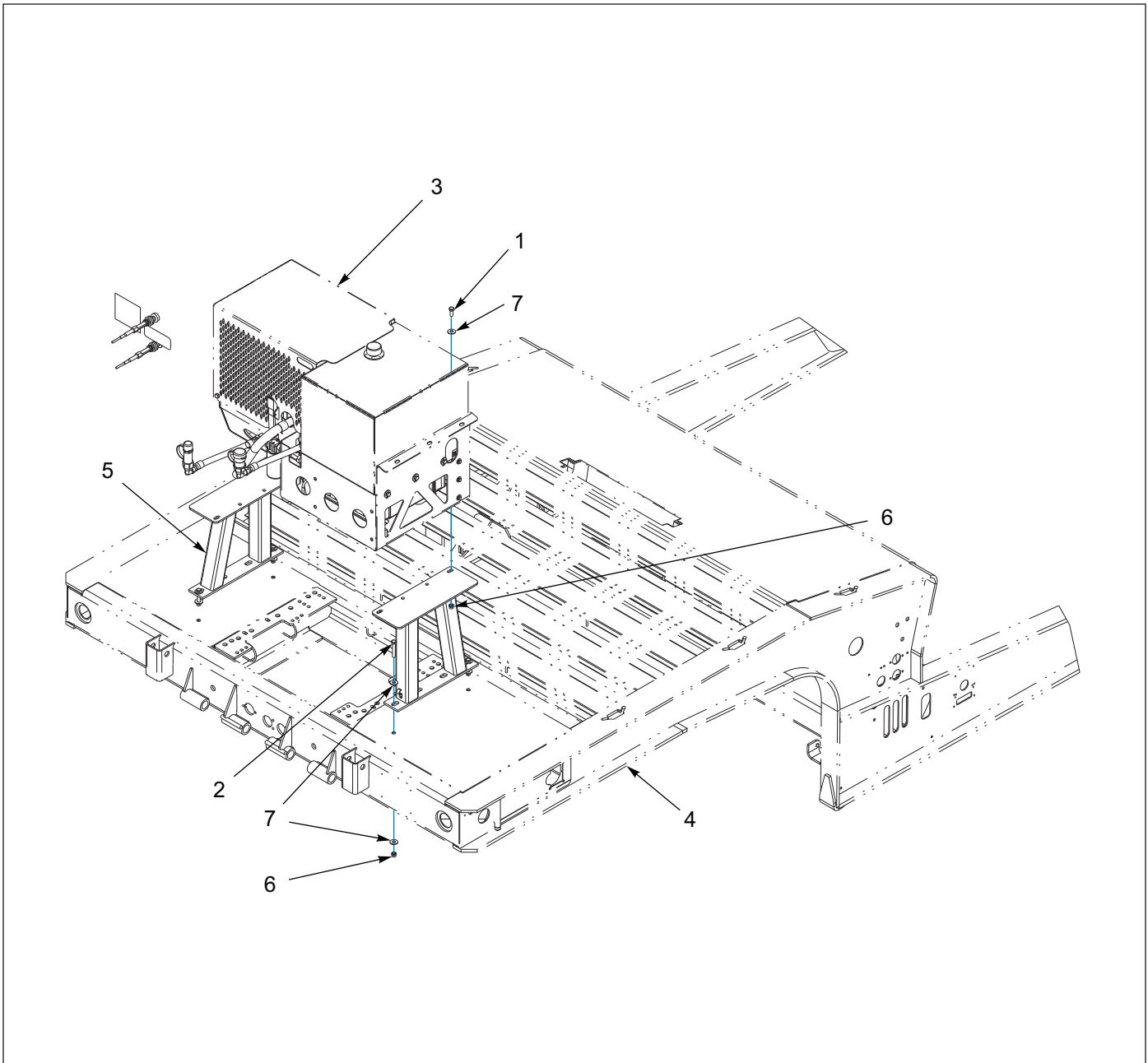


Figure 1-90: Engine - Upper Deck Stand Installation

Engine - Upper Deck Stand Installation

ITEM	PART NO.	DESCRIPTION	QTY.
	136578	UPPER DECK STAND INSTALLATION	
1	1-654-010055-02	SCREW, HEX HEAD CAP 1/2-13 X 1-1/4 GR5	4
2	1-654-010055-09	SCREW, HEX HEAD CAP 1/2-13 X 3 GR5	4
3	123166	ENGINE PACKAGE, 25 HP GAS (SEE PAGE 1-142)	REF
4	----	UPPER DECK FRAME WELDMENT	REF
5	134857	MOUNT WELDMENT, ENGINE PACKAGE	2
6	1-512-010005-09	NUT, HEX LOCK 1/2-13 GRB	8
7	1-861-010032-15	WASHER, FLAT 1/2W	16

Hydraulic Kits - Options

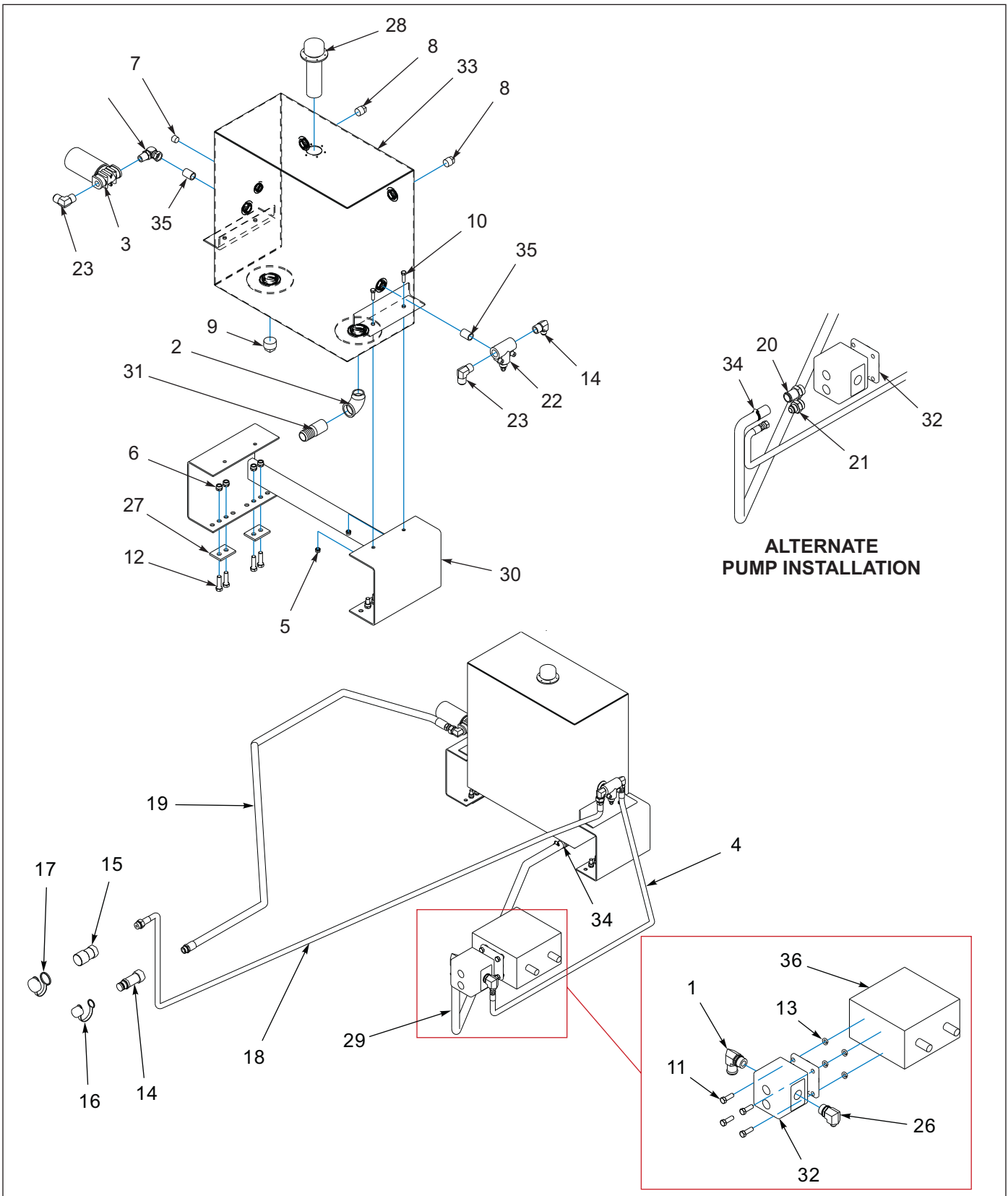


Figure 1-91: Hydraulic Wet Kit Items - 30 Gallon

Hydraulic Wet Kit Items - 30 Gallon

ITEM	PART NO.	DESCRIPTION	QTY.
	107498	HYDRAULIC WET KIT W/ PTO INSTALLED	
	107499	HYDRAULIC WET KIT W/ PTO NOT INSTALLED	
	107500	HYDRAULIC WET KIT W/O PTO NOT INSTALLED	
1	1-007-010006	ELBOW 90, 1-5/16 O-RING 1-1/4 HOSE	1
2	1-1/4ST ELL	BLACK PIPE ELBOW 90 ST	1
3	1-295-010001	FILTER, RETURN	1
3	1-295-010002	FILTER ELEMENT	1
4	1-397-010301100	HOSE ASSEMBLY 1/2 X 100	1
5	1-512-010005-05	NUT, HEX LOCK 3/8-16 GRB	4
6	1-512-010005-09	NUT, HEX LOCK 1/2-13 GRB	8
7	1-560-010002-04	PIPE PLUG 1/2	1
8	1-560-010002-05	PIPE PLUG 3/4	2
9	1-560-010002-07	PLUG, BLACK PIPE 1-1/4 SQ HEAD	1
10	1-654-010051-06	SCREW, HEX HEAD CAP 3/8-16 X 1-1/4 GR5	4
11	1-654-010055-03	SCREW, HEX HEAD CAP 1/2-13 X 1-1/2 GR5	4
12	1-654-010055-04	SCREW, HEX HEAD CAP 1/2-13 X 1-3/4 GR5	8
13	1-861-010034-13	WASHER, SPLIT LOCK 1/2	4
14	105479	COUPLER, FLAT FACE MALE NOSE	1
15	105480	COUPLER, FLAT FACE FEMALE BODY	1
16	105481	COUPLER, DUST CAP MALE	1
17	105482	COUPLER, DUST CAP FEMALE	1
18	106759	HOSE ASSEMBLY 1/2 X 164	1
19	106760	HOSE ASSEMBLY 3/4 X 164	1
20	107513	ADAPTER	1
21	12-16 070120	ADAPTER	1
22	125130	RD12D HYD BY PASS SRDD	1
23	2024-12-12S	ADAPTER 90	2
24	2024-12-8S	ADAPTER, 90	1
25	2047-12-12S	ELBOW, 90 SWIVEL	1
26	2062-16-8S	ADAPTER, 90	1
27	3-120-010461	BRACKET, HYD TANK MOUNT SUPPORT	4
28	3-162-010001	FILLER-BREATHES-STRAINER ASSEMBLY	1
29	3-399-010001	HOSE, 1-1/4 SUCTION	8'
30	3-482-010503	TANK MOUNT	1
31	3-561-010001	HOSE BARB 1-1/4	1
32	3-591-010001	HYDRAULIC GEAR PUMP	1
33	3-786-010043	TANK, HYDRAULIC	1
34	6828	IDEAL HOSE CLAMP	2
35	C3069X12	NIPPLE, HEX	2
36	PTO	POWER TAKE OFF	REF

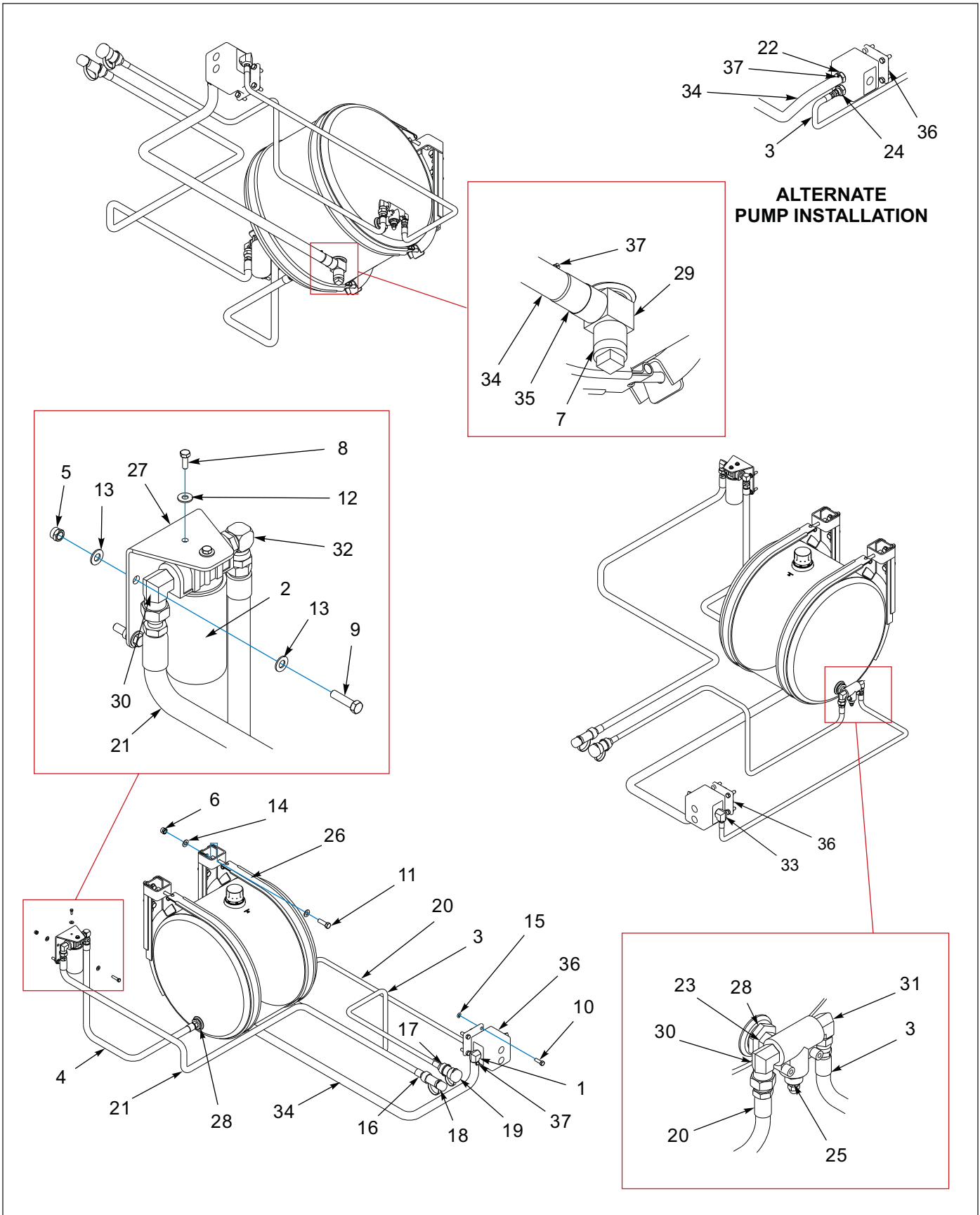


Figure 1-92: Hydraulic Wet Kit Items - 35 Gallon Aluminum

Hydraulic Wet Kit Items - 35 Gallon Aluminum

ITEM	PART NO.	DESCRIPTION	QTY.
	157663	HYDRAULIC WET KIT, 35 GALLON ALUM	
1	1-007-010006	ELBOW 90, 1-5/16 O-RING 1-1/4 HOSE	1
2	1-295-010001	FILTER, RETURN	1
2	1-295-010002	FILTER ELEMENT	1
3	1-397-010301100	HOSE ASSEMBLY 1/2 X 100	1
4	1-397-010313021	HOSE ASSEMBLY 3/4 X 21	1
5	1-512-010005-05	NUT, HEX LOCK 3/8-16 GRB	4
6	1-512-010005-13	NUT, HEX LOCK 5/8-11 GRB	8
7	1-560-010002-07	PLUG, BLACK PIPE 1-1/4 SQ HEAD	1
8	1-654-010047-04	SCREW, HEX HEAD CAP 1/4-20 X 3/4 GR5	2
9	1-654-010051-07	SCREW, HEX HEAD CAP 3/8-16 X 1-1/2 GR5	4
10	1-654-010055-03	SCREW, HEX HEAD CAP 1/2-13 X 1-1/2 GR5	4
11	1-654-010059-05	SCREW, HEX HEAD CAP 5/8-11 X 2 GR5	8
12	1-861-010032-07	WASHER, FLAT 1/4W	2
13	1-861-010032-10	WASHER, FLAT 3/8N	8
14	1-861-010032-18	WASHER, FLAT 5/8N	8
15	1-861-010034-13	WASHER, SPLIT LOCK 1/2	4
16	105479	COUPLER, FLAT FACE MALE NOSE	1
17	105480	COUPLER, FLAT FACE FEMALE BODY	1
18	105481	COUPLER, DUST CAP MALE	1
19	105482	COUPLER, DUST CAP FEMALE	1
20	106759	HOSE ASSEMBLY 1/2 X 164	1
21	106760	HOSE 3/4 X 164	1
22	107513	ADAPTER	1
23	118-2658-10	NIPPLE HEX 1/2 X 1/2	1
24	12-16 070120	ADAPTER	1
25	125130	RD12D HYDRAULIC BY PASS SRDD	1
26	157662	ALUMINUM HYDRAULIC OIL TANK	1
27	157664	HYDRAULIC FILTER BRACKET	1
28	20-12 140140	REDUCER, STR	2
29	20-20-20 140424	TEE	1
30	2024-12-12S	ADAPTER, 90	2
31	2024-12-8S	ADAPTER, 90	1
32	2047-12-12S	ELBOW, 90 SWIVEL	1
33	2062-16-8S	ADAPTER, 90	1
34	3-399-010001	HOSE, 1-1/4 SUCTION	8
35	3-561-010001	HOSE BARB 1-1/4	1
36	3-591-010001	HYDRAULIC GEAR PUMP	1
37	6828	IDEAL HOSE CLAMP	2

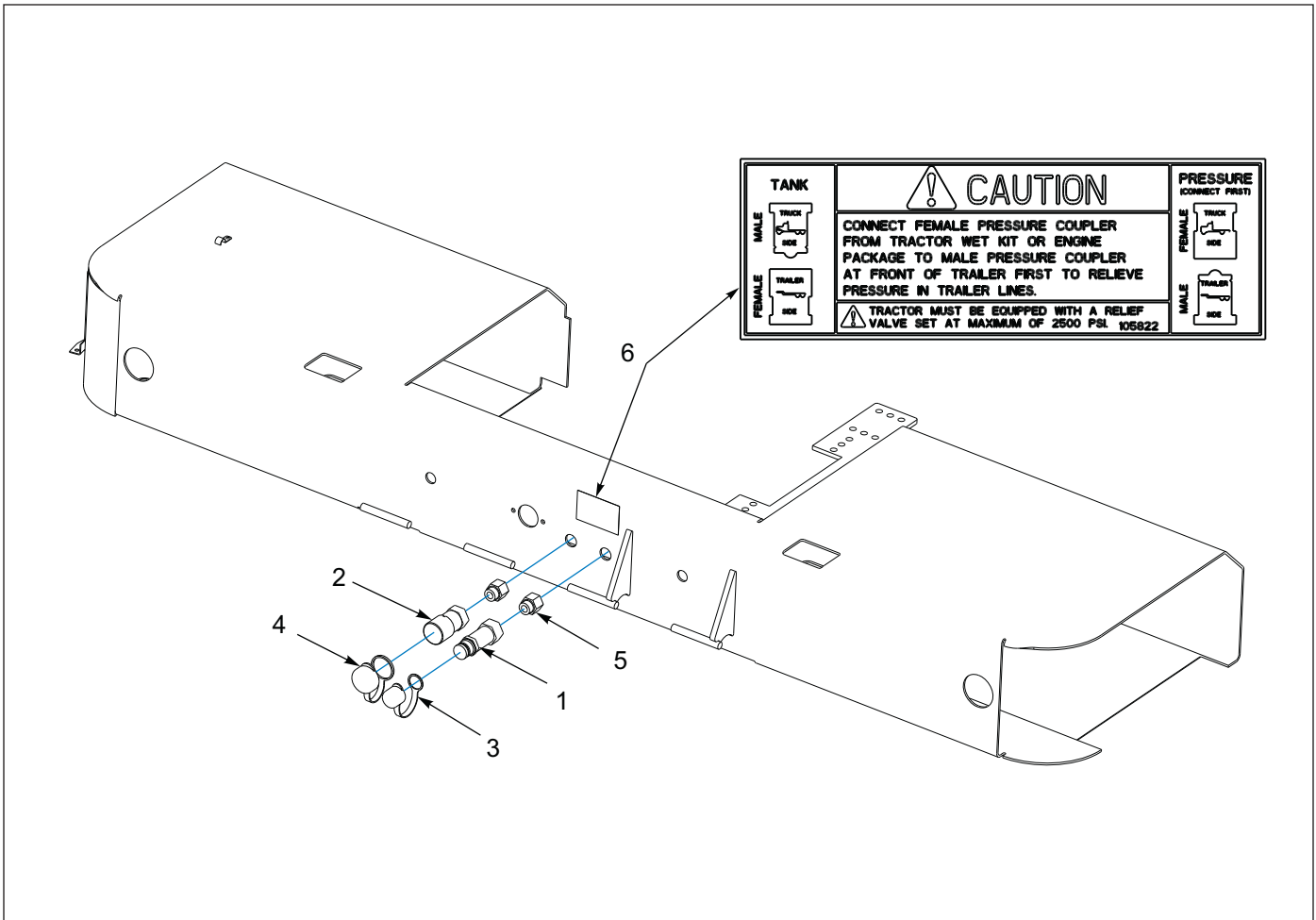


Figure 1-93: Hydraulic Conversion Kit - Ball to Flat

Hydraulic Conversion Kit - Ball to Flat

ITEM	PART NO.	DESCRIPTION	QTY.
	105902	HYDRAULIC CONVERSION KIT, BALL TO FLAT	
1	105479	COUPLER, FLAT FACE MALE NOSE	1
2	105480	COUPLER, FLAT FACE FEMALE BODY	1
3	105481	COUPLER, DUST CAP MALE	1
4	105482	COUPLER, DUST CAP FEMALE	1
5	2216-12-12S	INTERNAL PIPE O-RING BOSS	2
6	105822	DECAL, HYD COUPLER	1

Hydraulic Park Stand

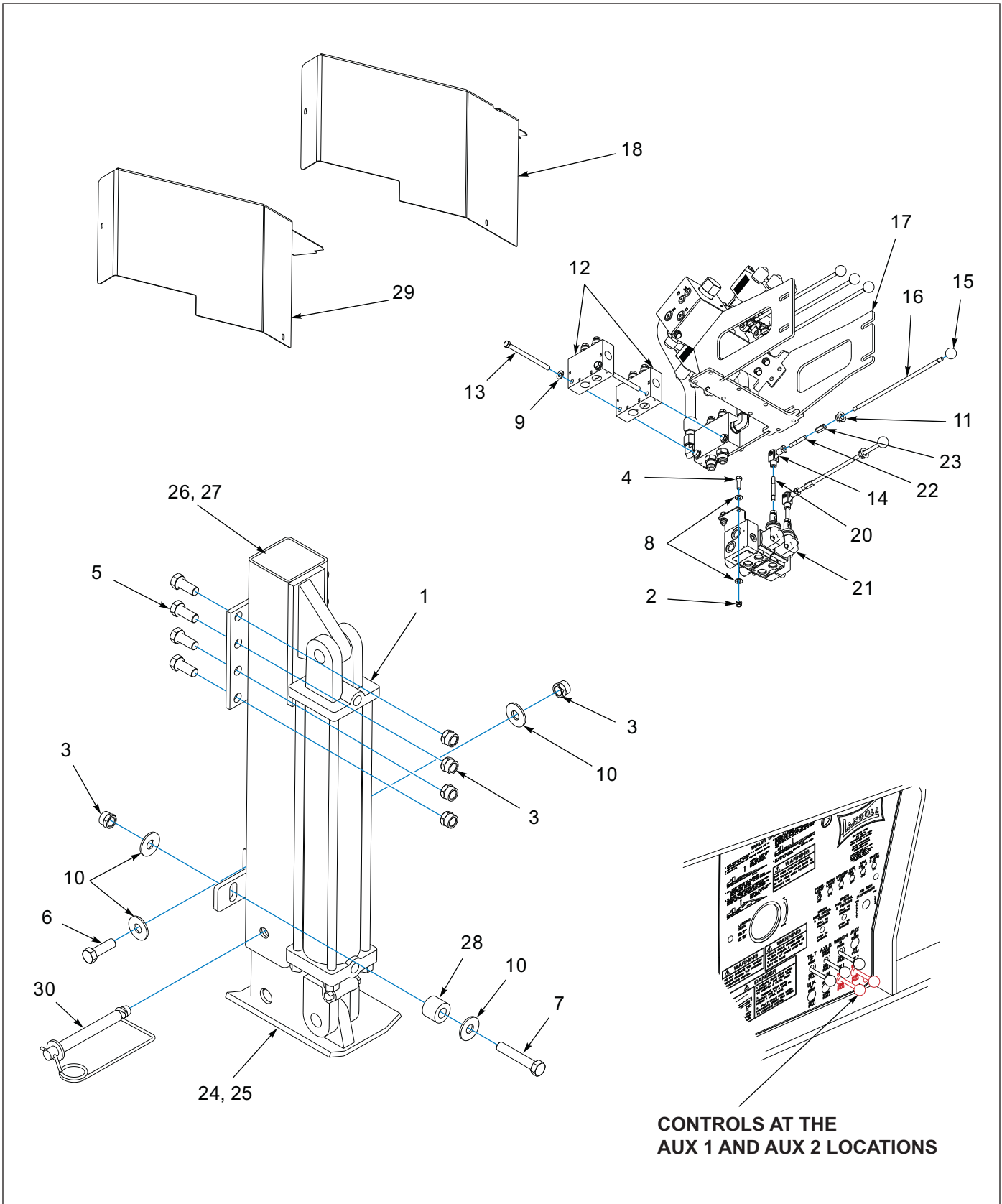


Figure 1-94: Hydraulic Park Stand - General Items

Hydraulic Park Stand - General Items

ITEM	PART NO.	DESCRIPTION	QTY.
	195371	PARK STAND, HYD 400A X 102'	
	195372	PARK STAND, HYD 400A X 102' ARCTIC	
	195374	PARK STAND, HYD 400A X 108'	
	195375	PARK STAND, HYD 400A X 108' ARCTIC	
	195376	PARK STAND, HYD 400A X 120'	
	195377	PARK STAND, HYD 400A X 120' ARCTIC	
1	1-242-010180-2	CYLINDER, HYDRAULIC 3-1/2 X 20 3000 PSI (SEE PAGE 1-162)	2
2	1-512-010005-03	NUT, HEX LOCK 5/16-18 GRB	4
3	1-512-010005-13	NUT, HEX LOCK 5/8-11 GRB	20
4	1-654-010049-05	SCREW, HEX HEAD CAP 5/16-18 X 1 GR5	4
5	1-654-010059-03	SCREW, HEX HEAD CAP 5/8-11X1-1/2 GR5	16
6	1-654-010059-05	SCREW, HEX HEAD CAP 5/8-11 X 2 GR5	2
7	1-654-010059-11	SCREW, HEX, 5/8-11 UNC X 3-1/2 GR5	2
8	1-861-010032-08	WASHER, FLAT 5/16W	8
9	1-861-010032-10	WASHER, FLAT 3/8W	2
10	1-861-010032-19	WASHER, FLAT 5/8W	8
11	178444	BUSHING NYLON INSERT 9/16ID	2
12	184585	VALVE,DUAL COUNTER BALANCE,30G	2
13	185216	SCREW,HXCAP3/8-16UNCX5-1/4GR5	2
14	186875	CLEVIS JOINT,ROD ENDS M8.1.25	2
15	186877	KNOB,1" ROUND,M8X1.25 THD	REF
16	186878	ROD HANDLE	REF
17	186886	VALVE ASSY, 3 SP, 35 GPM, SOLE	REF
18	186890	SHIELD HYD CONTROLS	1
19	186900	FRAME ASSY 400A G/N	REF
20	186902	STUD M8X1.25X65MM,DBL THD	2
21	189260	VALVE, 2 SPOOL, MOTOR, MANUAL	1
22	193910	STUD M8-1.25X50MM DBLE THD	2
23	193911	COUPLING NUT,M8-1.25X24MM ZINC	2
24	195378	PARK STAND WLDMT,HYD LH LEG400	1
25	195379	PARK STAND WLDMT,HYD RH LEG400	1
26	195380	PARK STAND WLDMT HYD LH 400A	1
27	195381	PARK STAND WLDMT HYD RH400A	1
28	195383	TUBE RD 1-1/2X3/4X1-3/16	2
29	195384	SHIELD HYD CONTROLS SHORT	1
30	346SL	LOCK HITCH PIN	2

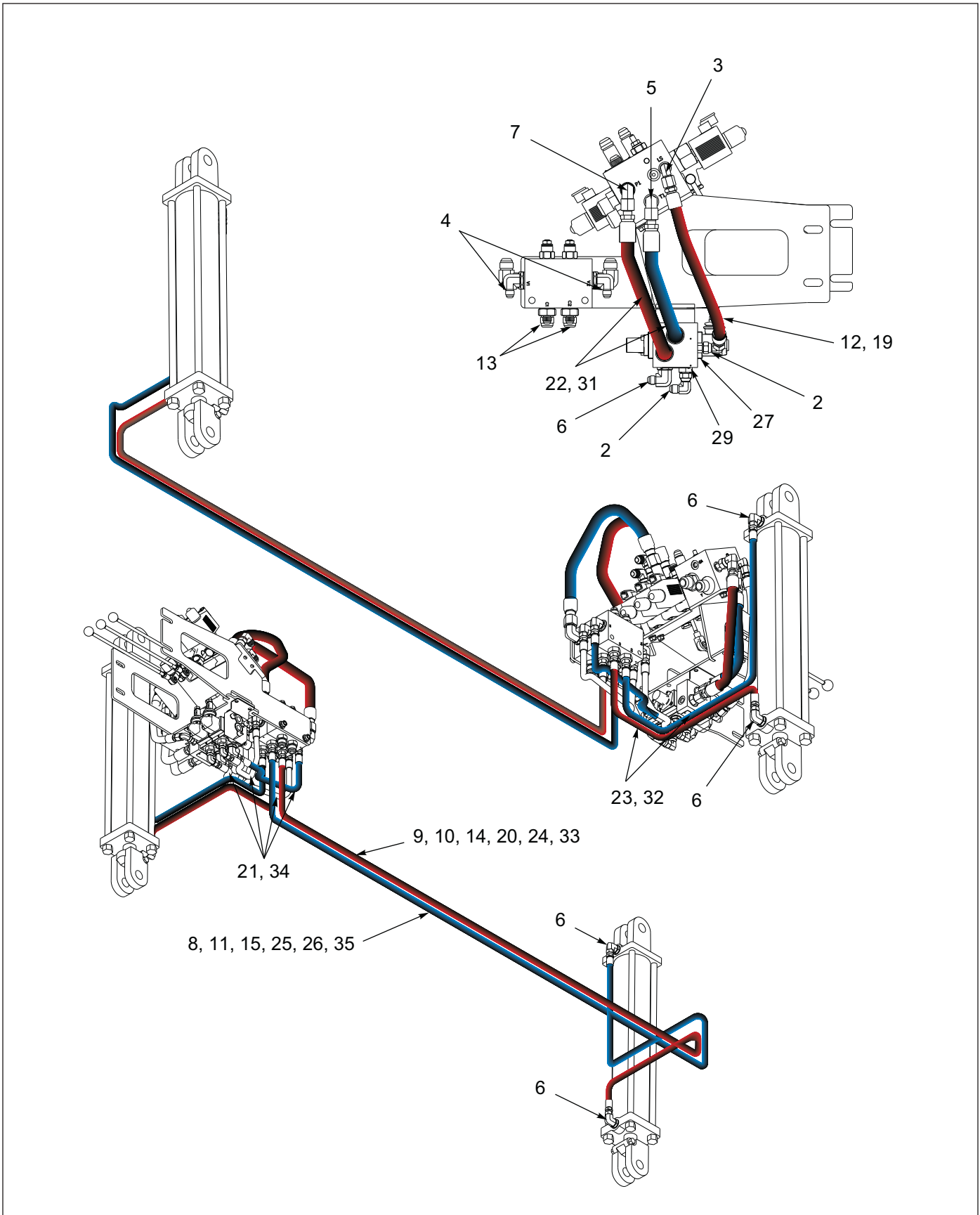


Figure 1-95: Hydraulic Park Stand - Hydraulic Items

Hydraulic Park Stand - Hydraulic Items

ITEM	PART NO.	DESCRIPTION	QTY.						
	195371	PARK STAND, HYD 400A X 102'	*						
	195372	PARK STAND, HYD 400A X 102' ARCTIC		*					
	195374	PARK STAND, HYD 400A X 108'			*				
	195375	PARK STAND, HYD 400A X 108' ARCTIC				*			
	195376	PARK STAND, HYD 400A X 120'					*		
	195377	PARK STAND, HYD 400A X 120' ARCTIC						*	
1	1-242-010180-2	CYLINDER, HYD 3-1/2X20 3000PSI (SEE PAGE 1-162)	REF	REF	REF	REF	REF	REF	REF
2	102-0031	ADAPTER, 90 JIC SWIVEL #6	3	3	3	3	3	3	3
3	102-1238	ADAPTOR, 90-#4 O-RING/#6 JIC	1	1	1	1	1	1	1
4	102-1333	FTG, 90EL 06SAEM X 10 O'RINGM	4	4	4	4	4	4	4
5	2062-6-8S	ADAPTER 90" 562 O-RING-.75JIC	1	1	1	1	1	1	1
6	2062-8-6S	ELBOW, 90, #8 SAE X #6 JIC	6	6	6	6	6	6	6
7	2071-8-8S	ADAPTER 90 #8 FLR SWIVEL #8JIC	1	1	1	1	1	1	1
8	7779-102	HOSE HYD 1/4 X 102	1	--	--	--	--	--	--
9	7779-78	HOSE HYD 1/4 X 78	1	--	--	--	--	--	--
10	7779-84	HOSE HYD 1/4 X 84	--	--	1	--	--	--	--
11	125648	HOSE ASSY 1/4X108, #6JIC FEMALE	--	--	1	--	--	--	--
12	130644	HOSE ASSY 3/8X16, 9/16JIC ST	1	--	1	--	1	--	--
13	146707	ADAPTER, #10 O-RING #6 TUBE	4	4	4	4	4	4	4
14	169628	HOSE 3/8X84 ARCTIC #6 JIC STR	--	--	--	1	--	--	--
15	172865	HOSE 3/8X120 ARCTIC #6JIC STR	--	--	--	--	--	--	1
16	187585	TUBE, CLAMP	REF	REF	REF	REF	REF	REF	REF
17	186886	VALVE ASSY, 3 SP, 35 GPM, SOLE	REF	REF	REF	REF	REF	REF	REF
18	189260	VALVE, 2 SPOOL, MOTOR, MANUAL	REF	REF	REF	REF	REF	REF	REF
19	189341	HOSE 3/8X16 ARCTIC #6JIC STR	--	1	--	1	--	1	1
20	193435	HOSE ARCTIC 3/8X100SAE37 STR	--	--	--	--	--	--	1
21	193907	HOSE ARCTIC, 3/8X30, #6JIC STR	--	4	--	4	--	4	4
22	193908	HOSE ARCTIC 1/2X18#8JIC STR	--	2	--	2	--	2	2
23	195385	HOSE ARCTIC 3/8X46 #6JIC STR	--	2	--	2	--	2	2
24	195386	HOSE ARCTIC 3/8X78 #6JIC STR	--	1	--	--	--	--	--
25	195387	HOSE ARCTIC 3/8X102 #6JIC STR	--	1	--	--	--	--	--
26	195388	HOSE ARCTIC 3/8X108 #6JIC STR	--	--	--	1	--	--	--
27	202702-4-6S	ADAPTER, #4 O-RING TO #6 JIC	1	1	1	1	1	1	1
28	202702-6-8S	ADAPTER, #6 SAE X #8 JIC	1	1	1	1	1	1	1
29	202702-8-6S	ADAPTER #8 O-RING TO #6 TUBE	2	2	2	2	2	2	2
30	202702-8-8S	ADAPTER #8 O-RING TO #8 TUBE	2	2	2	2	2	2	2
31	1422896	HOSE ASSY OUTLET LOOP	2	--	2	--	2	--	--
32	71500165	HOSE, .25 X 46 IN.	2	--	2	--	2	--	--
33	71509004	HOSE .25 X 98	--	--	--	--	1	--	--
34	71509125	HOSE .25 X 30	4	--	4	--	4	--	--
35	71600529	HOSE ASSY .25X120"	--	--	--	--	1	--	--

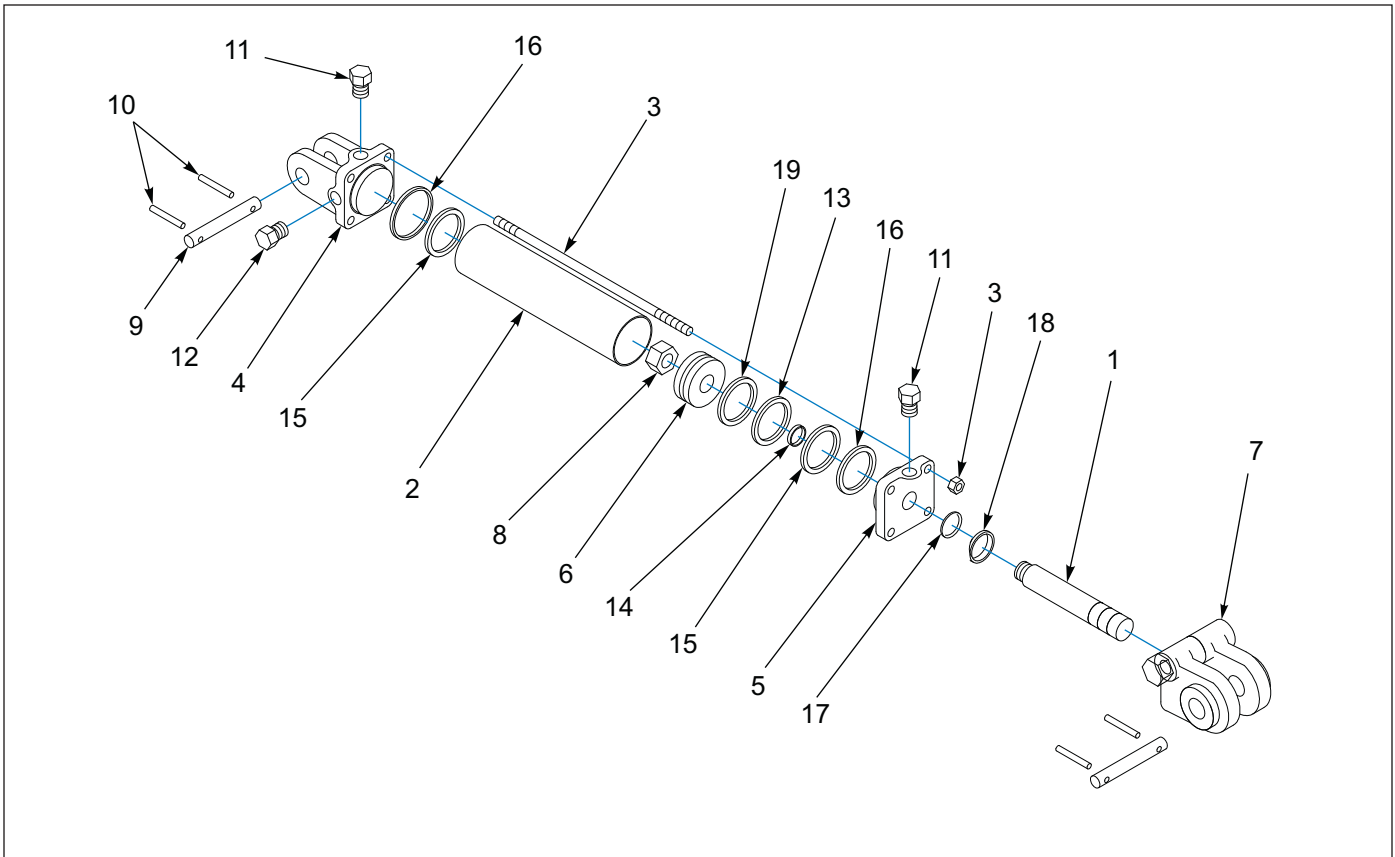


Figure 1-96: Hydraulic Cylinder - 3-1/2 X 20

Hydraulic Cylinder - 3-1/2 X 20

ITEM	PART NO.	DESCRIPTION	QTY.
	1-242-010180-2	CYLINDER, HYDRAULIC 3-1/2X20	
1	010700437	PISTON ROD	1
2	----	TUBE	1
3	----	TIEROD ASSEMBLY	4
4	----	BUTT	1
5	111870	GLAND ASSEMBLY	1
6	----	PISTON	1
7	----	CLEVIS ASSEMBLY	1
8	----	LOCKNUT	1
9	----	CLEVIS PIN	2
10	----	COTTER PIN	4
11	----	PLASTIC PLUG	2
12	----	PORT PLUG	1
13	----	CROWN SEAL	1
14	----	O-RING	1
15	----	O-RING	2
16	----	BU-WASHER	2
17	----	U-CUP	1
18	----	WIPER	1
19	----	BEARING RING	1
20	1-242-010178-2	PACKING KIT (ITEMS 13-19)	REF

Light Installations - Options

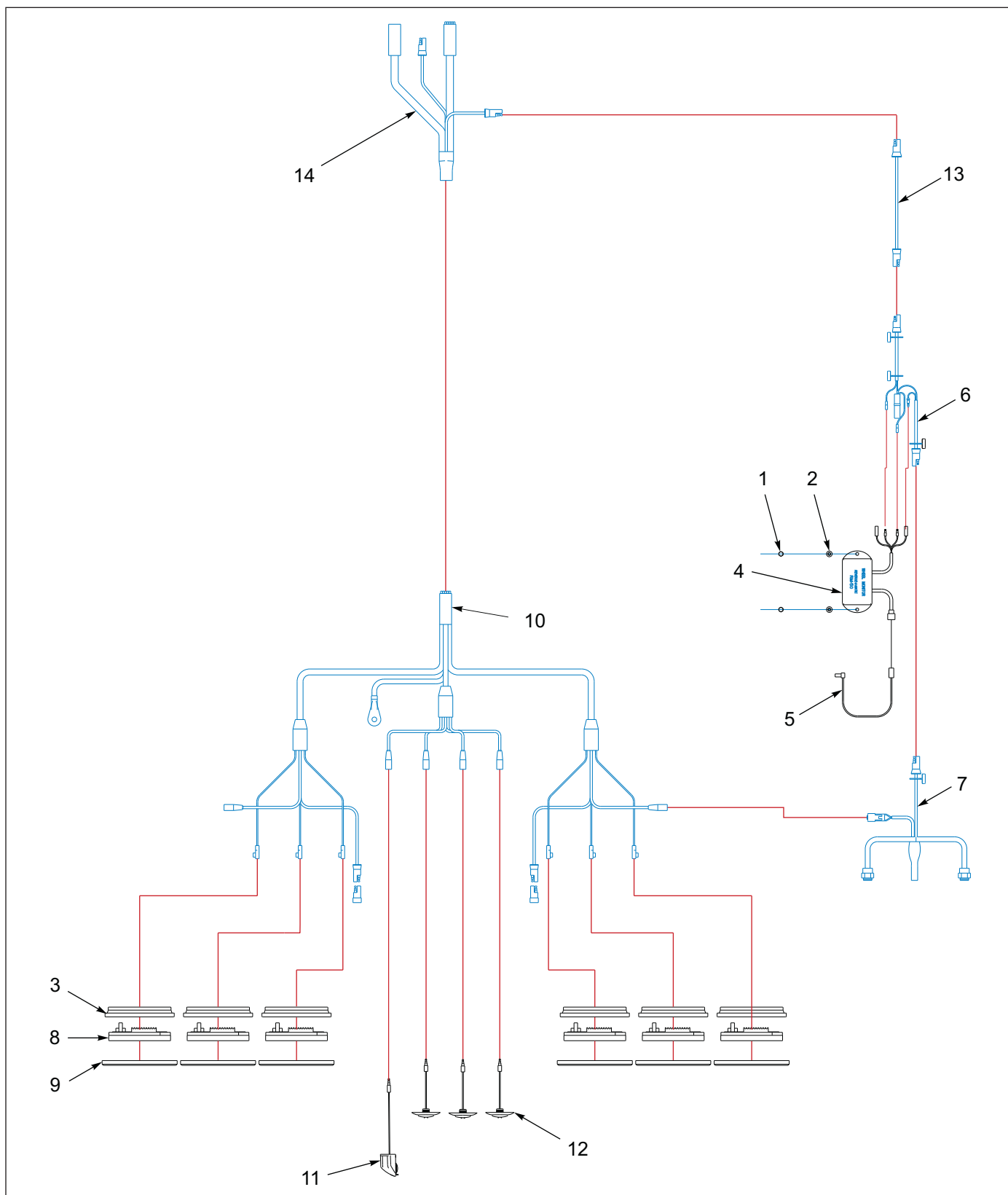


Figure 1-97: Backup Alarm/Light Installation

Backup Alarm/Light Installation

ITEM	PART NO.	DESCRIPTION	QTY.
	150329	BACKUP ALARM/LIGHT INSTALLATION	
1	1-654-010047-04	SCREW, HEX HEAD CAP 1/4-20 X 3/4 GR5	6
2	108417	NUT, HEX FLANGE SPIRALOCK 1/4-20	6
3	143114	GROMMET, OVAL GROTE	8
4	150072	REVERSE DETN MODULE AND SENSOR	1
5	137559	SENSOR DIRECTIONAL CABLE, BACK-UP	1
6	150074	HARNESS, MODULE/ALARM	1
7	166872	HARNESS, BACKUP LIGHT/ALARM	1
8	179902	LIGHT S/T/T RED, CLEAR LENDS GROTE	6
9	180570	COVER, CHROME OBLONG GROMMET	6
10	187859	HARNESS, BUMPER MICRONOVA GROTE	1
11	187860	LIGHT ASSY, LICENSE LED GROTE	1
12	187864	LIGHT, RED LED, .75CL/MK CLEAR CB	5
13	3-368-010252	HARNESS ASSY, BKHD LIGHT EXT	1
14	143103	HARNESS, E-CHAIN GROTE	1

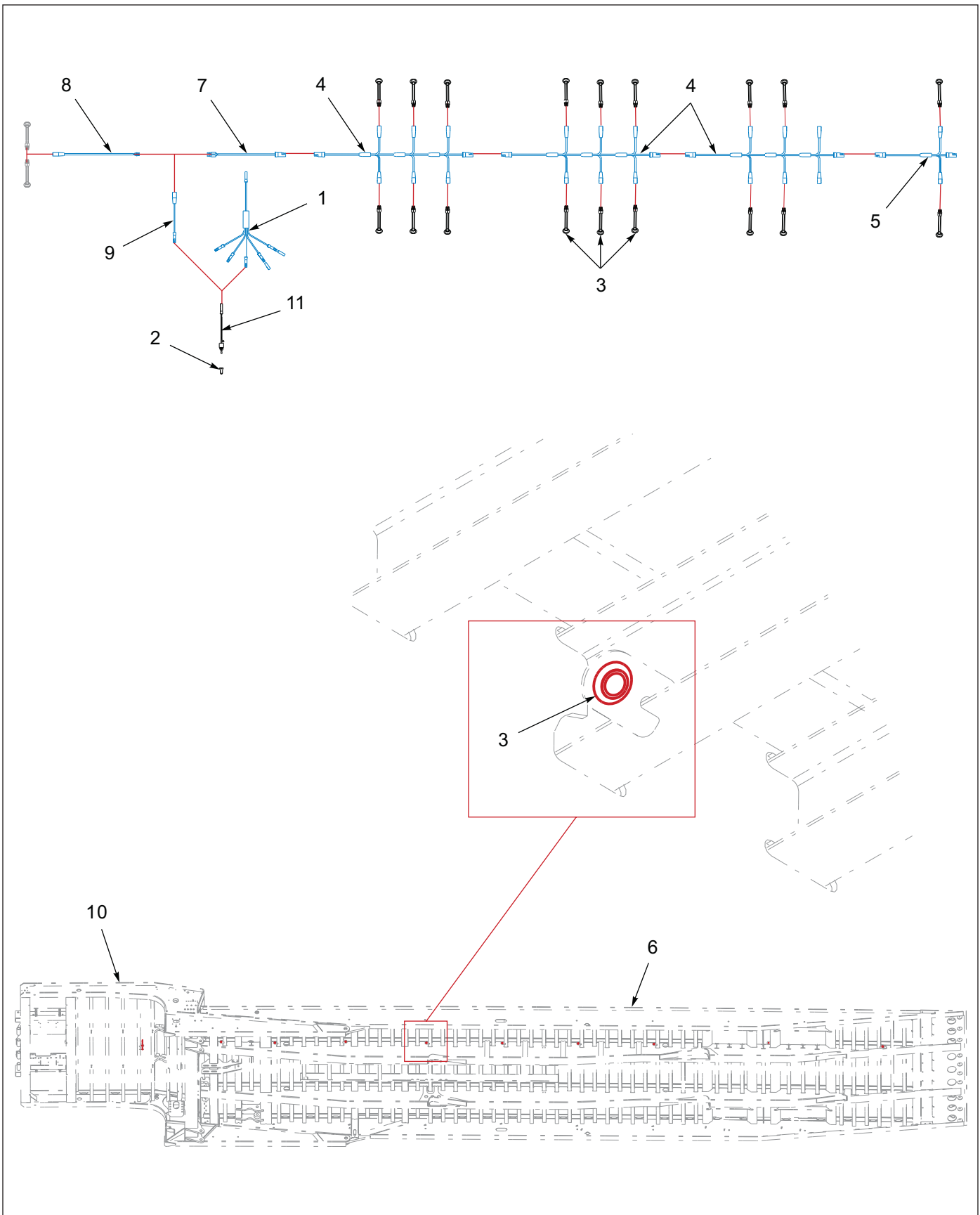


Figure 1-98: Under Deck - Lighting Installation

Under Deck - Light Installation

ITEM	PART NO.	DESCRIPTION	QTY.		
	214403	INSTL WRK ZONE LIGHTS 41 FT., 440-455	*		
	214404	INSTL WRK ZONE LIGHTS 48-50 FT., 440-455		*	
	214405	INSTL WRK ZONE LIGHTS 53 FT., 440-455			*
1	150093	HARNESS, 5 AUX BRANCHS GROTE	REF	REF	REF
2	150117	TOGGLE SWITCH SEALED SPST	1	1	1
3	183413	LIGHT WHY LED .75 CL/MK GROTE	16	20	22
4	187856	HARNESS, MARKER MID DECK	2	3	3
5	187857	HARNESS, MARKER ADDITION	1	1	1
6	188995	FRAME, WLDMT, 440A-50CA-102	REF	REF	REF
7	202191	HARNESS, JUMPER 48 IN.	1	1	1
8	204194	HARNESS, MARKER EXT 60 IN.	1	1	1
9	213288	HARNESS, MARKER LAMP 12 IN.	1	1	1
10	213978	G/N WDLMT 400B TOP TLBX	REF	REF	REF
11	81264	RUBBER BOOT FOR ELECT SWITCH	1	1	1

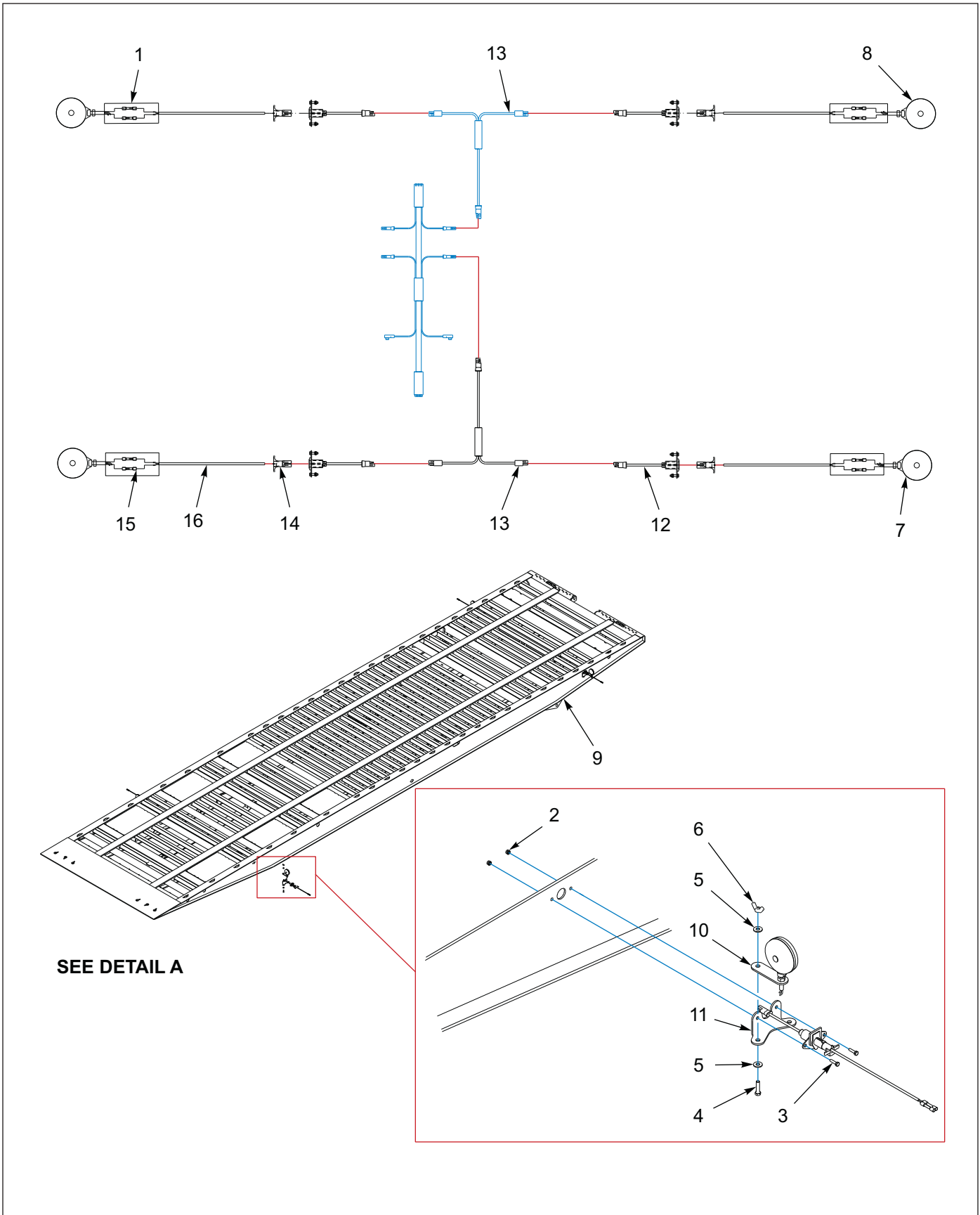


Figure 1-99: Four Corner Light Installation

Four Corner Light Installation

ITEM	PART NO.	DESCRIPTION	QTY.
	148576	FOUR CORNER LIGHT INSTALLATION	
1	0013007	TUBING, HEAT SHRINK	1
2	1-512-010005-01	NUT, HEX LOCK 1/4-20 GRB	6
3	1-654-010047-06	SCREW, HEX HEAD CAP 1/4-20 X 1 GR5	2
4	1-654-010051-07	SCREW, HEX HEAD CAP 3/8-16 X 1-1/2 GR5	2
5	1-861-010032-11	WASHER, FLAT 3/8W	12
6	103-0924	NUT, WING 3/8-16	4
7	129893	LAMP, YELLOW TURN SIGNAL STUD MOUNT	2
8	129894	LAMP, RED TURN SIGNAL STUD MOUNT	2
9	-----	FRAME WELDMENT	REF
10	139132	BRACKET, LAMP MOUNTING SWING	4
11	139133	BRACKET, LAMP MOUNTING STATIONARY	4
12	150116	HARNESS/RECEPTACLE ASSEMBLY	1
13	167965	HARNESS, JUMPER T-POWER	2
14	3-272-010010	CONNECTOR, ELECT 4 POLE MALE	4
15	3-272-010021	ELECT BUTT SPLICE 16/14 W/ SEAL	3
16	W214S-1	CABLE, 2 WIRE 14AWG PVCJKT 105	AR

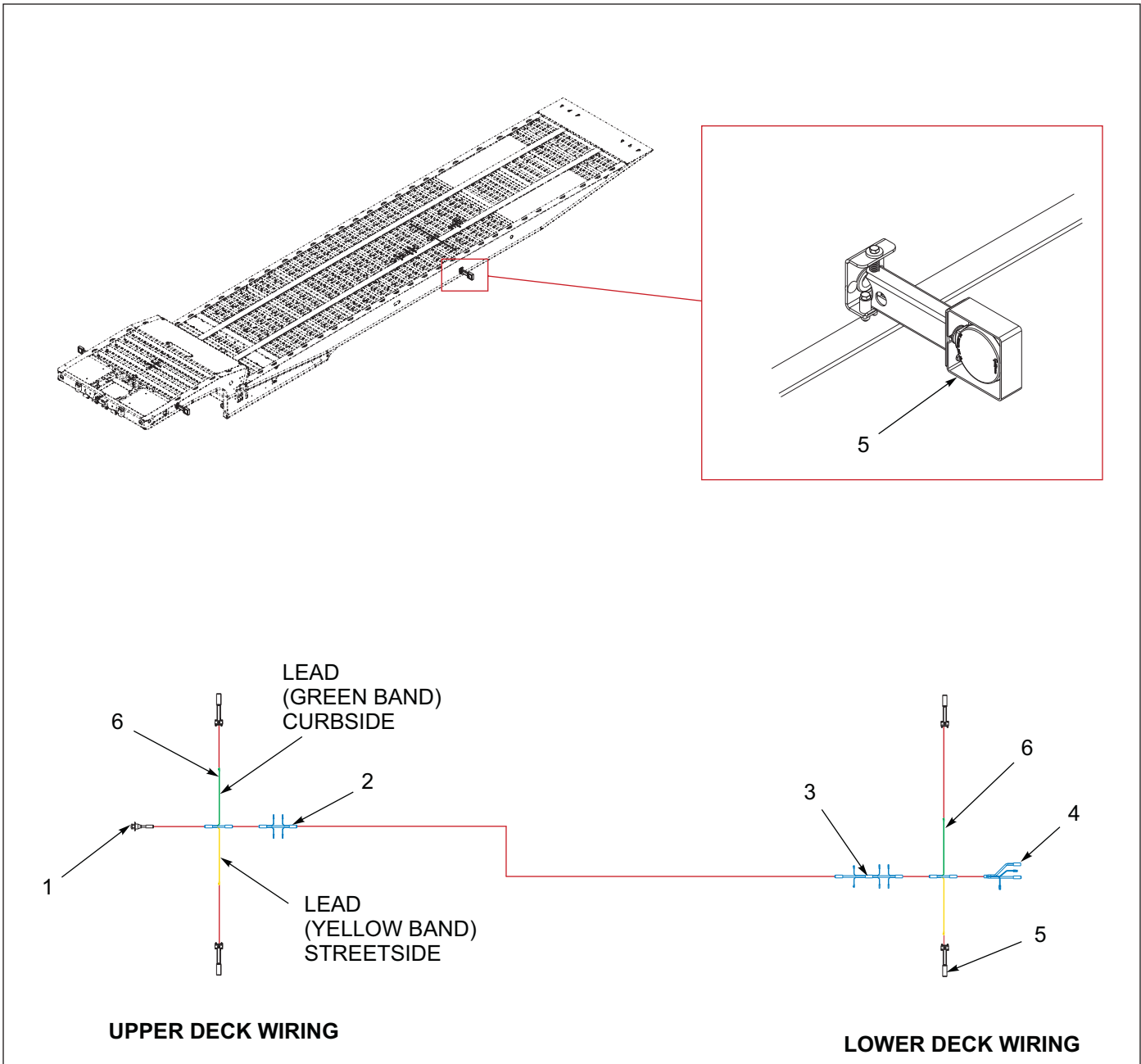


Figure 1-100: Swingout Light Installation

Swingout Light Installation

ITEM	PART NO.	DESCRIPTION	QTY.
	179089	SWINGOUT LIGHT INSTALLATION	
1	143100	HARNESS, 7 WAY RECEPTACLE	REF
2	143101	HARNESS, FRONT MAIN	REF
3	143102	HARNESS, BED MAIN	REF
4	143103	HARNESS, E-CHAIN	REF
5	176420	SWING ARM LIGHT ASSY (SEE PAGE 1-171)	2
6	176432	HARNESS JUMPER EMERGENCY FLASH	1

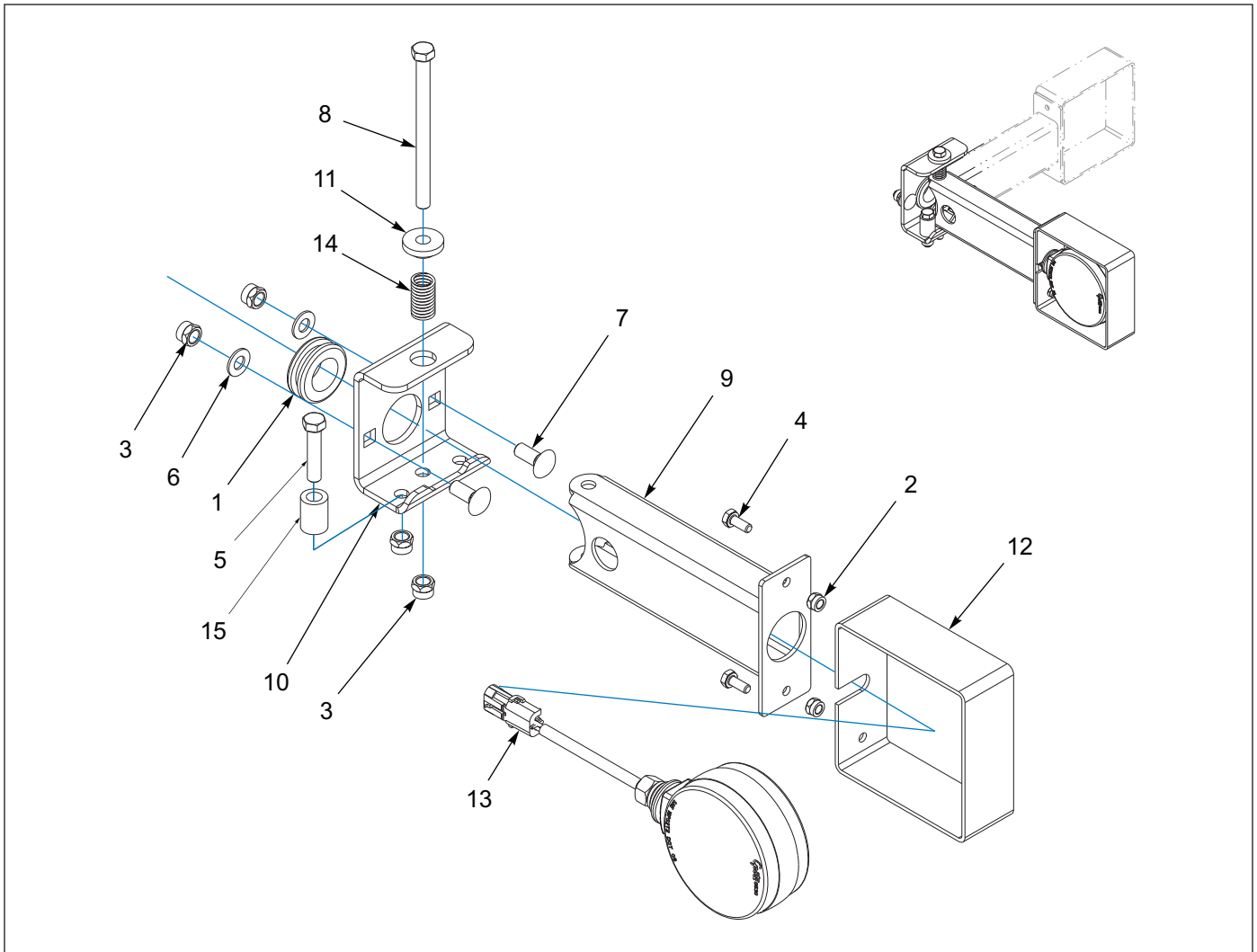


Figure 1-101: Swing-Arm Light Assembly - Turn Signal/Emergency Flasher

Swing-Arm Light Installation - Turn Signal/Emergency Flasher

ITEM	PART NO.	DESCRIPTION	QTY.
	176420	SWING ARM LIGHT ASSEMBLY	
1	1-343-010007	GROMMET	1
2	1-512-010005-01	NUT, HEX LOCK 1/4-20 GRB	2
3	1-512-010005-05	NUT, HEX LOCK 3/8-16 GRB	4
4	1-654-010047-03	SCREW, HEX HEAD CAP 1/4-20 X 5/8 GR5	2
5	1-654-010051-08	SCREW, HEX HEAD CAP 3/8-16 X 1-3/4 GR5	1
6	1-861-010032-10	WASHER, FLAT 3/8N	2
7	111276	SCREW, RD HEAD SQ NECK 3/8-16 X 1 GR5	2
8	172882	SCREW, HEX HEAD CAP 3/8-16 X 5 GR5	1
9	176421	LIGHT SWING-ARM WELDMENT	1
10	176424	BRACKET MOUNTING, SWING-ARM LIGHT	1
11	176425	WASHER, STEP	1
12	176440	MOUNT/GUARD, PEDESTAL LIGHT	1
13	178384	LIGHT, YELLOW LED 4" DOUBLE FACE	1
14	178389	SPRING, COMPRESSION SWING-ARM LIGHT	1
15	2-150-010240	BUSHING, STOP SPRAY SHIELD	1

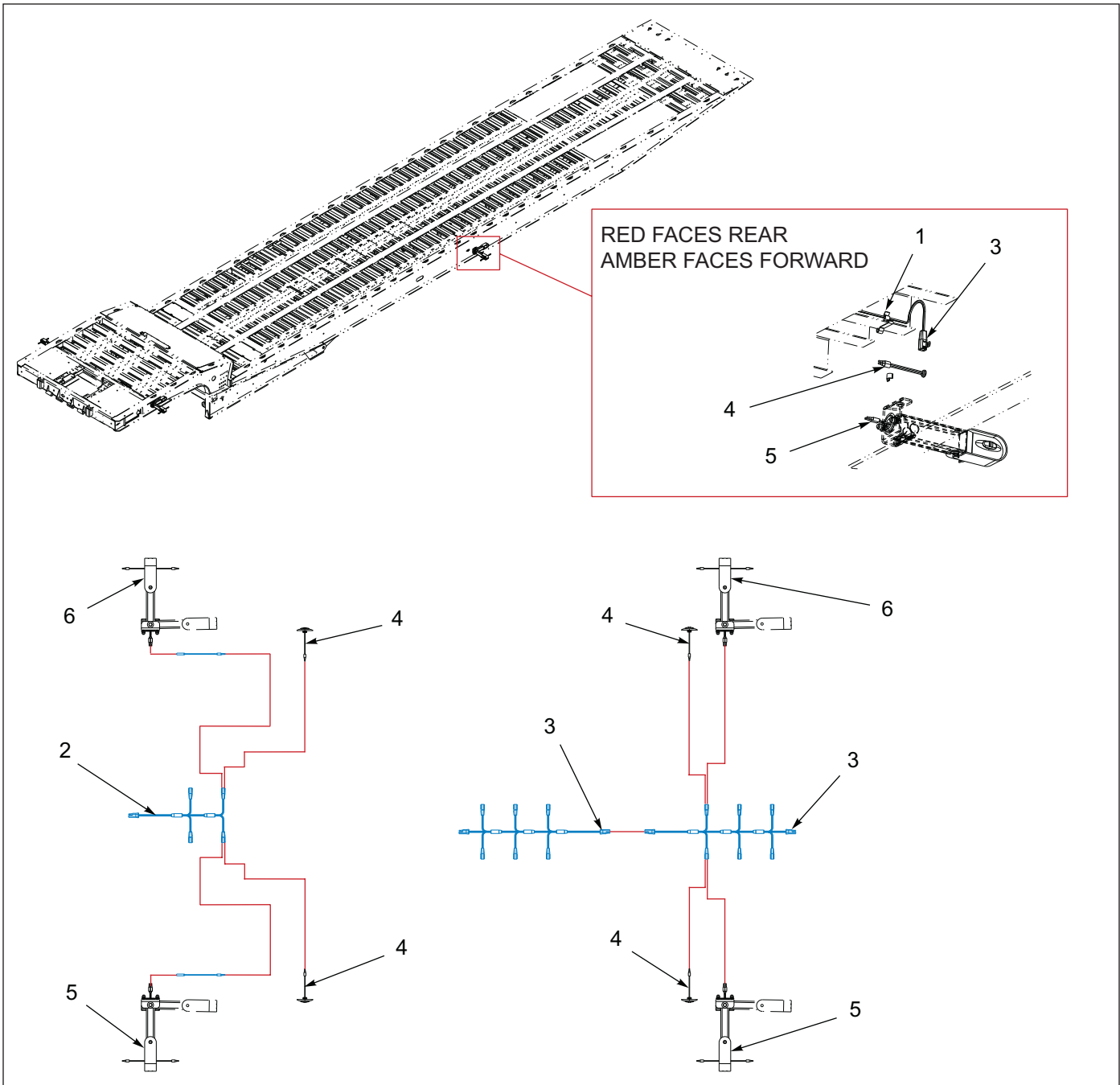


Figure 1-102: Swingout Marker Light Installation - Red/Amber

Swingout Marker Light Installation - Red/Amber

ITEM	PART NO.	DESCRIPTION	QTY.
	191557	LIGHT, SWING OUT MARKER, LWR DK ONLY	
1	187833	CLIP HARNESS, CROSS-MEMBER	REF
2	187855	HARNESS MARKER UPR DECK	REF
3	187856	HARNESS MARKER MID DECK	REF
4	187863	LIGHT YEL LED.75CL/MK CLEAR CB	REF
5	191555	LIGHT ASSY,SWING-ARM MKR,STREET (SEE PAGE 1-173)	1
6	191556	LIGHT ASSY,SWING-ARM MKR,CURB (SEE PAGE 1-174)	1

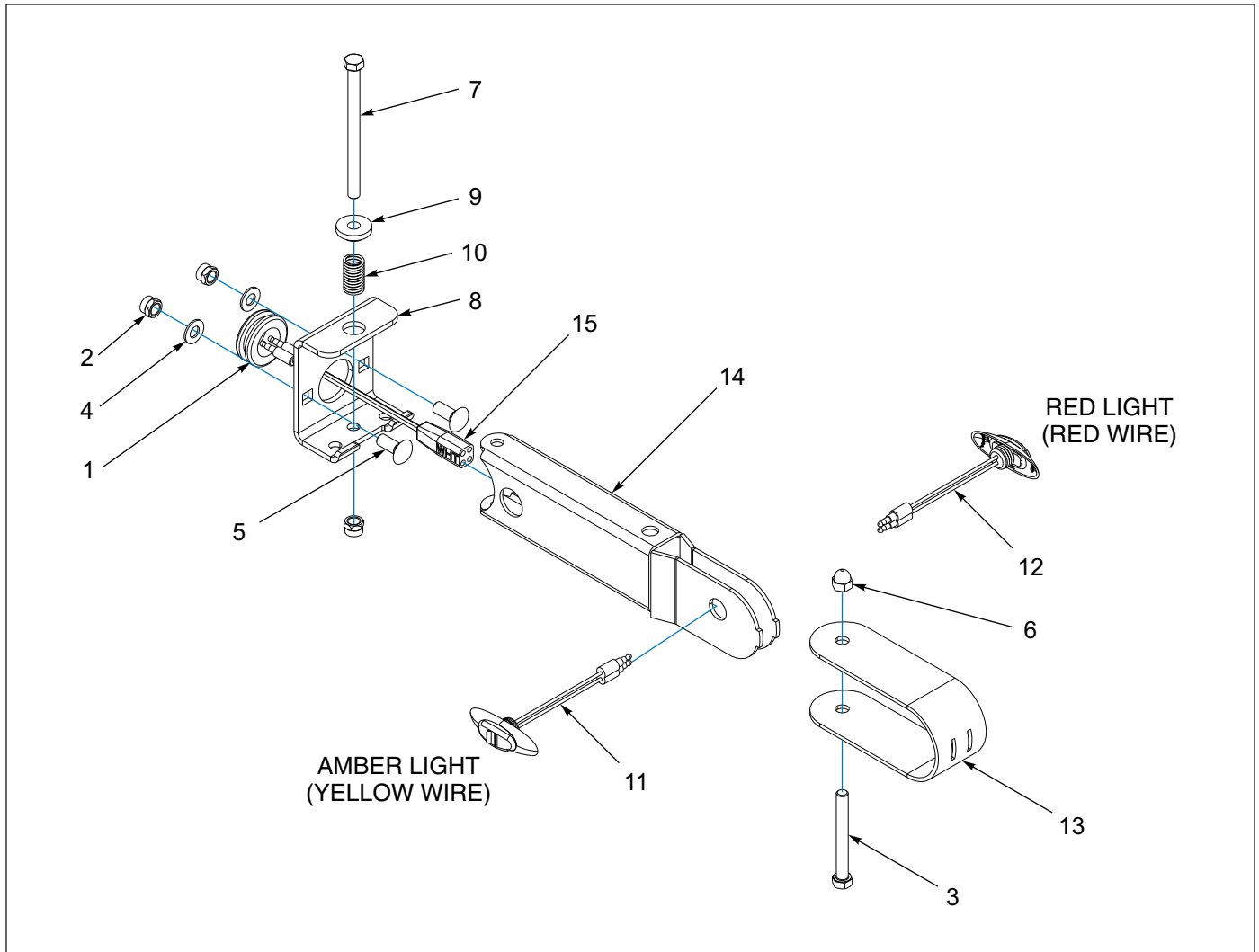


Figure 1-103: Swing-Arm Light Assembly - STREET

Swing-Arm Marker Light Assembly - STREET

ITEM	PART NUMBER	DESCRIPTION	QTY.
	191555	LIGHT ASSY, SWING-ARM MKR, ST	
1	1-343-010007	GROMMET	1
2	1-512-010005-05	NUT, HEX, SLFLKG GRB 3/8-16	3
3	1-654-010051-14	SCREW HX CP 3/8-16UNCX3-1/4G5	1
4	1-861-010032-10	WASHER, FLAT 3/8" N ZP/CD	2
5	111276	SCREW RDHD SQNK 3/8-16X1 GR5	2
6	122154	NUT, HEX ACORN 3/8-16ZP	1
7	172882	SCREW HX CP 3/8-16UNCX5 GR5	1
8	176424	BRACKET MTG SWING-ARM LIGHT	1
9	176425	WASHER STEP	1
10	178389	SPRING, COMPRESSION SWINGARM	1
11	187863	LIGHT YEL LED.75CL/MK CLEAR CB	1
12	187864	LIGHT RED LED.75CL/MK CLEAR CB	1
13	191552	GUARD SWING-OUT LIGHT	1
14	191554	SWING-ARM WLDMT MARKER LIGHT	1
15	191568	HARNESS MARKER LAMP MICRONOVA	1

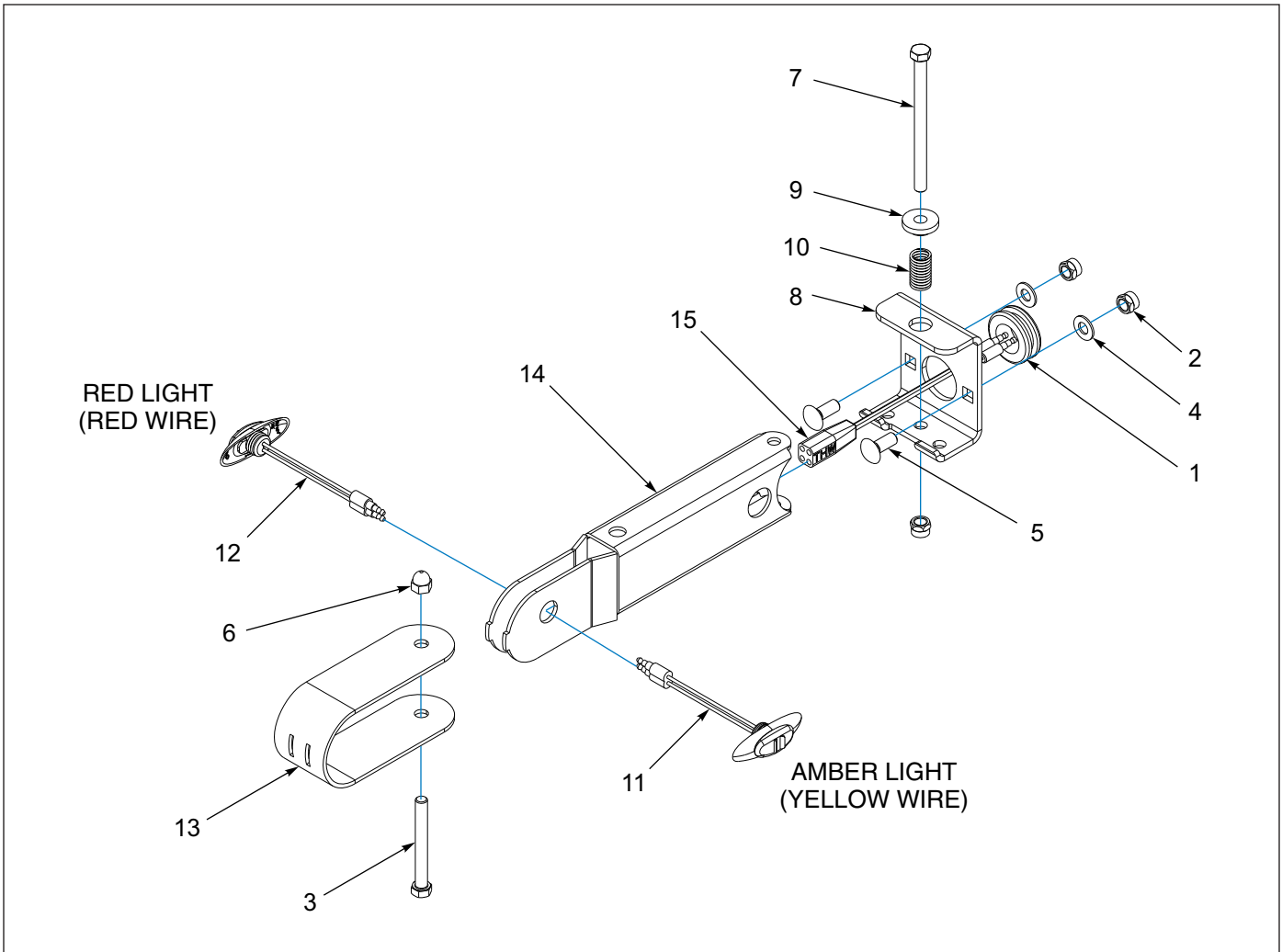


Figure 1-104: Swing-Arm Light Assembly - CURB

Swing-Arm Marker Light Assembly - CURB

ITEM	PART NUMBER	DESCRIPTION	QTY.
	191556	LIGHT ASSY, SWING-ARM MKR, CURB	
1	1-343-010007	GROMMET	1
2	1-512-010005-05	NUT, HEX, SLFLKG GRB 3/8-16	3
3	1-654-010051-14	SCREW HX CP 3/8-16UNCX3-1/4G5	1
4	1-861-010032-10	WASHER, FLAT 3/8" N ZP/CD	2
5	111276	SCREW RDHD SQNK 3/8-16X1 GR5	2
6	122154	NUT, HEX ACORN 3/8-16ZP	1
7	172882	SCREW HX CP 3/8-16UNCX5 GR5	1
8	176424	BRACKET MTG SWING-ARM LIGHT	1
9	176425	WASHER STEP	1
10	178389	SPRING, COMPRESSION SWINGARM	1
11	187863	LIGHT YEL LED.75CL/MK CLEAR CB	1
12	187864	LIGHT RED LED.75CL/MK CLEAR CB	1
13	191552	GUARD SWING-OUT LIGHT	1
14	191554	SWING-ARM WLDMT MARKER LIGHT	1
15	191568	HARNES MARKER LAMP MICRONOVA	1

Roller Guides - Options

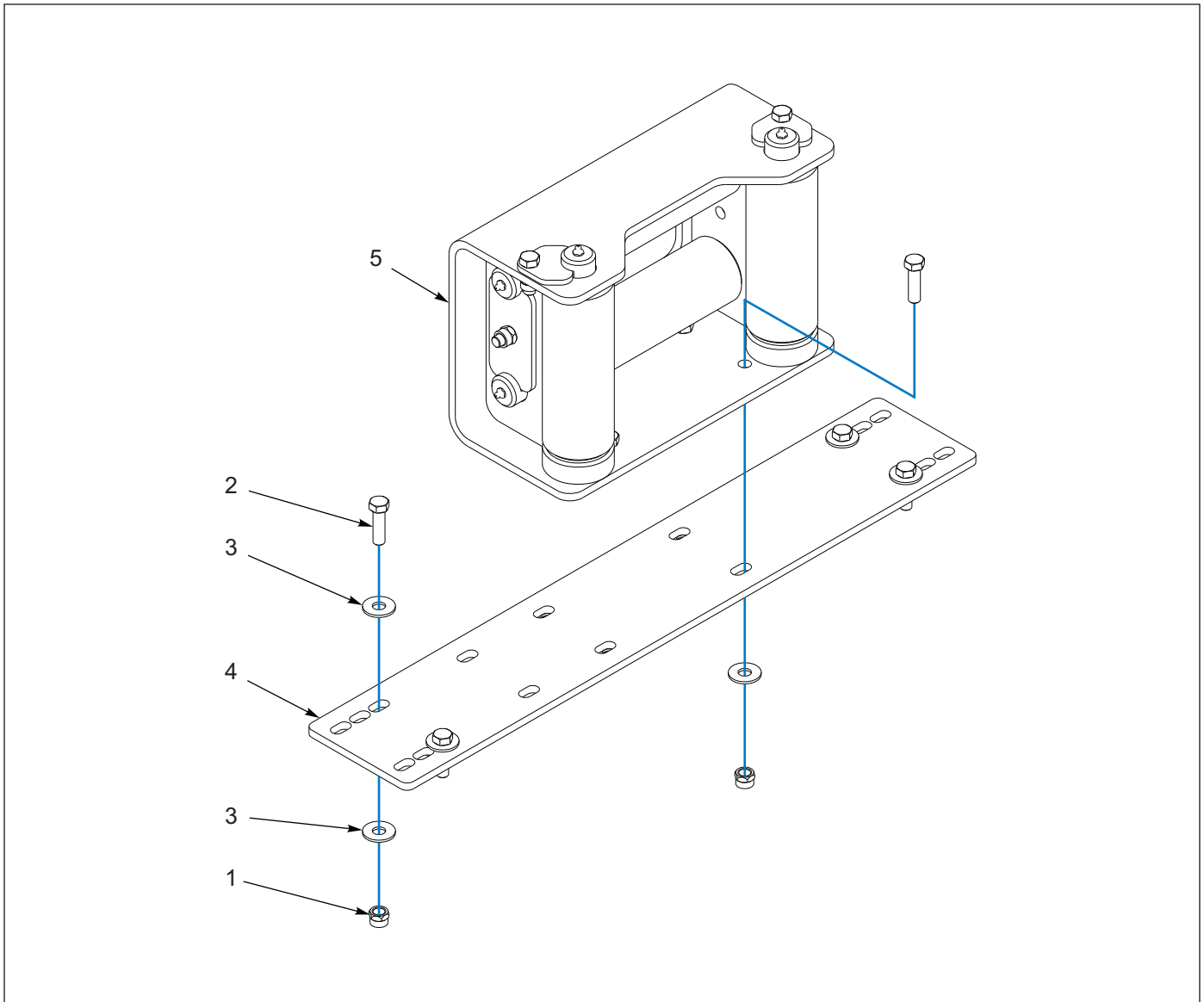


Figure 1-105: 4 Roller Guide Installation - 12K (BRADEN)

4 Roller Guide Installation - 12K (BRADEN)

ITEM	PART NO.	DESCRIPTION	QTY.
	161155	4 ROLLER GUIDE INSTALLATION - 12K BRADEN	
1	1-512-010005-09	NUT, HEX LOCK 1/2-13 GRB	8
2	1-654-010055-04	SCREW, HEX HEAD CAP 1/2-13 X 1-3/4 GR5	8
3	1-861-010032-15	WASHER, FLAT 1/2W	12
4	145588	PLATE, ROLLER GUIDE MOUNT	1
5	161150	GUIDE ASSEMBLY, WINCH 12K BRADEN (SEE PAGE 1-191)	1

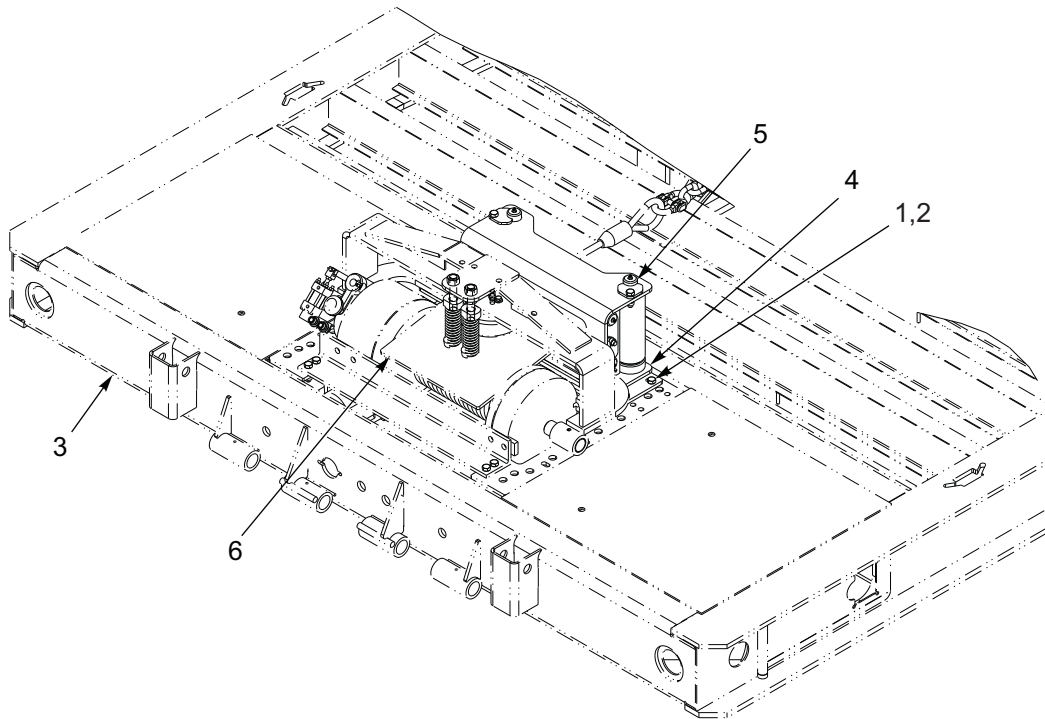
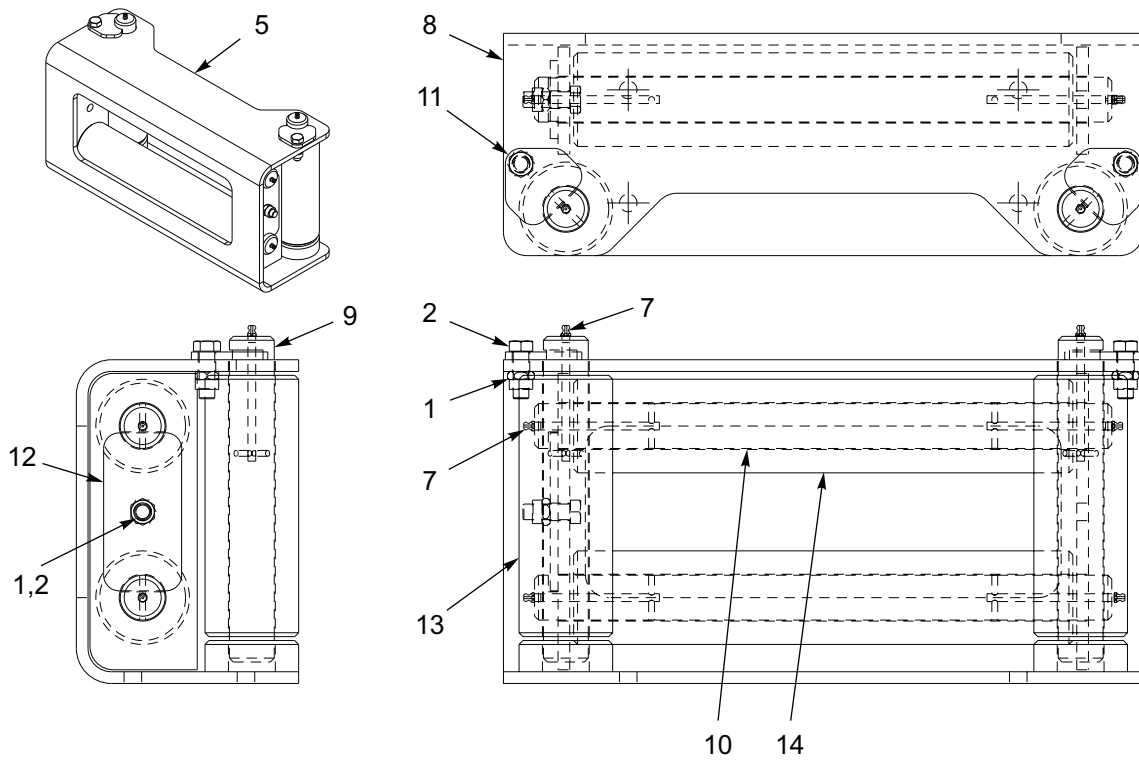


Figure 1-106: 4 Roller Guide Installation - 20K (BRADEN)

4 Roller Guide Installation - 20K (BRADEN)

ITEM	PART NO.	DESCRIPTION	QTY.
	145589	4 ROLLER GUIDE INSTALLATION	
1	1-512-010005-09	NUT, HEX LOCK 1/2-13 GRB	11
2	1-654-010055-03	SCREW, HEX HEAD CAP 1/2-13 X 1-1/2 GR5	11
3	130662	GOOSENECK WELDMENT	REF
4	145588	PLATE, ROLLER GUIDE MOUNT	1
5	3-352-010067-2	GUIDE ASSEMBLY, WINCH (INCL ITEMS 1-2, 7-14)	1
6	3-873-010140-01	WINCH INSTALLATION, 20K UPPER DECK	REF
7	1-298-010001-1	FITTING, GREASE STR SHORT 1/4-28	6
8	3-120-010494	BRACKET WELDMENT, 20K WINCH GUIDE	1
9	3-557-010543	PIN, VERTICAL ROLLER 20K GUIDE	2
10	3-557-010544	PIN, HORIZONTAL ROLLER 20K GUIDE	2
11	3-565-011792	PLATE, GUIDE LOCK TOP	2
12	3-565-011793	PLATE, GUIDE LOCK SIDE	1
13	3-645-010087	ROLLER, VERTICAL 20K WINCH GUIDE	2
14	3-645-010088	ROLLER, HORIZONTAL 20K WINCH GUIDE	2

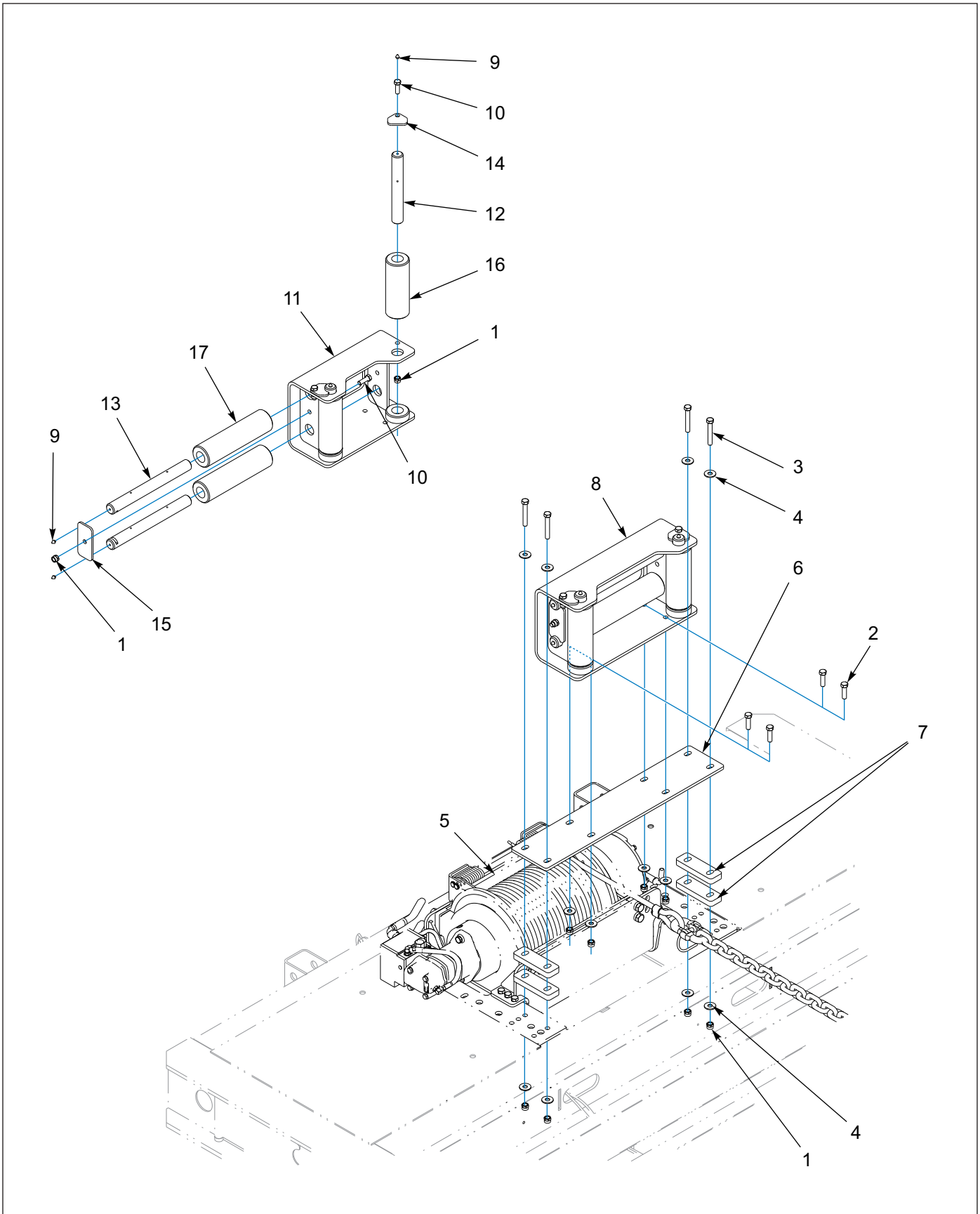


Figure 1-107: 4 Roller Guide Installation - 20K/30K (WARN)

4 Roller Guide Installation - 20K/30K (WARN)

ITEM	PART NO.	DESCRIPTION	QTY.
	162258	4 ROLLER GUIDE INSTALLATION (WARN)	
1	1-512-010005-09	NUT, HEX LOCK 1/2-13 GRB	11
2	1-654-010055-04	SCREW, HEX HEAD CAP 1/2-13 X 1-1/2 GR5	4
3	1-654-010055-10	SCREW, HEX HEAD CAP 1/2-13 X 3-1/4 GR5	4
4	1-861-010032-15	WASHER, FLAT 1/2W	12
5	151818	WINCH INSTALLATION, 20K WARN	REF
5	155411	WINCH INSTALLATION, 30K WARN	REF
6	162259	PLATE, ROLLER GUIDE	1
7	162260	PLATE, ROLLER SPACER	4
8	3-352-010067-2	GUIDE ASSEMBLY, WINCH (INCL ITEMS 1, 9-17)	1
9	1-298-010001-1	FITTING, GREASE STR SHORT 1/4-28	6
10	1-654-010055-03	SCREW, HEX HEAD CAP 1/2-13 X 1-1/2 GR5	3
11	3-120-010494	BRACKET WELDMENT, 20K WINCH GUIDE	1
12	3-557-010543	PIN, VERTICAL ROLLER 20K GUIDE	2
13	3-557-010544	PIN, HORIZONTAL ROLLER 20K GUIDE	2
14	3-565-011792	PLATE, GUIDE LOCK TOP	2
15	3-565-011793	PLATE, GUIDE LOCK SIDE	1
16	3-645-010087	ROLLER, VERTICAL 20K WINCH GUIDE	2
17	3-645-010088	ROLLER, HORIZONTAL 20K WINCH GUIDE	2

Pop-Up Roller Installation

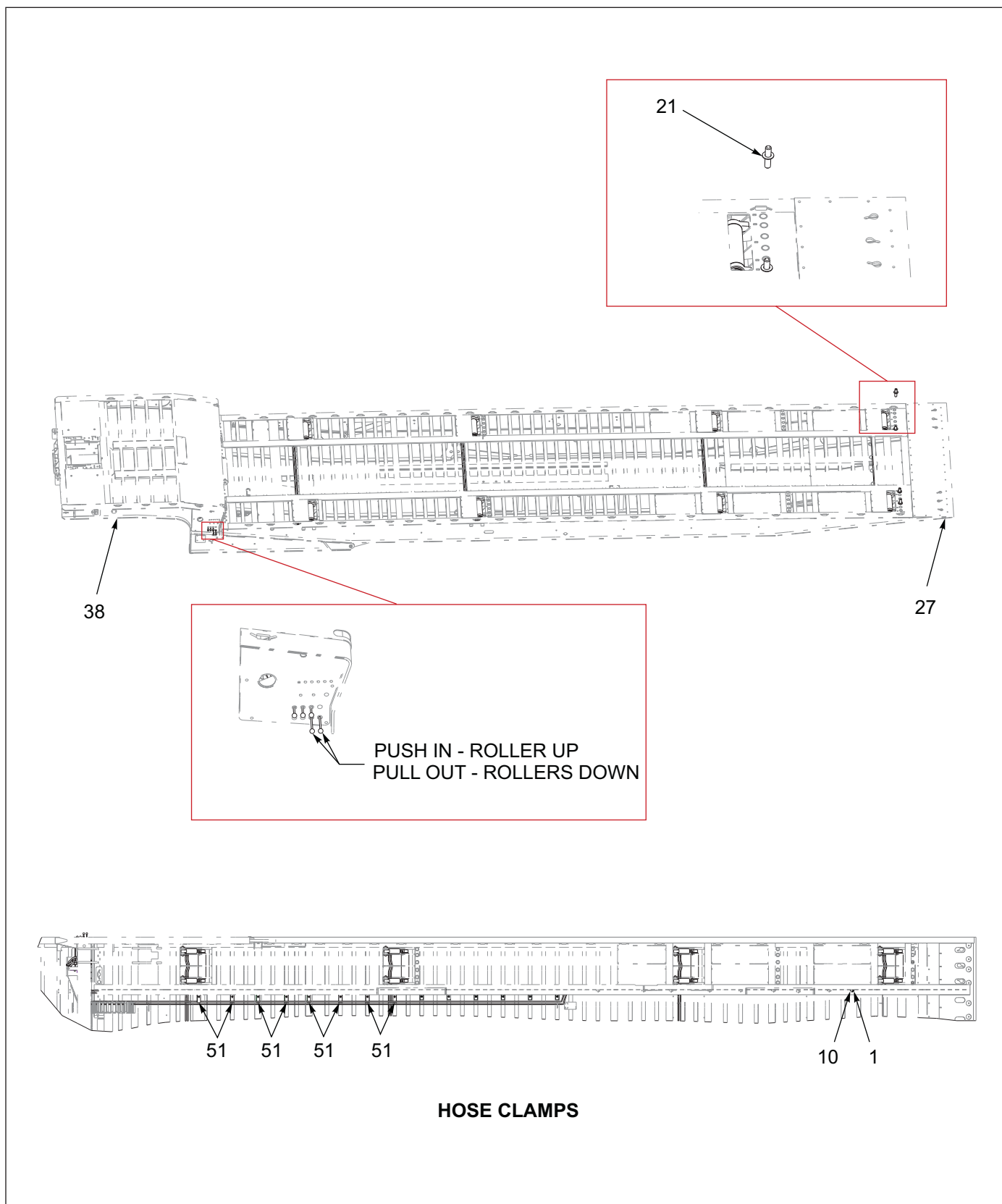


Figure 1-108: 8 Pop-Up Roller Installation (1 of 2)

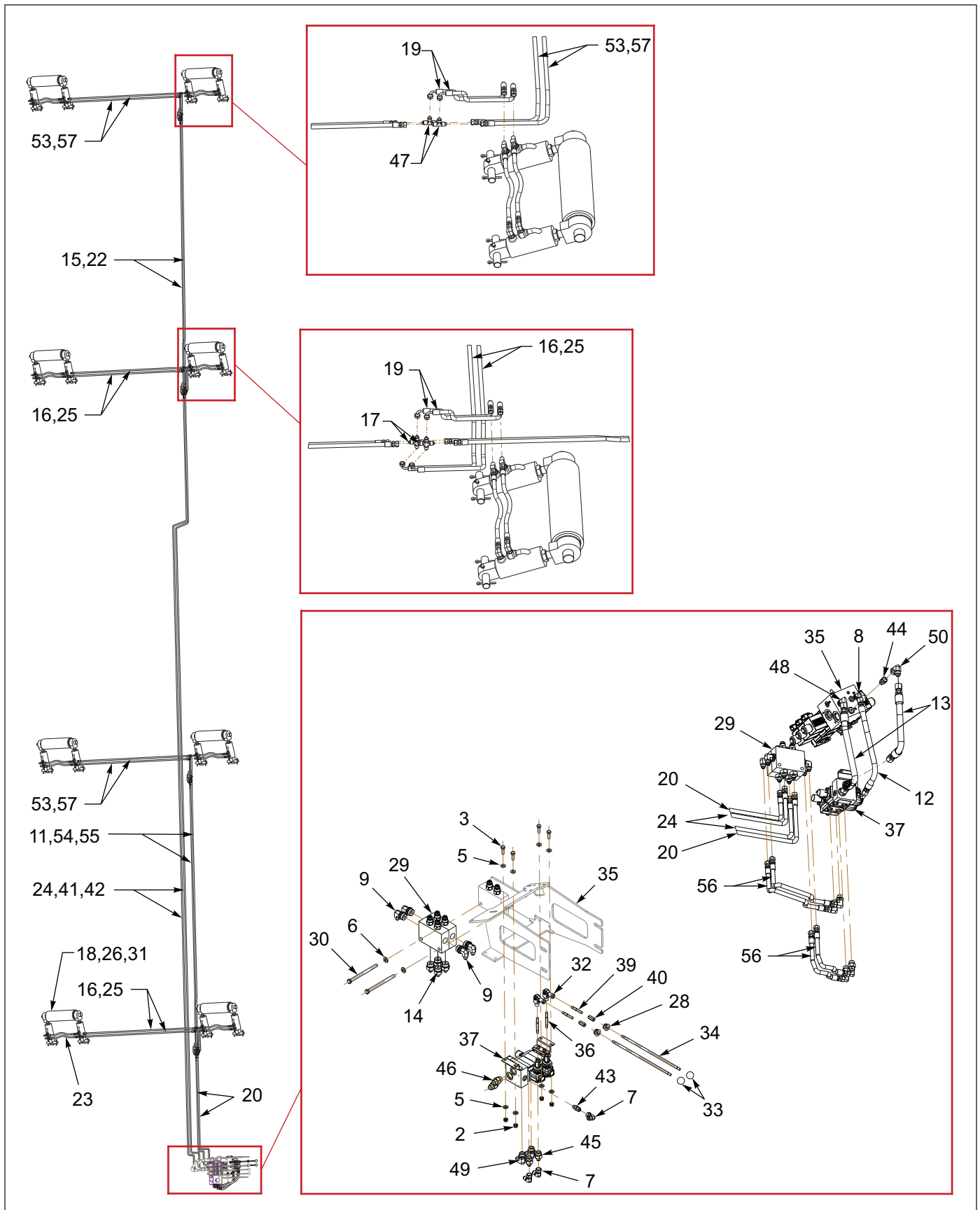


Figure 1-109: 8 Pop-Up Roller Installation (2 of 2)

8 Pop-Up Roller Installation

ITEM	PART NO.	DESCRIPTION	QTY.
	194467	ROLLER INSTL. (8) 400A-48-102 SB	
	194483	ROLLER INSTL. (8) 400A-48-108 SB BB	
	194499	ROLLER INSTL. (8) 400A-48-120 SB	
	190508	ROLLER INSTL. (8) 400A-50CA-102 SB BB	
	194508	ROLLER INSTL. (8) 400A-50CA-108 SB BB	
	194524	ROLLER INSTL. (8) 400A-50CA-120 SB	
	194540	ROLLER INSTL. (8) 400A-50-102 SB	
	194556	ROLLER INSTL. (8) 400A-50-108 SB BB	
	194572	ROLLER INSTL. (8) 400A-50-120 SB	
	190524	ROLLER INSTL. (8) 400A-53-102	
	189384	ROLLER INSTL. (8) 400A-53-102 SB 1" TRAVEL	
	190536	ROLLER INSTL. (8) 400A-53-108 SB BB	
	190548	ROLLER INSTL. (8) 400A-53-120 SB	
1	1-510-010001	NUT, 3/8-16 FLANGE LOCK	23
2	1-512-010005-03	NUT HEX SLFLKG GRB 5/16-18	4
3	1-654-010049-05	SCREW HX CP 5/16-18UNCX1 GR5	4
4	1-796-010003-02	TIE, STRAP, PLASTIC.18X14 (NOT SHOWN)	14
5	1-861-010032-08	WASHER,FLAT 5/16 ZP	8
6	1-861-010032-10	WASHER, FLAT 3/8" N ZP	2 REF
7	102-0031	ADAPTER,90 JIC SWVL #6	3
8	102-1238	ADAPTER,90-#4 O-RING/#6 JIC	1
9	102-1333	FTG,90EL 06SAEM X 10	4
10	103817	CLAMP,HOSE 660 U/C	15
11	125648	HOSE ASSY 1/4X108,#6JICFEMALE (USED ONLY W/ 194540, 194556, & 194572)	2
12	130644	HOSE ASSY 3/8X16,9/16JIC ST	1
13	1422896	HOSE ASSY, 1/2 SAE 37, STR-STR	2
14	146707	ADAPTER,#10 O-RING #6 TUBE	4
15	149007	HOSE ASSY 1/4X#6JIC (2X) X156 (USED ONLY W/ 190508, 194508, & 194524)	2
16	149011	HOSE ASSY 1/4X72 #6JIC STR-90 (USED ONLY W/ 194499, 194524, 194572, & 190548)	4
17	149012	ADAPTER CROSS #6 JIC	4
18	169845	ROLLER SUB-ASSY POP-UP (USED ONLY W/ 194483, 194508, 194556, & 190536)	8
19	169848	HOSE ASSY 1/4X18 #6JIC STR-90	8
20	169849	HOSE ASSY 1/4X144 #6JIC STR	2
21	169865	PIN ALIGNMENT PEG	4
22	172980	HOSE ASSY, 1/4X125 #6 JIC STR	2
23	174265	HOSE HYD 1/4 X 21 - 6 STR	16
24	174266	HOSE HYD 1/4 X 446 -6 STR (USED ONLY W/ 190524, 189384, 190536, & 190548)	2
25	175029	HOSE ASSY, 1/4X52,#6JIC STR-90 (USED ONLY W/ 194467, 194483, 190508, 194508, 194540, 194556, 190524, 189384, & 190536)	4
26	175617	ROLLER SUB-ASSY POP-UP (USED ONLY W/ 194467, 194499, 190508, 194524, 194540, 194572, 190524, & 190548)	8
27	178400	FRAME MOD, 8 RLR 455-53-120 SB	REF
28	178444	BUSHING NYLON INSERT 9/16ID	2
29	184585	VALVE,DUAL COUNTER BALANCE,30G	2

8 Pop-Up Roller Installation

ITEM	PART NO.	DESCRIPTION	QTY.
30	185216	SCREW,HXCAP3/8-16UNCX5-1/4GR5	2
31	186861	ROLLER ASSY, POP-UP, 1" STOP (USED ONLY W/ 189384)	8
32	186875	CLEVIS JOINT,ROD ENDS M8.1.25	2
33	186877	KNOB,1" ROUND,M8X1.25 THD	2 REF
34	186878	ROD HANDLE M8X1.25 ENDS	2 REF
35	186886	VALVE ASSY, 3 SP, 35 GPM, SOLE (SEE PAGE 1-26)	REF
36	186902	STUD M8X1.25X65MM,DBL THD	2
37	189260	VALVE, 2 SPOOL, MOTOR, MANUAL (INCLUDES 186877 & 186878) (SEE PAGE 1-124)	1
38	192160	FRAME ASSY, 400A-120 G/N	REF
39	193910	STUD M8-1.25X50MM DBLE THD	2
40	193911	COUPLING NUT,M8-1.25X24MM ZINC	2
41	194724	HOSE ASSY 1/4X386 #6 JIC 2X (USED ONLY W/ 194467, 194483, 194499, 190508, 194508, & 194524)	2
42	194725	HOSE ASSY 1/4X399 #6 JIC 2X (USED ONLY W/ 194540, 194556, & 194572)	2
43	202702-4-6S	ADAPTER, #4 O-RING TO #6 JIC	1
44	202702-6-8S	ADAPTER, #6 SAE X #8 JIC	1
45	202702-8-6S	ADAPTER #8 O-RING TO #6 TUBE	2
46	202702-8-8S	ADAPTER #8 O-RING TO #8 TUBE	2
47	2033-6-6S	ADAPTER, TEE, #6 TUBE	4
48	2062-6-8S	ADAPTER 90" 562 O-RING-.75JIC	1
49	2062-8-6S	ELBOW,90,#8 SAE X #6 JIC	2
50	2071-8-8S	ADAPTER90 #8 FLR SWIVEL #8JIC	1
51	3-181-010006	HOSE CLAMP 350	8
52	1-822-010001	TRIM 1350 3/8 BLK FINE PEBBLE	3
53	71500166	HOSE,.25 X 52 IN. (USED ONLY W/ 194467, 194483, 190508, 194508, 194540, 194556, 190524, 189384, & 190536)	4
54	71508981	HOSE ASSY 1/4 #6 JIC (2X) 130 (USED ONLY W/ 190508, 194508, 194524, 190524, 189384, 190536, & 190548)	2
55	71509124	HOSE ASSY 1/4 #6 JIC (2X) 116 (USED ONLY W/ 194467, 194483, & 194499)	2
56	71509125	HOSE ASSY, 1/4, #6 JIC 30"	4
57	7779-72	HOSE HYD 1/4 X 72 (USED ONLY W/ 194499, 194524, 194572, & 190548)	4

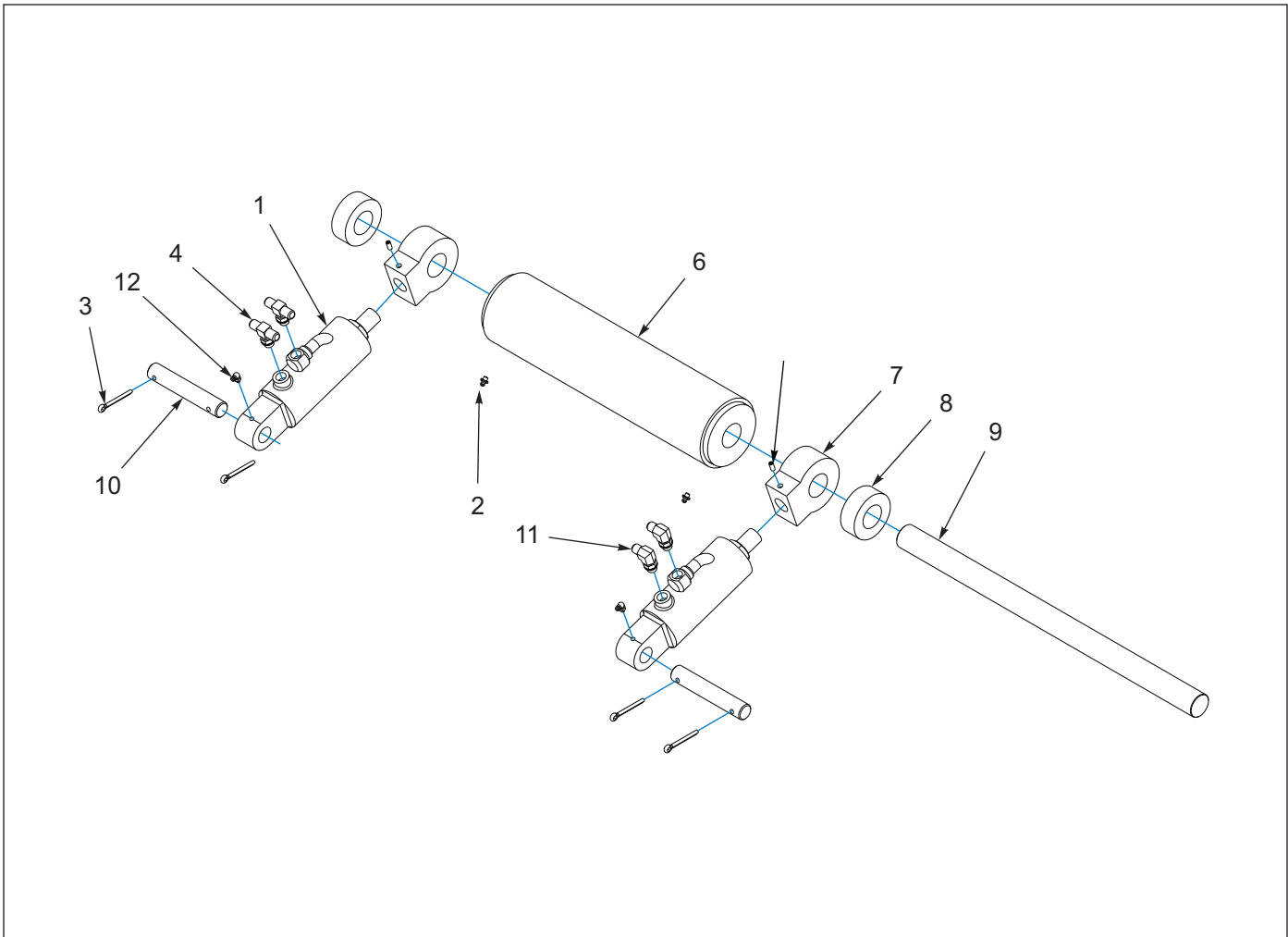


Figure 1-110: Pop-Up Roller Installation

Pop-Up Roller Installation

ITEM	PART NO.	DESCRIPTION	QTY.	
	169845	POP-UP ROLLER INSTALLATION	*	
	175617	POP-UP ROLLER INSTALLATION		*
1	0047008	CYLINDER, TILT	2	2
2	1-298-010001-1	FITTING, GREASE STR SHORT 1/4-28	2	2
3	1-557-010362-63	PIN, COTTER 1/4 X 2	4	4
4	102-1089	ADAPTER, 90	2	2
5	107464	SCREW, SET HEX SOCKET 1/4-28 X 5/8	2	2
6	187787	ROLLER WELDMENT, HDPU, 18-3/4	1	--
6	187790	ROLLER WELDMENT, HD PU 15-3/4	--	1
7	169255	END CYLINDER, ROLLER PIN	2	2
8	169258	ROLLER, TRACK HYDRAULIC DECK ROLLER	2	2
9	169836	SHAFT, ROLLER POP-UP (24-7/16")	1	--
9	175620	SHAFT, ROLLER POP-UP (21-7/16")	--	1
10	2-557-010054	PIN, EXTENDED CYLINDER	2	2
11	2062-6-6S	ADAPTER, 90	2	2
12	5410	FITTING, GREASE 1/4-28 90	2	2

Spare Tire Accessories

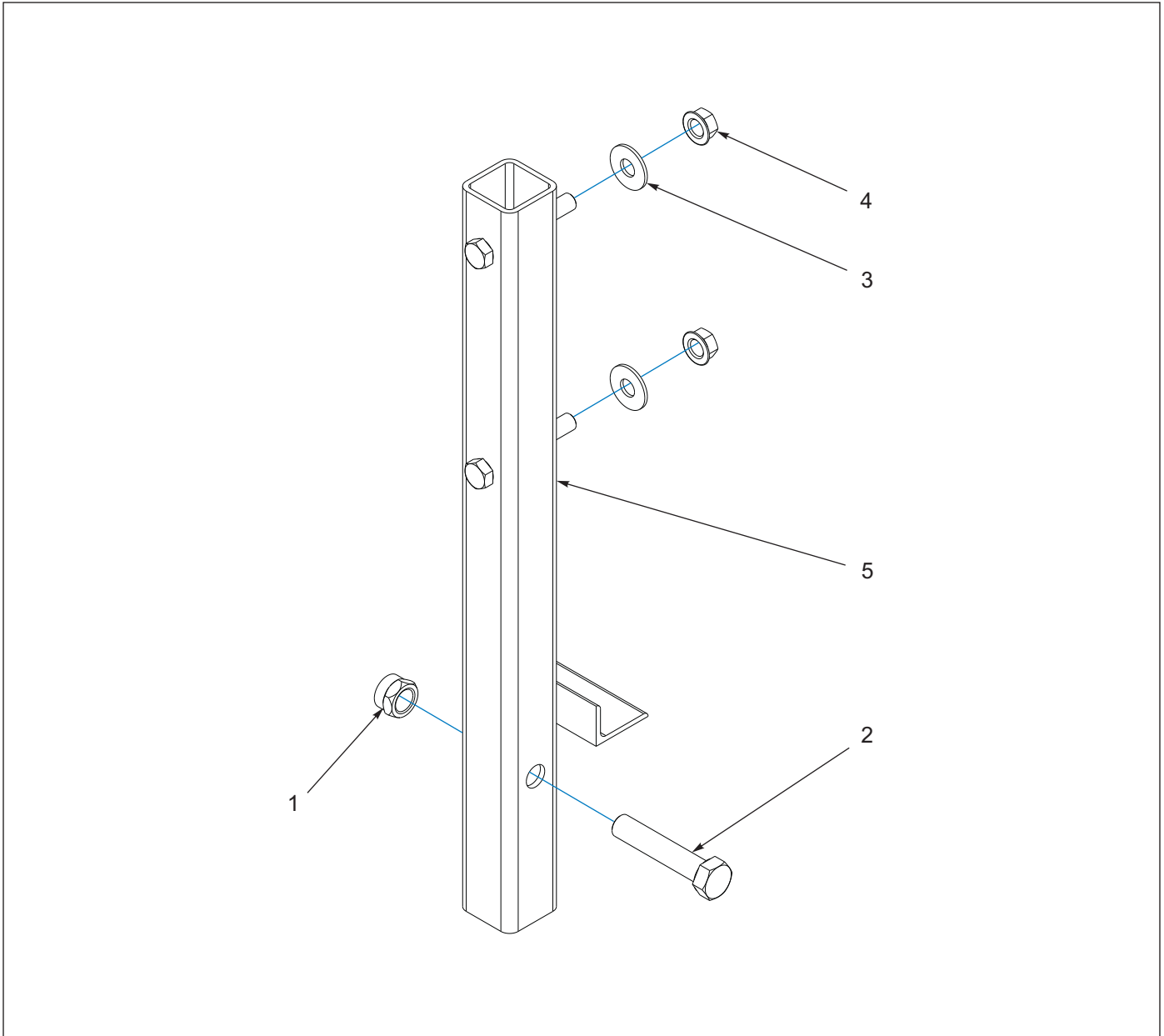


Figure 1-111: Spare Tire - Mount Assembly

Spare Tire - Mount Assembly

ITEM	PART NO.	DESCRIPTION	QTY.	
	130282	SPARE TIRE MOUNT ASSEMBLY	*	
	169641	SPARE TIRE MOUNT ASSEMBLY, 255 TIRES		*
1	1-512-010005-19	NUT, HEX LOCK 1-8 GRB	1	1
2	1-654-010065-15	SCREW, HEX HEAD CAP 1-8 X 5 GR5	1	1
3	1-861-010032-21	WASHER, FLAT, 3/4W	2	2
4	103841	NUT, FLANGE PREVAILING TORQUE 3/4-10	2	2
5	130280	MOUNT WELDMENT, SPARE TIRE	1	--
5	169639	MOUNT WELDMENT, SPARE TIRE, 255	--	1

Upper Deck - Options

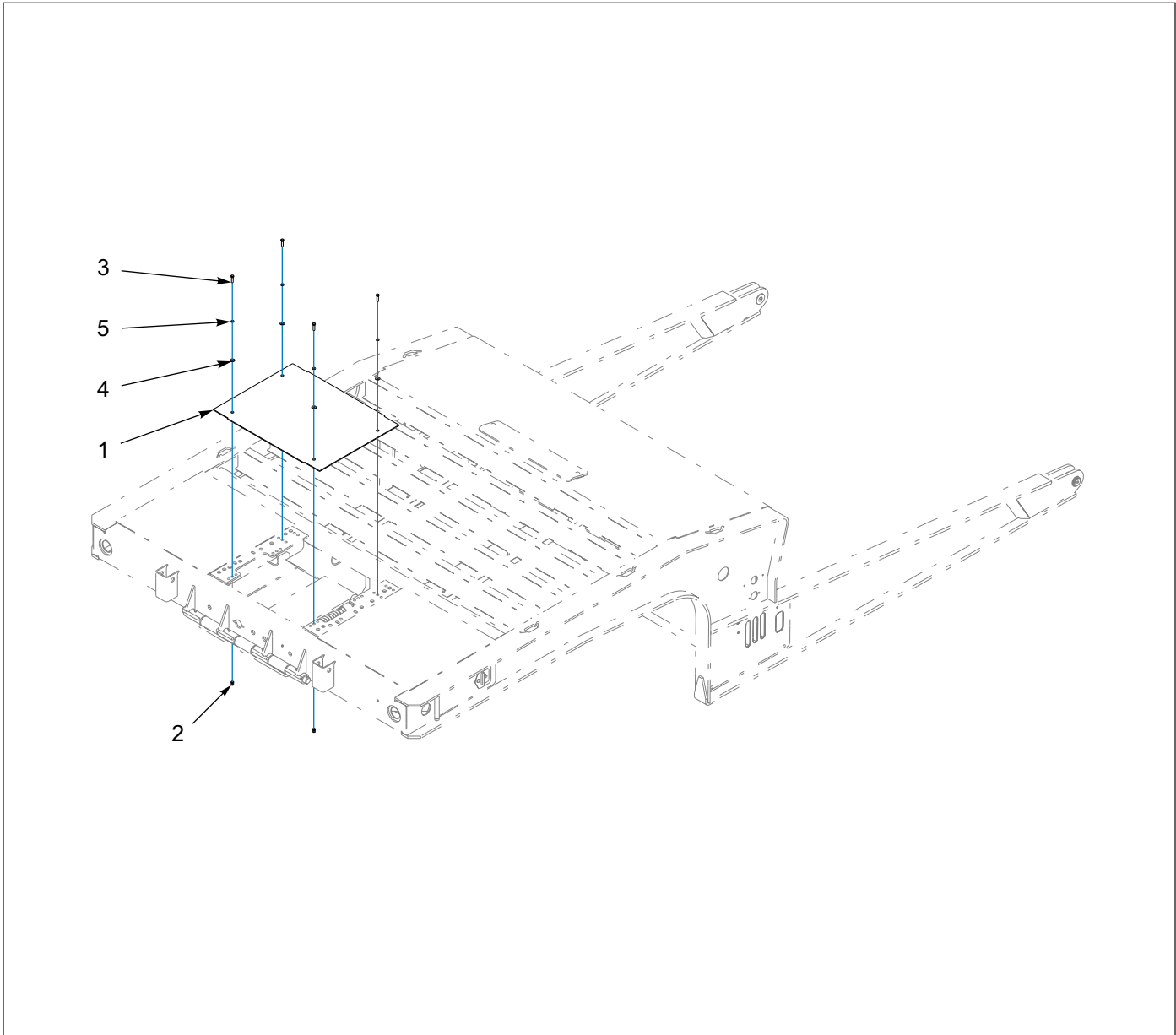


Figure 1-112: Upper Deck - Cover Assembly

Upper Deck - Cover Assembly

ITEM	PART NO.	DESCRIPTION	QTY.
	137635	COVER ASSEMBLY, UPPER DECK (REF. ONLY)	
1	137634	COVER, UPPER DECK	1
2	139254	NUTSERT, 3/8-16	4
3	1-654-010051-07	SCREW, HEX HEAD CAP 3/8-16 X 1-1/2 GR5	4
4	1-861-010032-11	WASHER, FLAT 3/8W	4
5	1-861-010034-11	WASHER, SPLIT LOCK 3/8	4
6	1-007-010025	PLUG, O-RING BOSS 3/4-16 (NOT SHOWN)	1

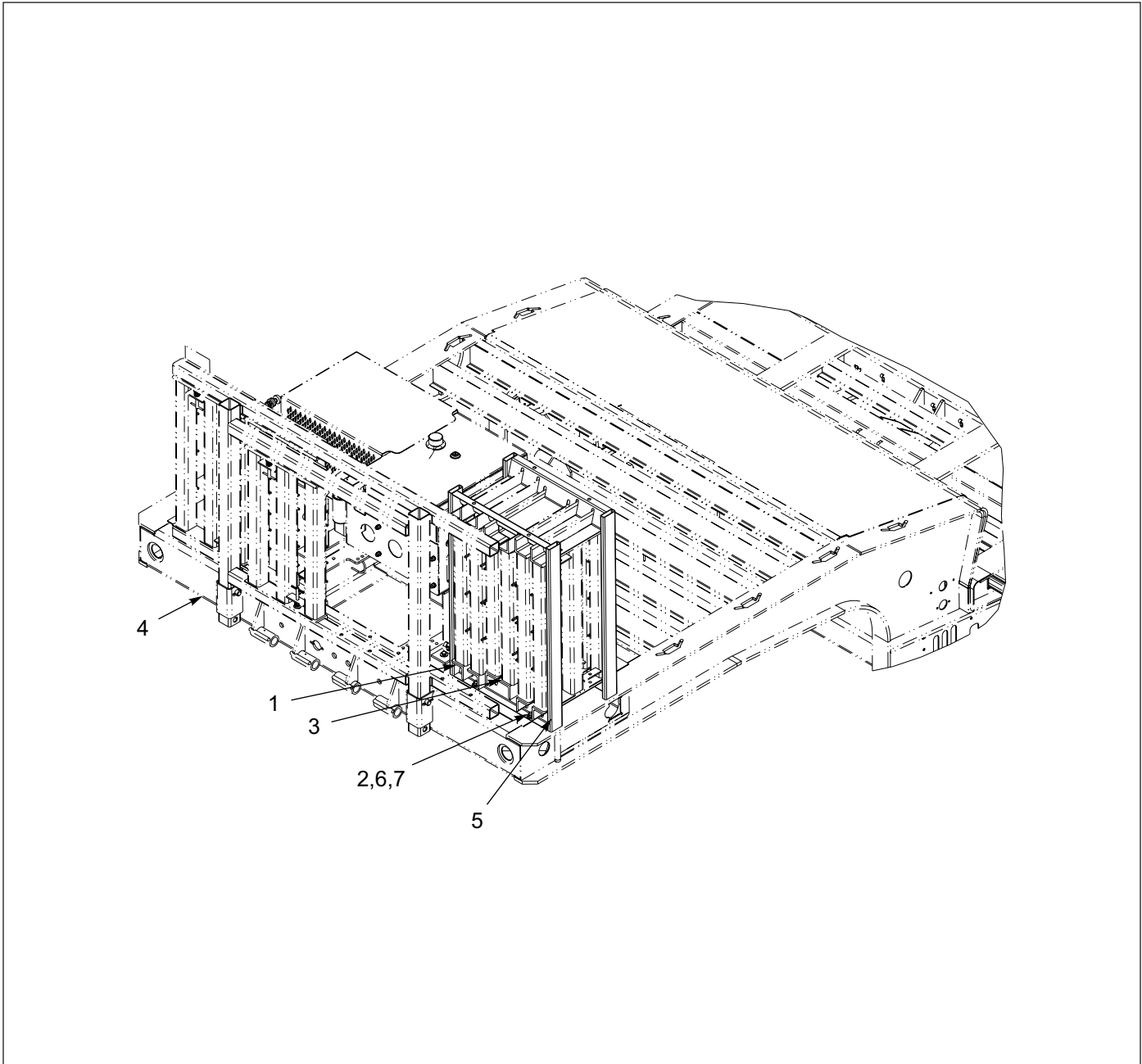


Figure 1-113: Upper Deck - Extension Bridge Storage Rack

Upper Deck - Extension Bridge Storage Rack

ITEM	PART NO.	DESCRIPTION	QTY.
	136828	UPPER DECK EXTENSION BRIDGE STORAGE RACK	
1	120492	EXTENSION WELDMENT, REAR WHEEL WELL	REF
2	124971	NUT, FLANGE HEAD SPIRALOCK 1/2-13	4
3	126609	EXTENSION WELDMENT, FRONT WHEEL WELL	REF
4	136396	P/O EXTENSION INSTALLATION	REF
5	136829	RACK WELDMENT U/D STOR EXT BRIDGE	1
6	1-654-010055-02	SCREW, HEX HEAD CAP 1/2-13 X 1-1/4 GR5	4
7	1-861-010032-15	WASHER, FLAT 1/2W	4

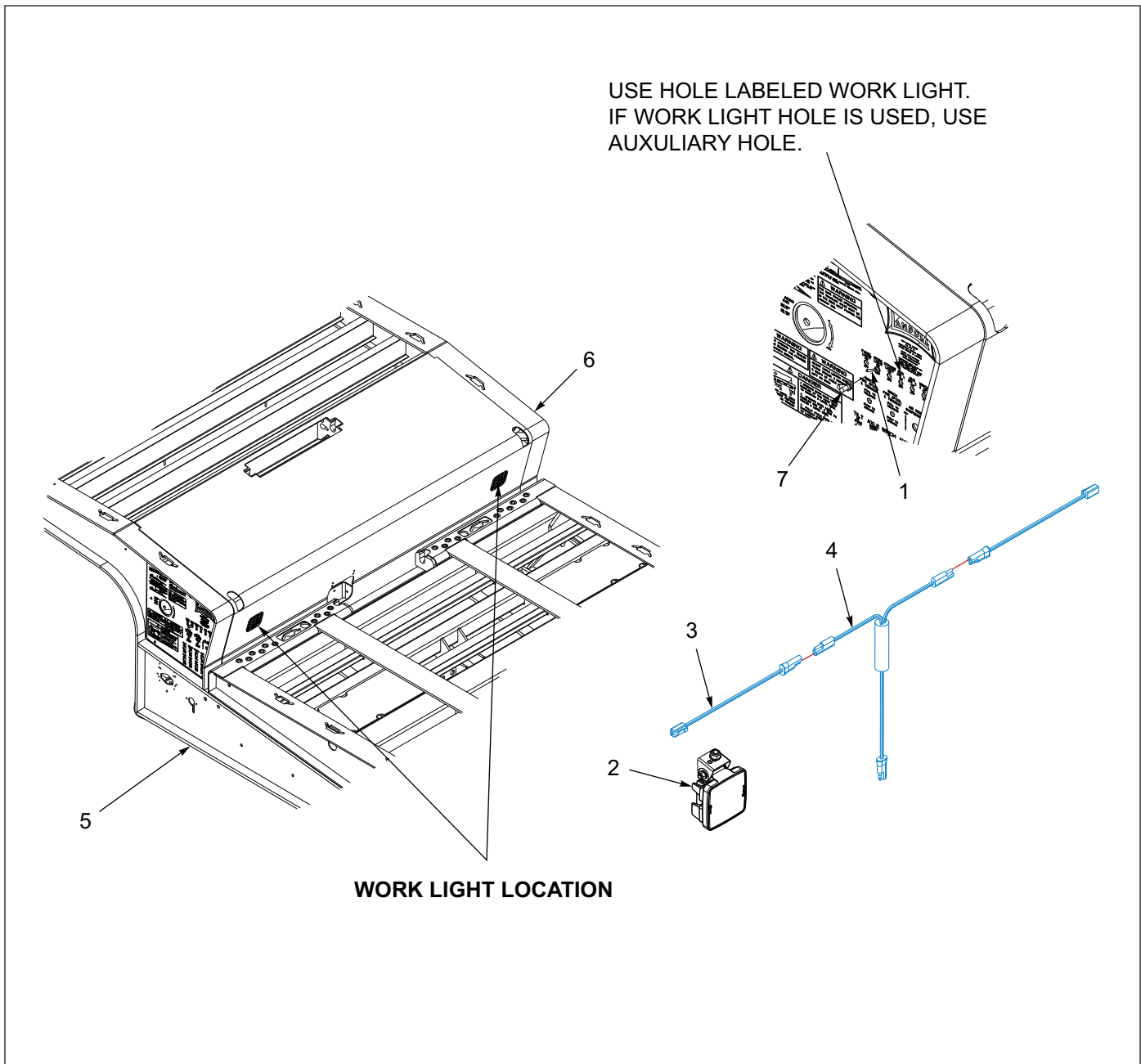


Figure 1-114: Upper Deck - Slope Light Installation

Upper Deck - Slope Light Installation

ITEM	PART NO.	DESCRIPTION	QTY.
	212392	LIGHT INSTALLATION, 400 U/D SLOPE	
1	150117	TOGGLE SWITCH, SEALED S.P.S.T.	1
2	163996	LIGHT, LED WHITE FLOOD LAMP	2
3	164052	HARNESS, 60" BRANCH WORK LIGHT	2
4	169583	HARNESS, JUMPER T-POWER	1
5	189015	FRAME WLDMT, 440A-53-102	REF
6	213978	G/N WLDMT 400B TOP TLBX	REF
7	81264	RUBBER BOOT FOR ELECT SWITCH	1

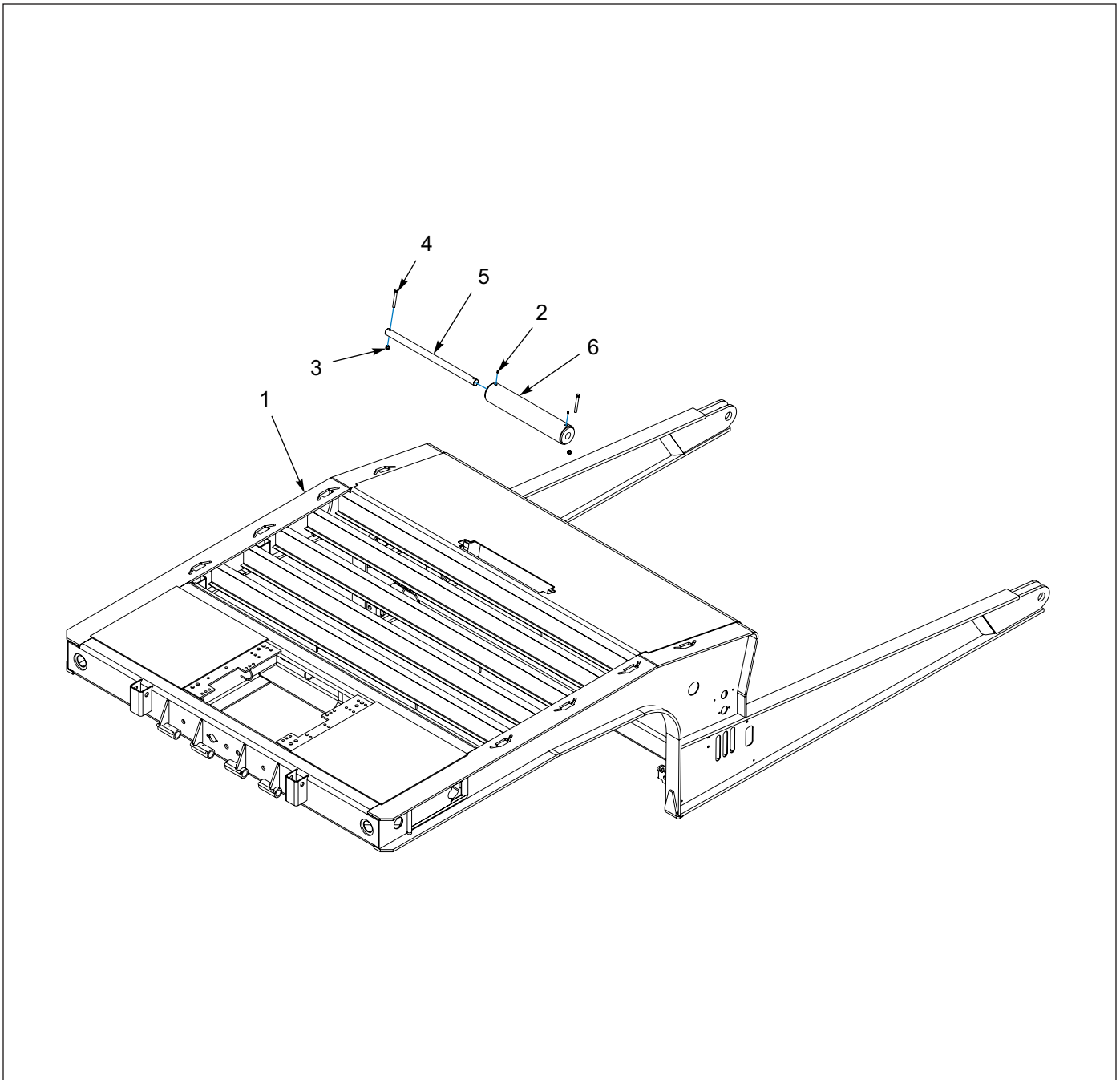


Figure 1-115: Upper Deck - Roller Installation

Upper Deck - Roller Installation

ITEM	PART NO.	DESCRIPTION	QTY.
	131895	UPPER DECK ROLLER INSTALLATION	
1	213978	G/N WLDMT 400B TOP TLBX	REF
2	1-298-010001-1	FITTING, GREASE 1/4-28 STR SHORT	2
3	1-512-010005-09	NUT, HEX LOCK 1/2-13 GRB	2
4	1-654-010055-13	SCREW, HEX HEAD CAP 1/2-13 X 4 GR5	2
5	3-642-010134	ROLLER ROD	1
6	3-645-010059	ROLLER WELDMENT, CABLE U/D	1

Winch Options

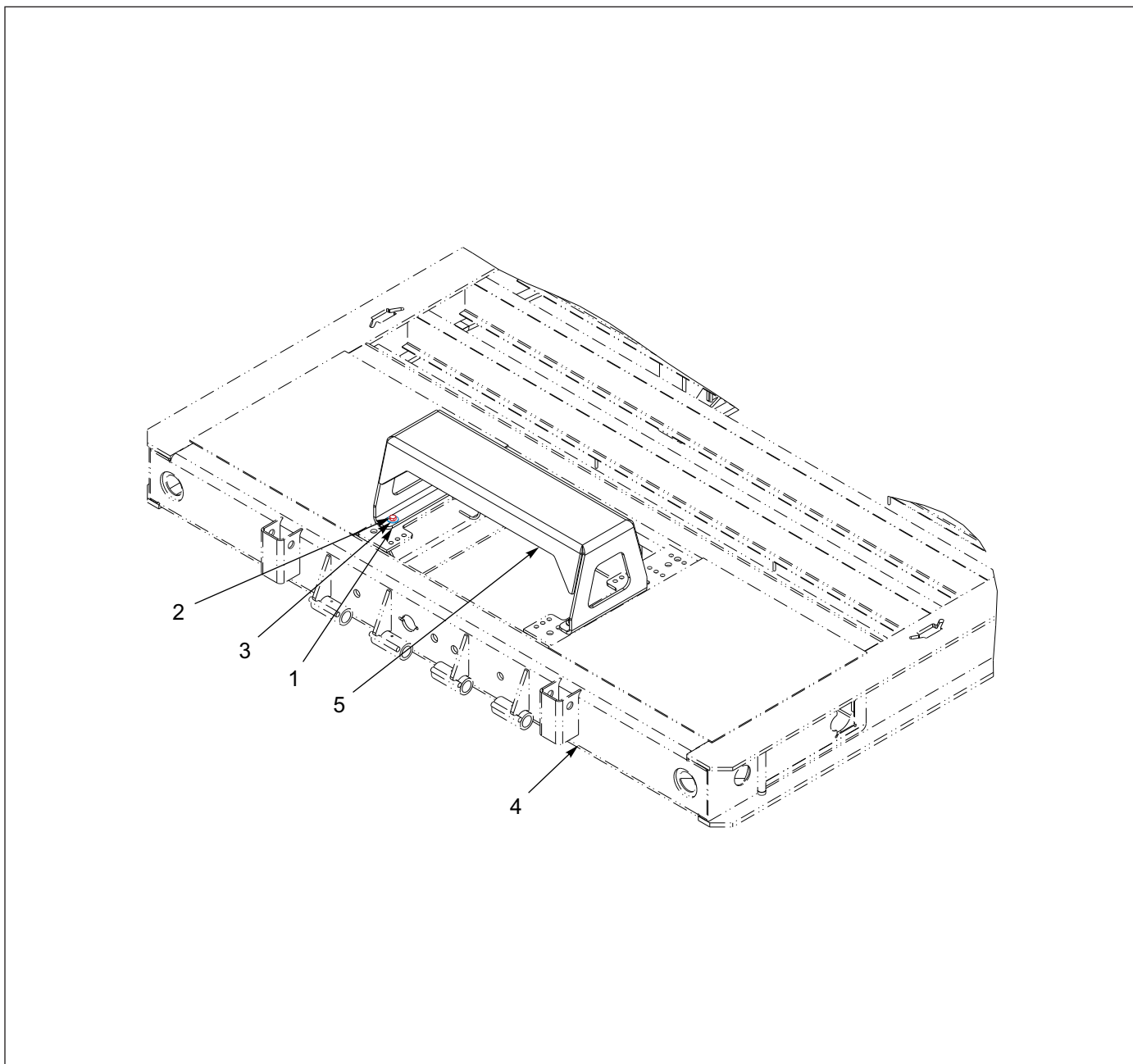


Figure 1-116: Winch - 12K/20K Guard Installation (BRADEN)

Winch - 12K/20K Guard Installation (BRADEN)

ITEM	PART NO.	DESCRIPTION	QTY.
	145598	12/20K WINCH GUARD INSTALLATION	
1	1-512-010005-09	NUT, HEX LOCK 1/2-13 (ARROW INDICATES LOCATION)	4
2	1-654-010055-05	SCREW, HEX HEAD CAP 1/2-13 X 2 GR5	4
3	1-861-010032-15	WASHER, FLAT 1/2	8
4	213978	G/N WLDMT 400B TOP TLBX	REF
5	145599	GUARD, WINCH 12/20K BRADEN	1

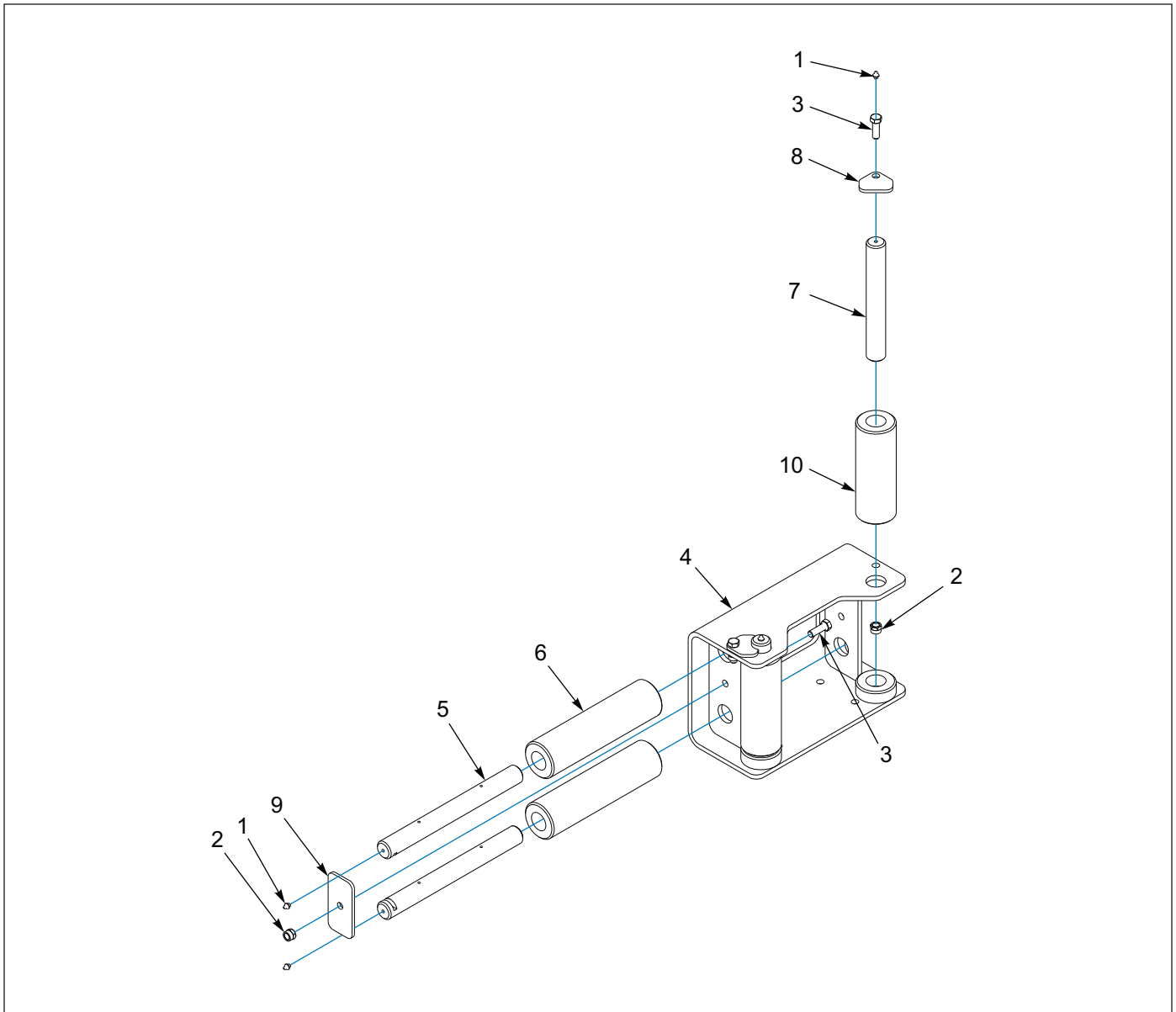


Figure 1-117: Winch - 12K Guide Assembly (BRADEN)

Winch - 12K Guide Assembly (BRADEN)

ITEM	PART NO.	DESCRIPTION	QTY.
	161150	GUIDE ASSEMBLY, WINCH 12K (BRADEN)	
1	1-298-010001-1	FITTING, GREASE STR SHORT 1/4-28	6
2	1-512-010005-09	NUT, HEX LOCK 1/2-13 GRB	11
3	1-654-010055-03	SCREW, HEX HEAD CAP 1/2-13 X 1-1/2 GR5	3
4	161151	BRACKET WELDMENT, WINCH GUIDE	1
5	161153	PIN, HORIZONTAL ROLLER GUIDE	2
6	161154	ROLLER, HORIZONTAL WINCH GUIDE	2
7	3-557-010543	PIN, VERTICAL ROLLER 20K GUIDE	2
8	3-565-011792	PLATE, GUIDE LOCK TOP	2
9	3-565-011793	PLATE, GUIDE LOCK SIDE	1
10	3-645-010087	ROLLER, VERTICAL 20K WINCH GUIDE	2

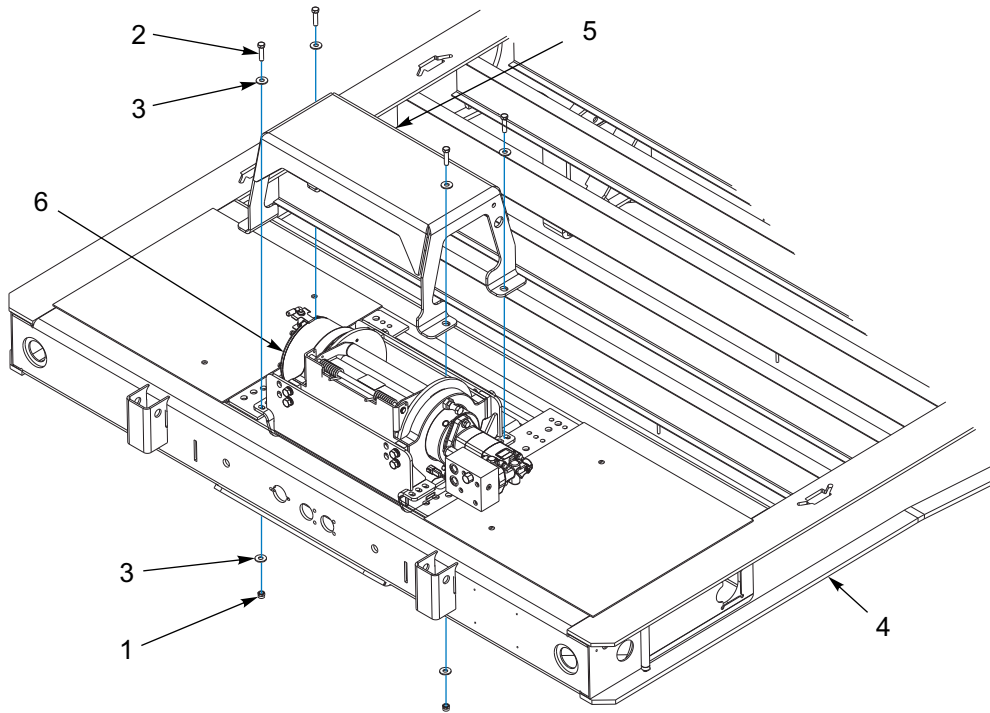


Figure 1-118: Winch - 20K/30K Guard Installation (WARN)

Winch - 20K/30K Guard Installation (WARN)

ITEM	PART NO.	DESCRIPTION	QTY.
	171166	12/20K WINCH GUARD INSTALLATION	
1	1-512-010005-09	NUT, HEX LOCK 1/2-13	4
2	1-654-010055-05	SCREW, HEX HEAD CAP 1/2-13 X 2 GR5	4
3	1-861-010032-15	WASHER, FLAT 1/2	8
4	213978	G/N WLDMT 400B TOP TLBX	REF
5	171167	GUARD, WINCH 20K/30K WARN	1
6	----	WINCH ASSEMBLY, WARN	REF

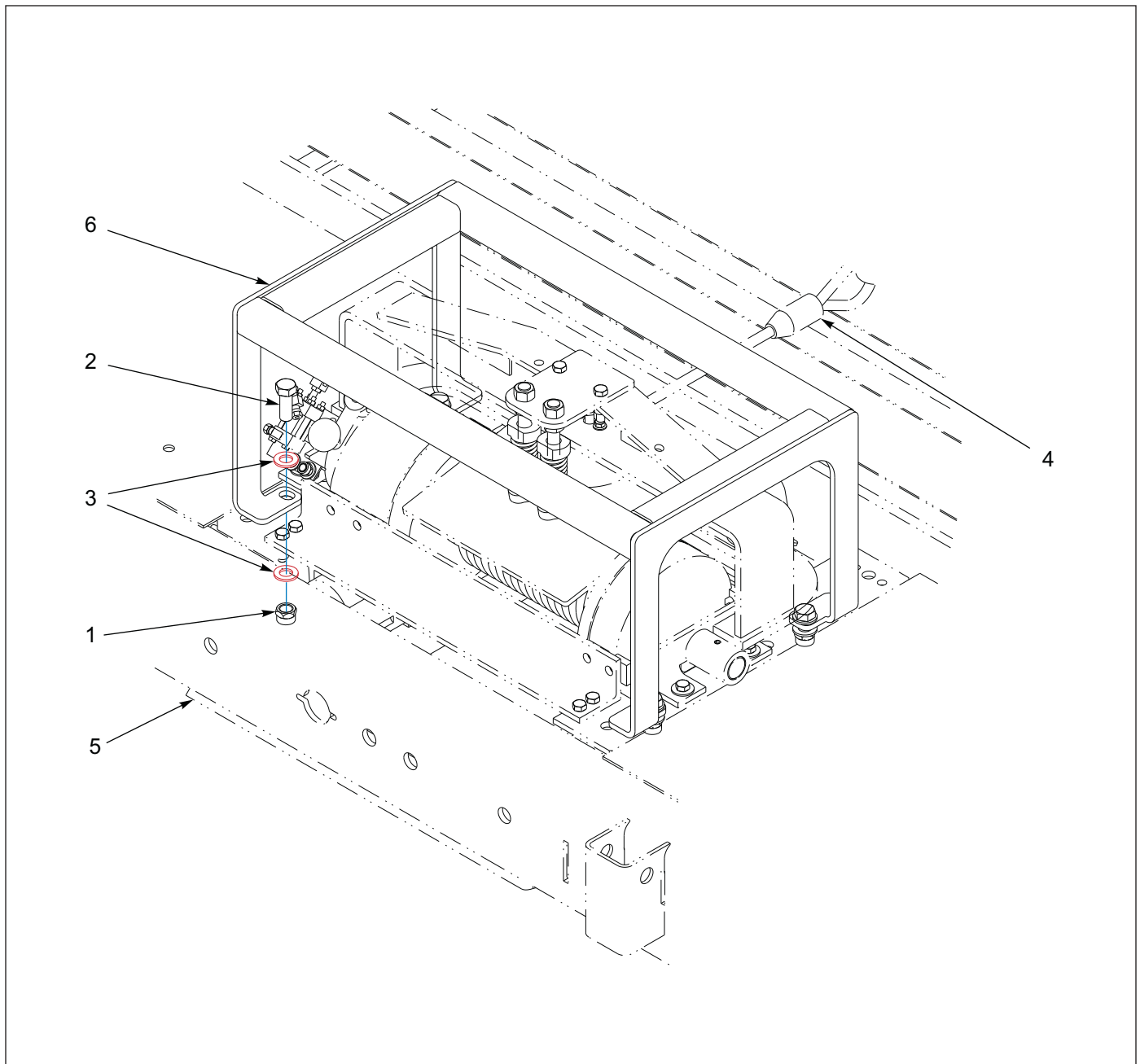


Figure 1-119: Guard Installation, Winch 20K Pivot

Guard Installation - Winch 20K Pivot

ITEM	PART NO.	DESCRIPTION	QTY.
	163769	GUARD INSTALLATION, WINCH 20K PIVOT	
1	1-512-010005-15	NUT, HEX LOCK 3/4-10 GRB	4
2	1-654-010061-05	SCREW, HEX HEAD CAP 3/4-10 X 2 GR5	4
3	1-861-010032-20	WASHER, FLAT, 3/4N	2
4	123210	WINCH, 20K GUIDE AIR TEN/REL	REF
5	213978	G/N WLDMT 400B TOP TLBX	REF
6	163770	MOUNT WELDMENT, HORIZONTAL SPARE TIRE	1

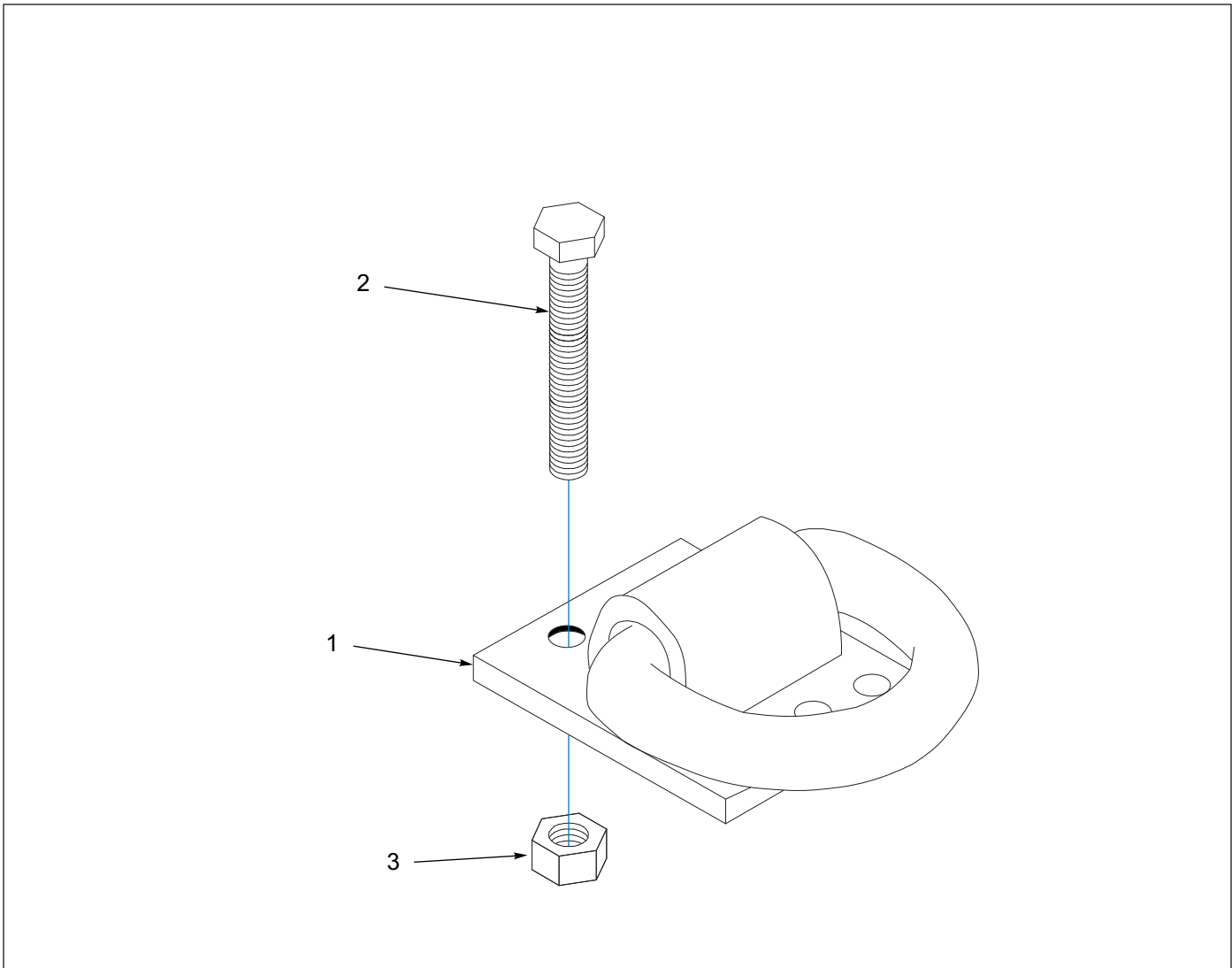


Figure 1-120: Winch - Tie Down Installation

Winch - Tie Down Installation

ITEM	PART NO.	DESCRIPTION	QTY.
	3-793-010041	TIE DOWN INSTALLATION WINCH D-RING	
1	3-793-010040	TIE DOWN, WINCH	1
2	1-654-010055-03	SCREW, HEX HEAD CAP 1/2-13 X 1-1/2 GR5	6
3	1-512-010005-09	NUT, HEX LOCK 1/2-13 GRB	6

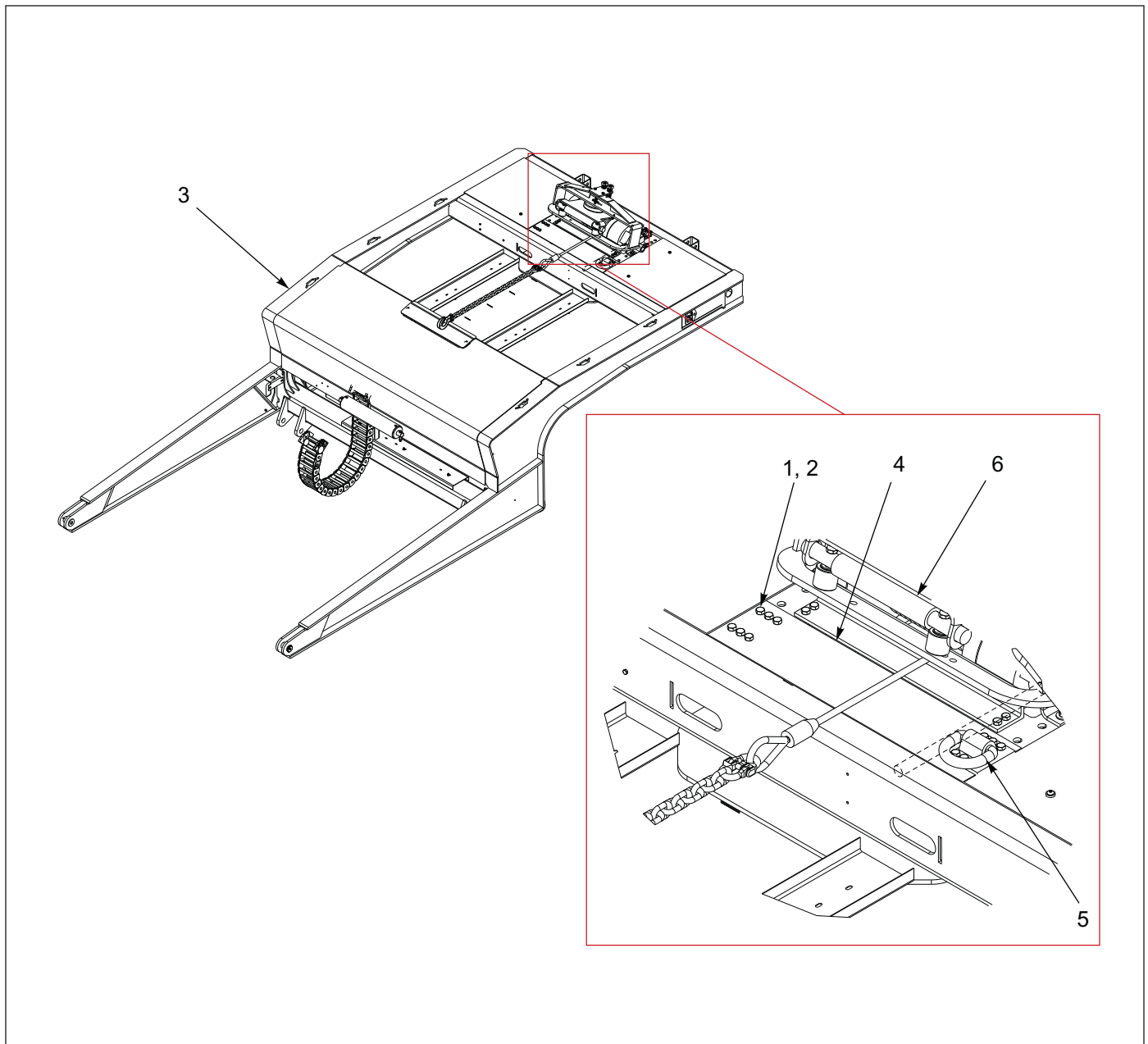


Figure 1-121: Winch Trim Plate Installation

Winch Trim Plate Installation

ITEM	PART NO.	DESCRIPTION	QTY.
	166767	WINCH TRIM PLATE INSTALLATION	
1	1-512-010005-09	NUT, HEX LOCK 1/2-13 GRB	6
2	1-654-010055-03	SCREW, HEX HEAD CAP 1/2-13 X 1-1/2 GR5	6
3	213978	G/N WLDMT 400B TOP TLBX	REF
4	166768	PLATE, WINCH TRIM 20K	1
5	3-793-010040	TIE DOWN, WINCH	REF
6	3-873-010140-01	WINCH INSTALLATION, 20K UPPER DECK	REF

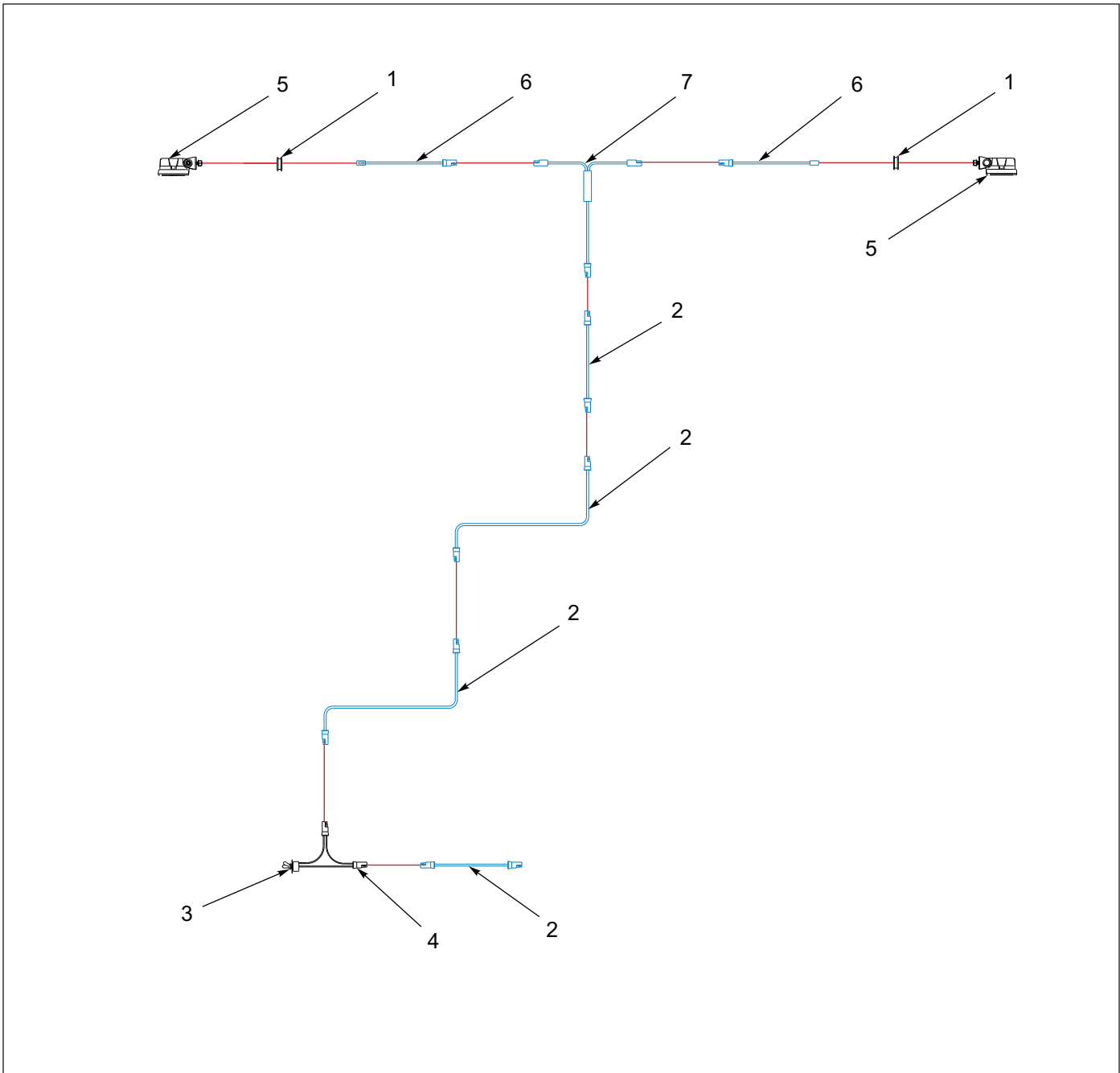


Figure 1-122: Winch - Work Light Installation

Winch - Work Light Installation

ITEM	PART NO.	DESCRIPTION	QTY.
	191833	WINCH WORK LIGHT INSTALLATION	
1	1-343-010011	GROMMET	2
2	3-368-010252	HARNESS ASSEMBLY, BULKHEAD LIGHT EXTENSION	4
3	81264	RUBBER BOOT FOR ELECT SWITCH	1
4	150117	TOGGLE SWITCH SEALED SPST	1
5	163996	LIGHT LED WHITE FLOOD LAMP	2
6	164052	HARNESS, 60" BRANCH WORK LIGHT	2
7	169853	HARNESS, JUMPER T-POWER	1

Miscellaneous Options

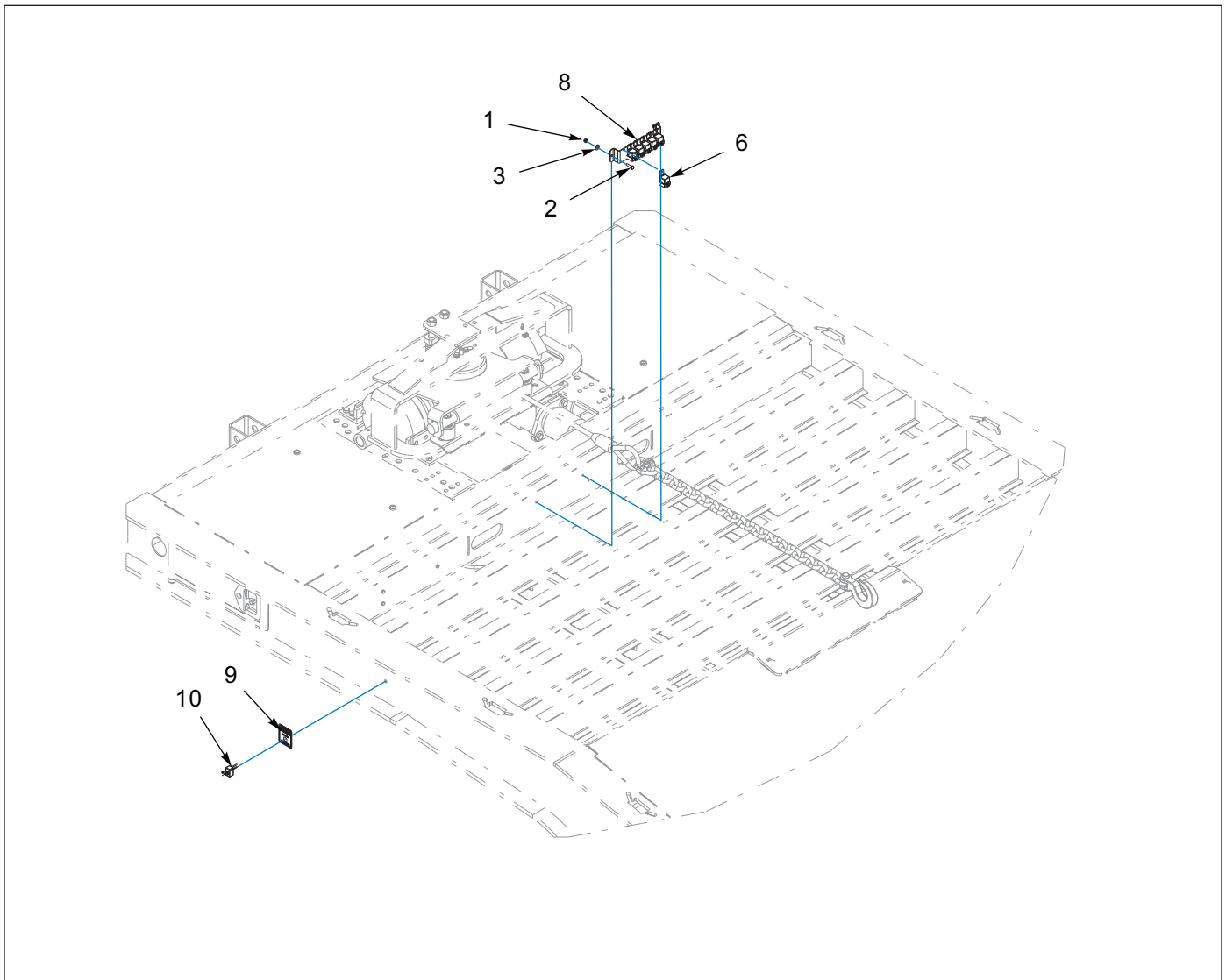


Figure 1-123: Electrical Disconnect Switch Installation

Electrical Disconnect Switch Installation

ITEM	PART NO.	DESCRIPTION	QTY.
	174139	ELECTRICAL DISCONNECT SWITCH INSTALLATION	
1	1-512-010004-05	NUT, HEX LOCK 1/4-20 GRA	2
2	1-654-010047-06	SCREW, HEX HEAD CAP 1/4-20 X 1 GR5	2
3	1-861-010032-07	WASHER, FLAT 1/4	3
4	-----	FRAME ASSEMBLY, G/N	REF
5	164053	HARNESS, BRANCH WORK LIGHT 102" (NOT SHOWN)	1
6	169534	RELAY, SEALED 20/40A	REF
7	174140	HARNESS, TRAILER ELECT DISCONNECT SWITCH (NOT SHOWN)	1
8	174141	BRACKET, RELAY MOUNT	REF
9	174142	DECAL, ELECTRICAL DISCONNECT SWITCH	1
10	3-272-010017	TOGGLE SWITCH, SEALED	REF
11	-----	WINCH INSTALLATION 20K UPPER DECK	REF

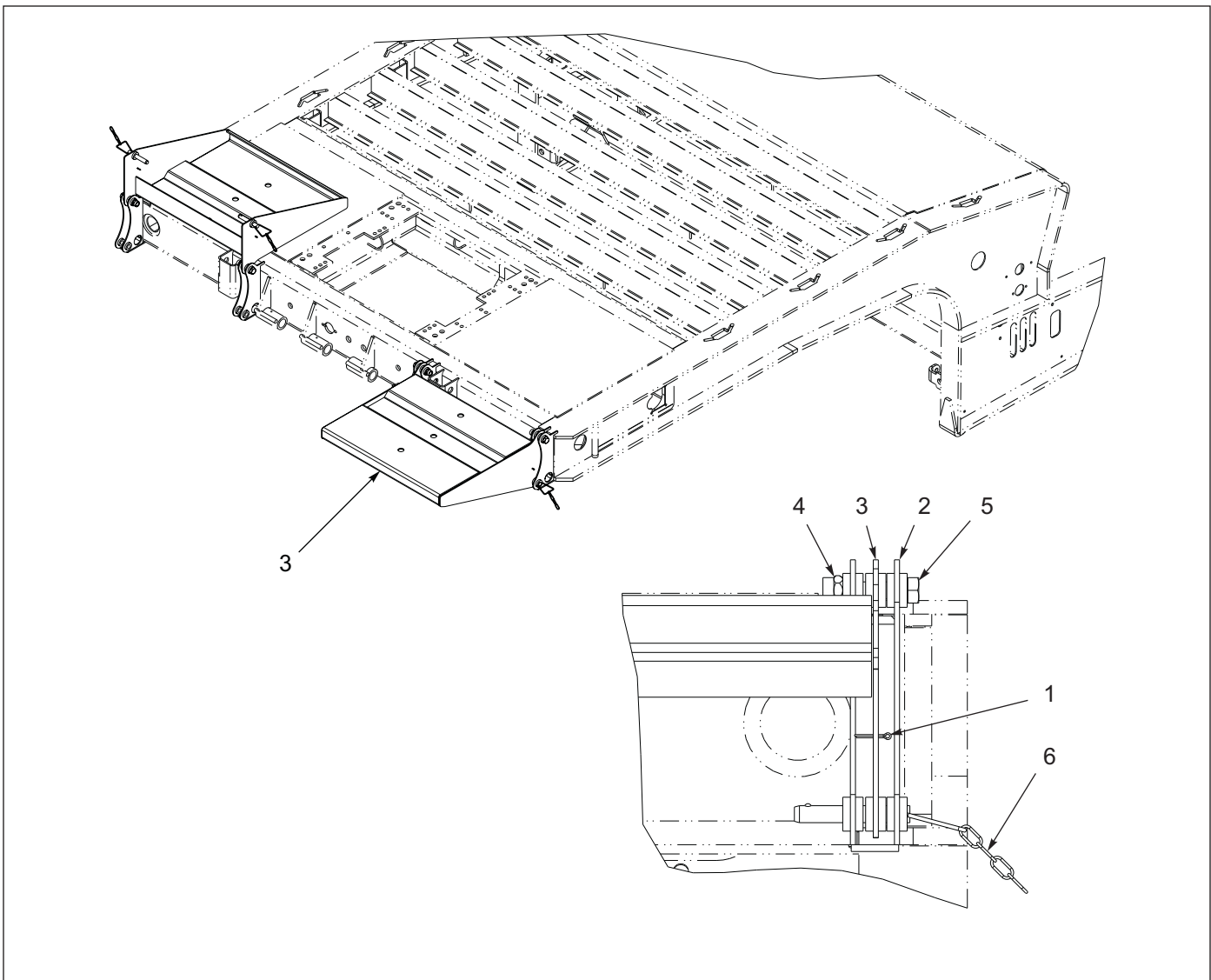


Figure 1-124: Front Flip Extension

Front Flip Extension

ITEM	PART NO.	DESCRIPTION	QTY.		
	130538	FRONT FLIP EXTENSION, 400-102 (WB TOOLBOX ONLY)	*		
	174253	FRONT FLIP EXTENSION, 400-108 (WB TOOLBOX ONLY)		*	
	194164	FRONT FLIP EXTENSION, 400-120 (WB TOOLBOX ONLY)			*
1	101386	PIN, COTTER 1/8 X 1	4	4	4
2	130537	FRAME MOD., FRONT FLIP	1	1	1
3	130540	EXTENSION WELDMENT, FRONT FLIP 400	2	*	*
3	174254	EXTENSION WELDMENT, FRONT FLIP, 108	*	2	*
3	194162	EXTENSION WELDMENT, FRONT FLIP, 120	*	*	2
4	1-512-010005-13	NUT, HEX LOCK 5/8-11 GRB	4	4	4
5	1-654-010059-11	SCREW, HEX HEAD CAP 5/8-11 X 3-1/2 GR5	4	4	4
6	2-557-010426	PIN, DETENT 5/8 W/ CHAIN	2	2	
7	185038	STRAP INSTL FLIP EXT SUPPORT (USED W/ WARN OR DP WINCH)	REF	REF	REF

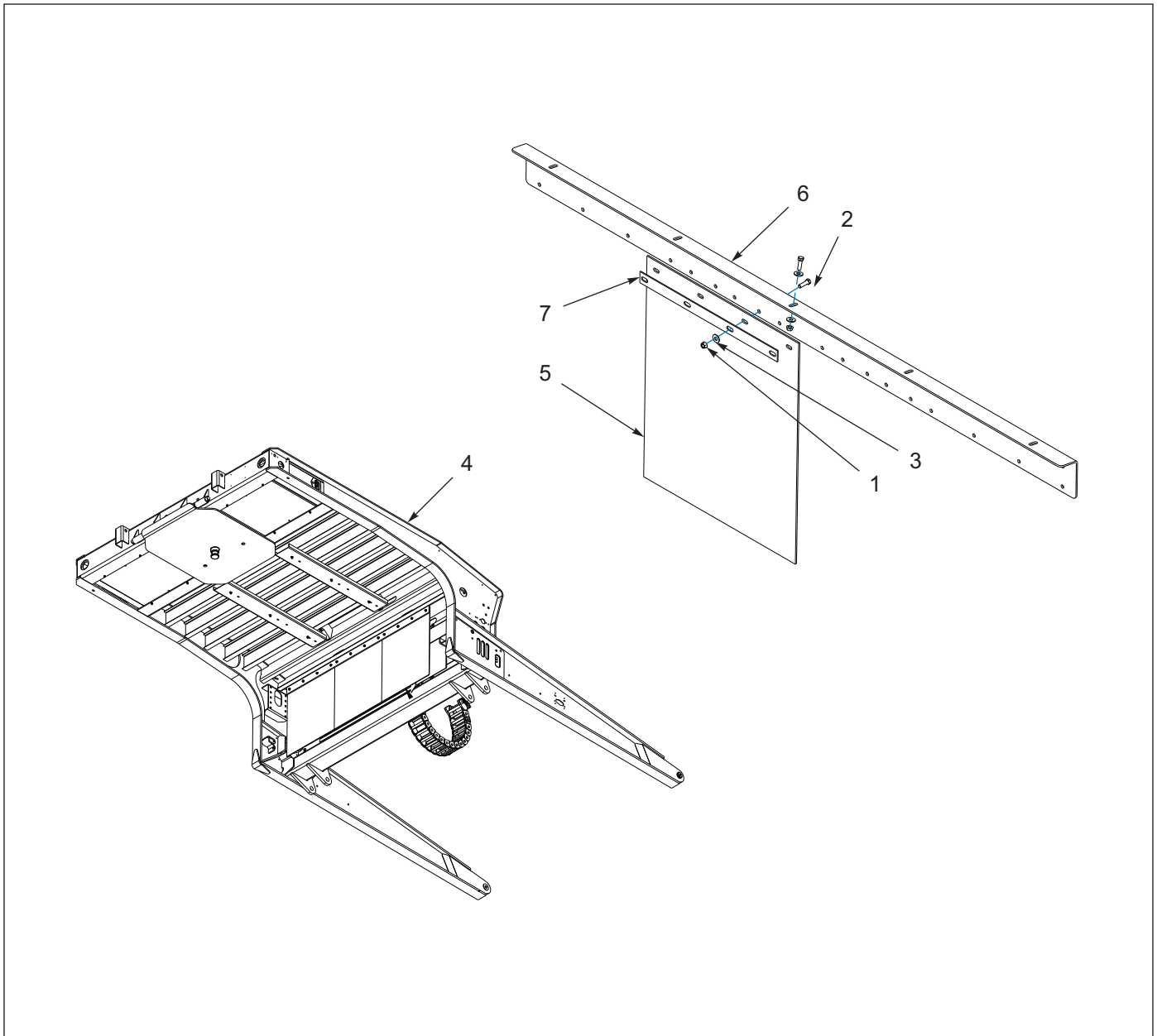


Figure 1-125: Gooseneck Mud Flap Installation

Gooseneck Mud Flap Installation

ITEM	PART NO.	DESCRIPTION	QTY.		
	164434	MUD FLAP INSTALLATION (455-108)	*		
	174597	MUD FLAP INSTALLATION (400-102)	*		
	180539	MUD FLAP INSTALLATION (400-120)	*		
1	1-510-010001	NUT, FLANGE LOCK 3/8-16	12	17	20
2	1-654-010051-06	SCREW, HEX HEAD CAP 3/8-16 X 1-1/4 GR5	12	17	20
3	1-861-010032-11	WASHER, FLAT 3/8W	12	22	25
4	213978	G/N WLDMT 400B TOP TLBX	REF	REF	REF
5	131195	MUD FLAP, BLACK POLYMER 24 X 30	3	3	4
6	180538	BRACKET, MUDFLAP G/N UNDERSIDE	--	1	--
7	3-762-010017	CLAMP, MUD FLAP	3	3	4

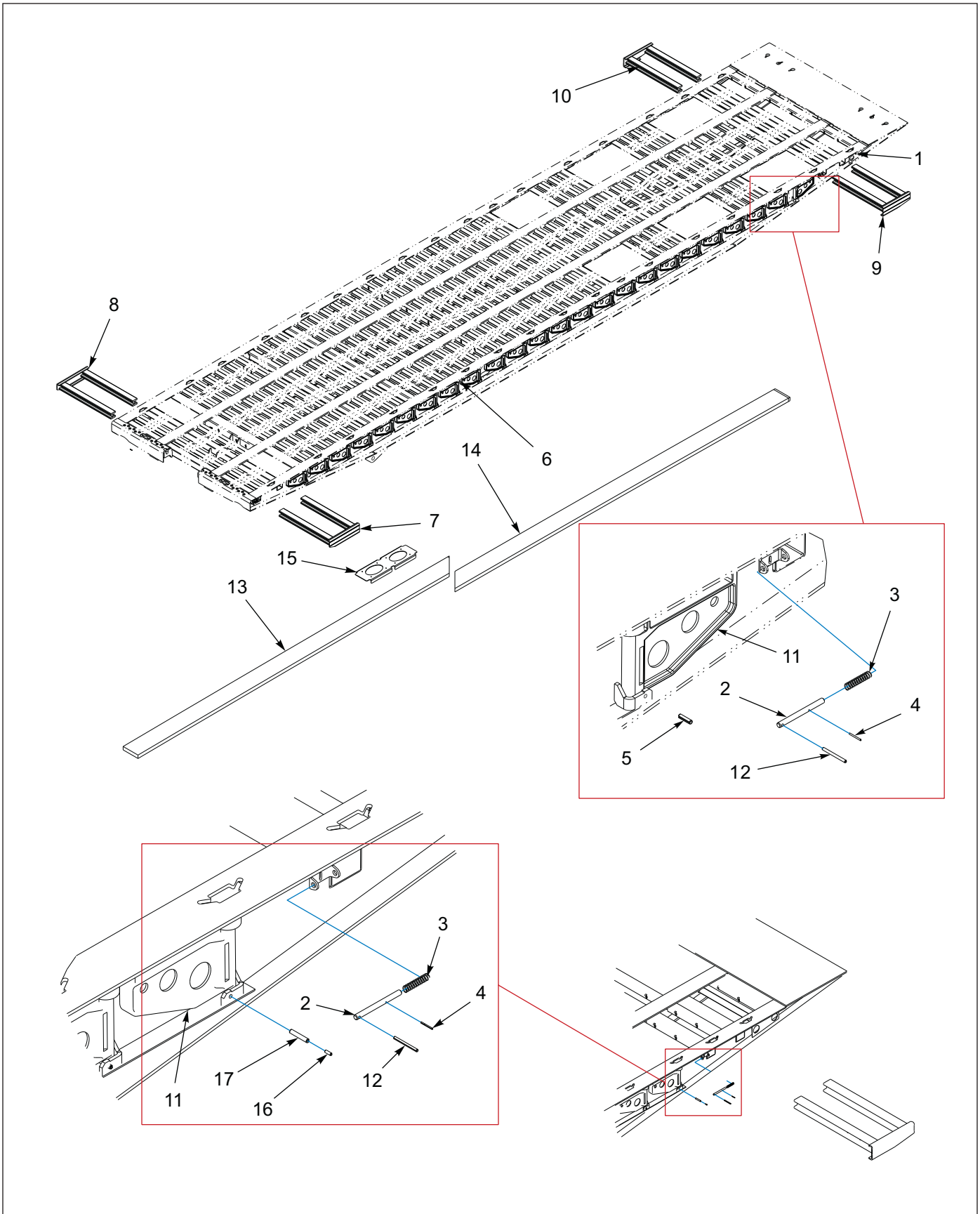


Figure 1-126: Outrigger Installation

Outrigger Installation

ITEM	PART NO.	DESCRIPTION	QTY.						
	128020	OUTRIGGER INSTALLATION, 455-50	*						
	136399	OUTRIGGER INSTALLATION, 455-53		*					
	137894	OUTRIGGER INSTALLATION, 440-48			*				
	150188	OUTRIGGER INSTALLATION, 440-53				*			
	152673	OUTRIGGER INSTALLATION, 440-41					*		
	141628	OUTRIGGER PLANKS							*
1	1-343-010007	GROMMET	2	2	--	--	--	--	--
2	128539	PIN, SLIDE LOCK	4	4	4	4	4	4	--
3	104253	SPRING, COMPRESSION P/O EXT LOCK	4	4	4	4	4	4	--
4	125520	ROLL PIN, SLOTTED 1/8 X 1-1/2	4	4	4	4	4	4	--
5	0600-375-01500	ROLL PIN, SLOTTED 3/8 X 1-1/2	48	52	--	--	--	--	--
6	-----	FRAME WELDMENT	REF	REF	REF	REF	REF	REF	REF
7	128226	PULLOUT WELDMENT FRONT LH	1	1	--	--	--	--	--
7	137892	PULLOUT WELDMENT ALUM FRT LH	--	--	1	1	1	1	--
8	128227	PULLOUT WELDMENT FRONT RH	1	1	--	--	--	--	--
8	137893	PULLOUT WELDMENT ALUM FRT RH	--	--	1	1	1	1	--
9	128228	PULLOUT WELDMENT REAR LH	1	1	1	1	1	1	--
10	128229	PULLOUT WELDMENT REAR RH	1	1	1	1	1	1	--
11	167-0022	OUTRIGGER CAST FOR 10 CHANNEL	48	52	44	52	34	34	--
12	1-647-010004225	ROLL PIN, SLOTTED 1/4 X 3	4	4	4	4	4	4	--
13	141629	PLANK, OUTRIGGER FRONT	--	--	--	--	--	--	2
14	141636	PLANK, OUTRIGGER REAR	--	--	--	--	--	--	2
15	141637	SUPPORT, OUTRIGGER PLANK	--	--	--	--	--	--	2
16	127711	ROLL PIN, SLOTTED 1/4 X 3/4	--	--	44	52	34	34	--
17	127712	ROLL PIN, SLOTTED 3/8 X 2-1/4	--	--	44	52	34	34	--

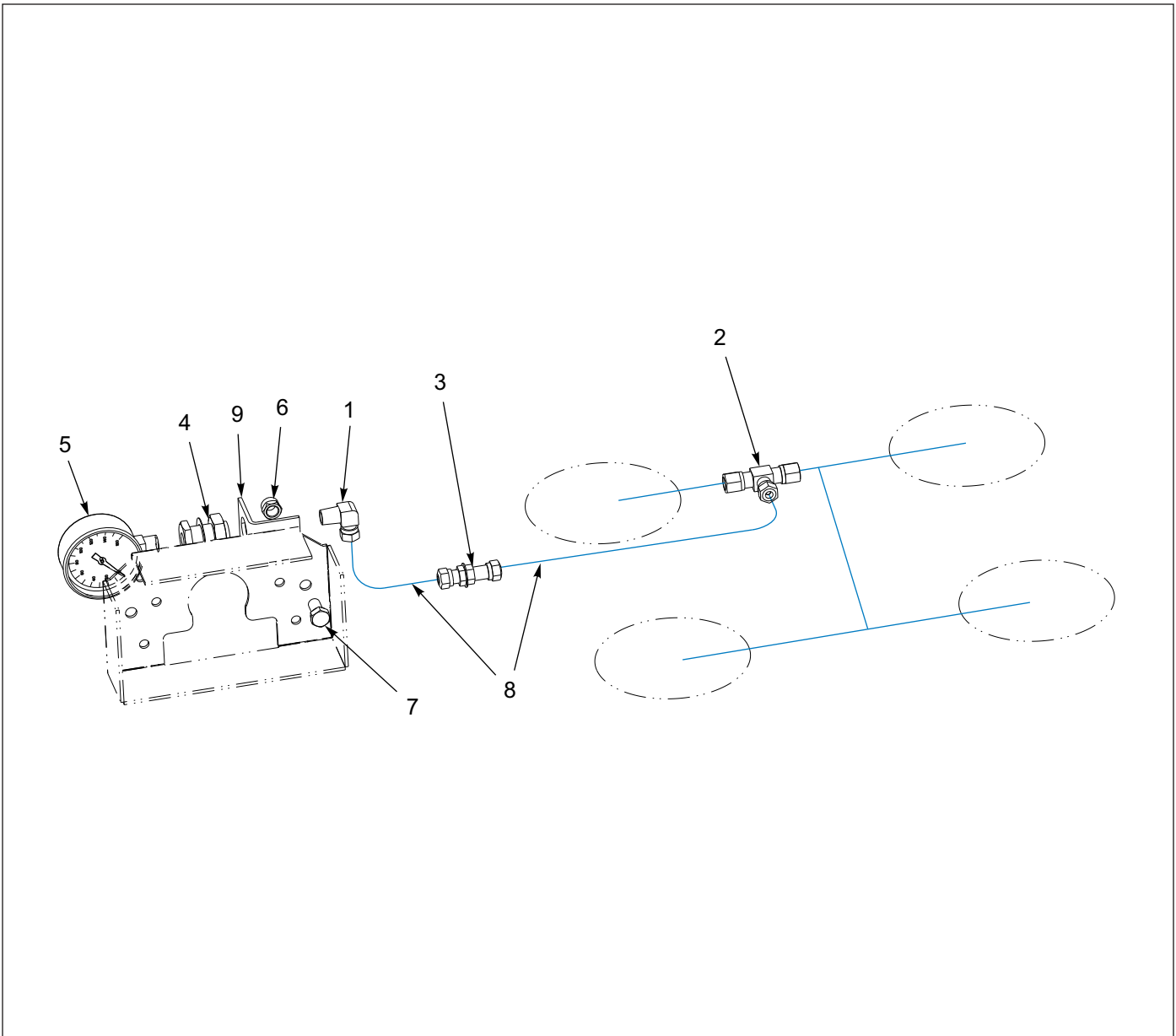


Figure 1-127: Pressure Gauge Installation

Pressure Gauge Installation

ITEM	PART NO.	DESCRIPTION	QTY.
	128601	PRESSURE GAUGE INSTALLATION	
1	1-297-010008-07	FITTING, AIR 90	1
2	1-297-010010-04	FITTING, AIR UNION TEE	1
3	1-297-010014-02	FITTING, AIR	1
4	1-297-010022-02	FITTING, AIR ANCHOR	1
5	1-323-010008	GAUGE, PRESSURE 0 - 160 PSI	1
6	1-512-010005-05	NUT, HEX LOCK 3/8-16 GRB	1
7	1-654-010051-03	SCREW, HEX HEAD CAP 3/8-16 X 3/4 GR5	1
8	1-833-010002	TUBING NYLON 3/8	REF
9	3-120-010445	BRACKET, PRESSURE REGULATOR	1

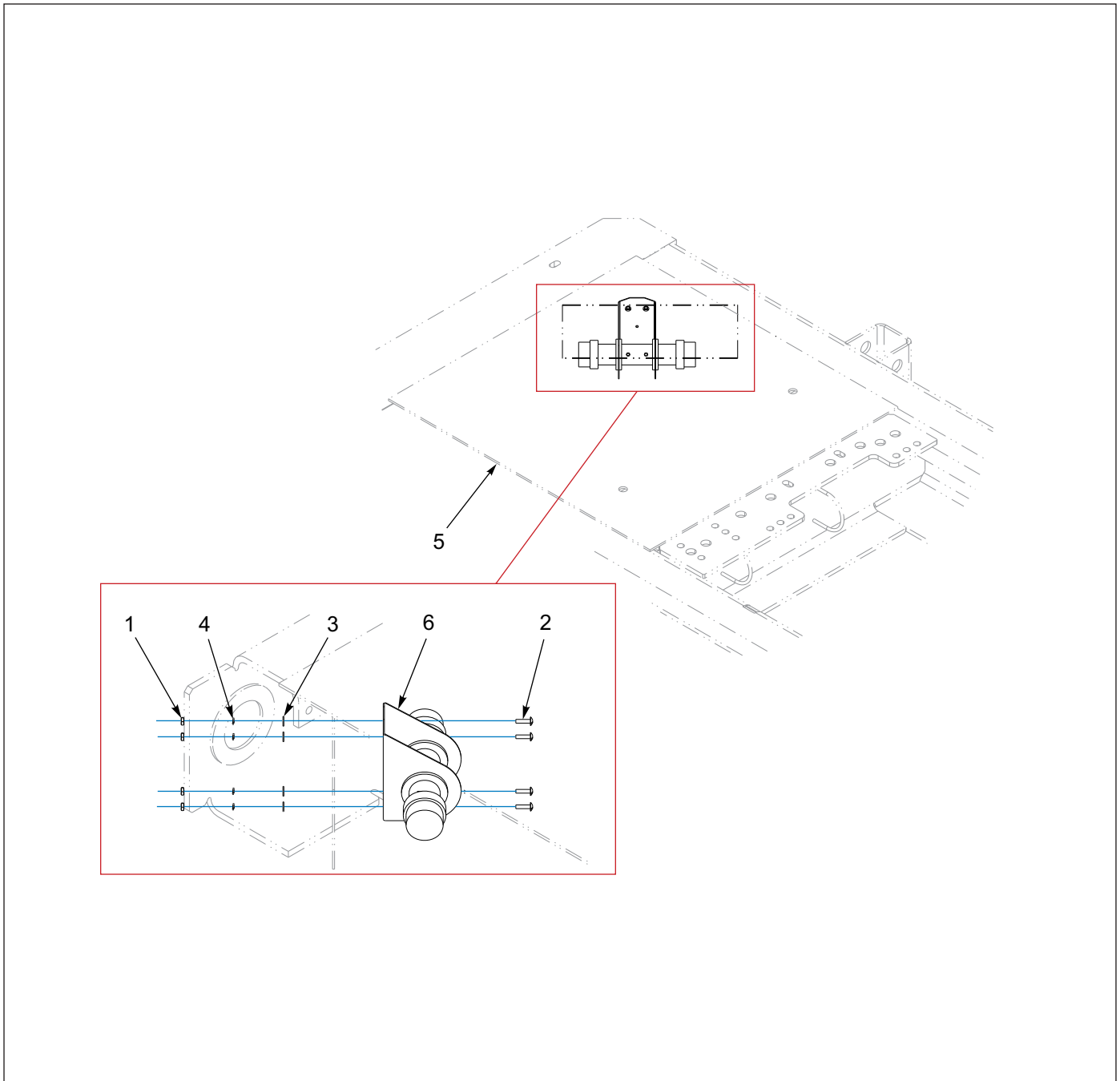


Figure 1-128: Registration Holder Installation

Registration Holder Installation

ITEM	PART NO.	DESCRIPTION	QTY.
	175989	REGISTRATION HOLDER INSTALLATION	
1	1-512-010007-03	NUT, HEX LOCK 10-24	4
2	1-656-010003051	SCREW, RD HEAD SQ NECK 10-24 X 3/4	4
3	1-861-010032-03	WASHER, FLAT #10	4
4	1-861-010034-07	WASHER, FLAT #10	4
5	-----	GOOSENECK WELDMENT	REF
6	174598	REGISTRATION CARD HOLDER	1

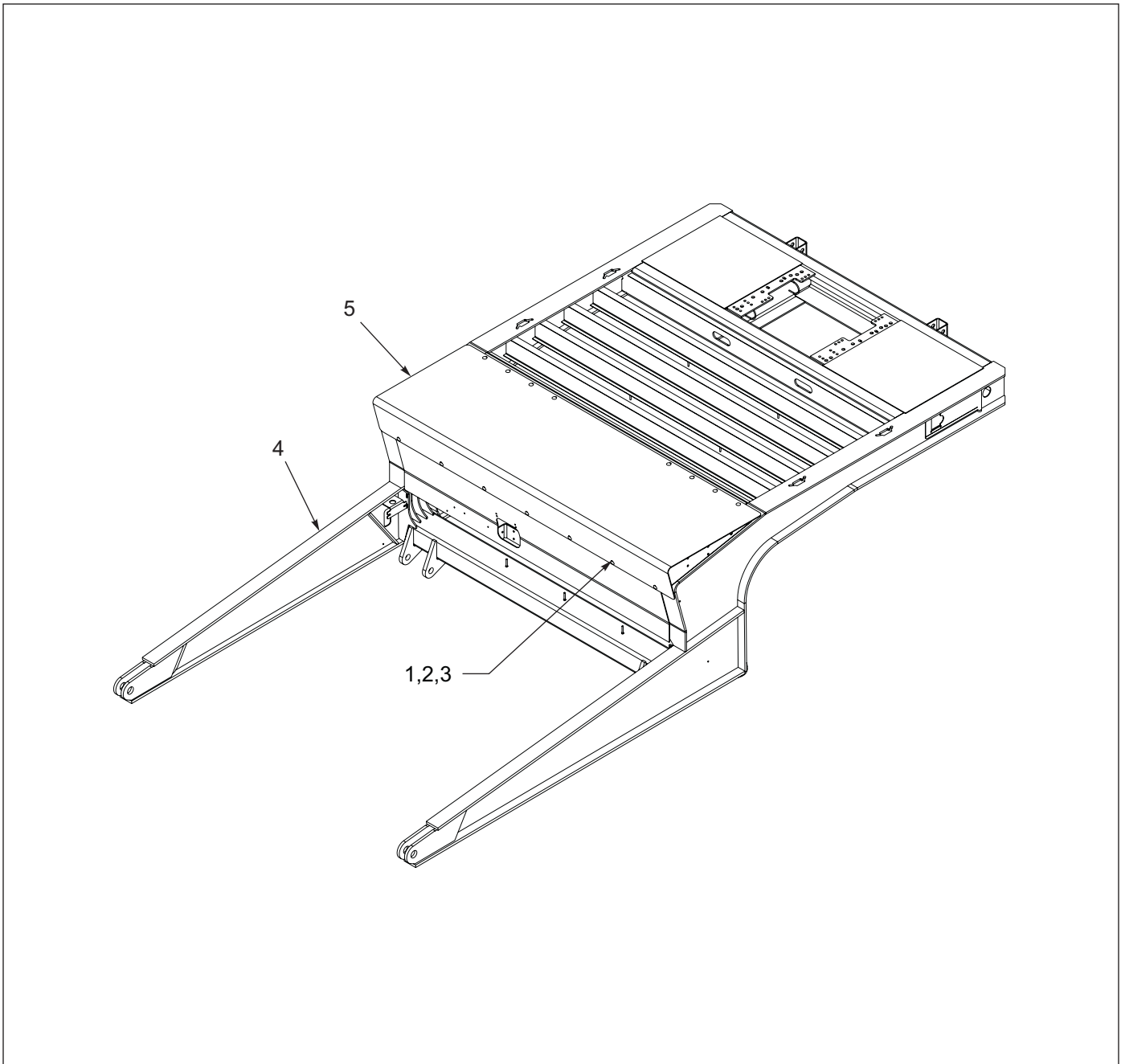


Figure 1-129: Slope Filler Deck Installation

Slope Filler Deck Installation

ITEM	PART NO.	DESCRIPTION	QTY.
	150954	SLOPE FILLER DECK INSTALLATION	
	150965	GALVANIZED SLOPE FILLER DECK INSTALLATION	
1	1-510-010003-09	NUT, FLANGE HEAD SERRATED 1/2-13	15
2	1-654-010070-03	SCREW, RD HEAD SQ NECK 1/2-13 X 1-1/2	15
3	1-861-010032-15	WASHER, FLAT 1/2W	15
4	213978	G/N WLDMT 400B TOP TLBX	REF
5	150950	SLOPE FILLER WELDMENT (SPECIFY GALVANIZED OR PAINTED)	1

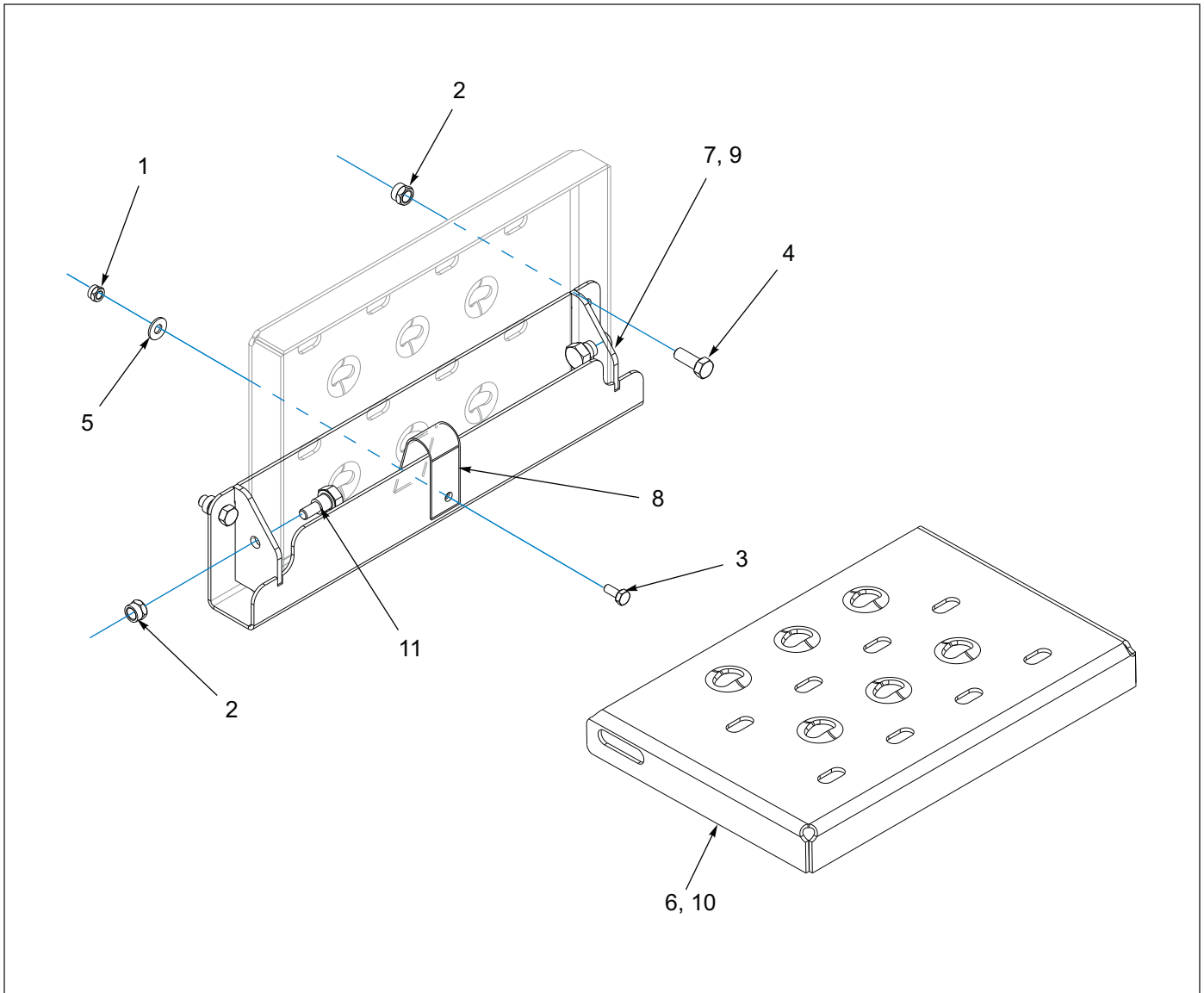


Figure 1-130: Folding Step - Option

Folding Step - Option

ITEM	PART NO.	DESCRIPTION	QTY.	
	174061	STEP ASSEMBLY, FOLDING (YELLOW)	*	
	189699	STEP ASSEMBLY, FOLDING (BLACK)	*	
1	1-512-010005-01	NUT, HEX, SLFLKG, 1/4-20 UNC, GRB	1	1
2	1-512-010005-05	NUT, HEX, SLFLKG, 3/8-16 UNC, GRB	4	4
3	1-654-010047-03	SCREW, HEX, 1/4-20UNCX5/8 GR5	1	1
4	1-654-010051-05	SCREW, HEX, 3/8-16UNCX1 GR5	2	2
5	1-861-010032-07	WASHER, FLAT, ZP/CD, 1/4W	1	1
6	220292	STEP, FOLD UP, YELLOW	1	--
7	220291	ANCHOR, FOLDING STEP, YELLOW	1	--
8	174092	SPRING, STAY, FOLDING STEP	1	1
9	190556	ANCHOR WLDMT FOLD STEP (BLACK)	--	1
10	190557	FOLD STEP UP (BLACK)	--	1
11	2-095-010017	SCREW, HEX, 1/2-13UNCX1 GR5	2	2

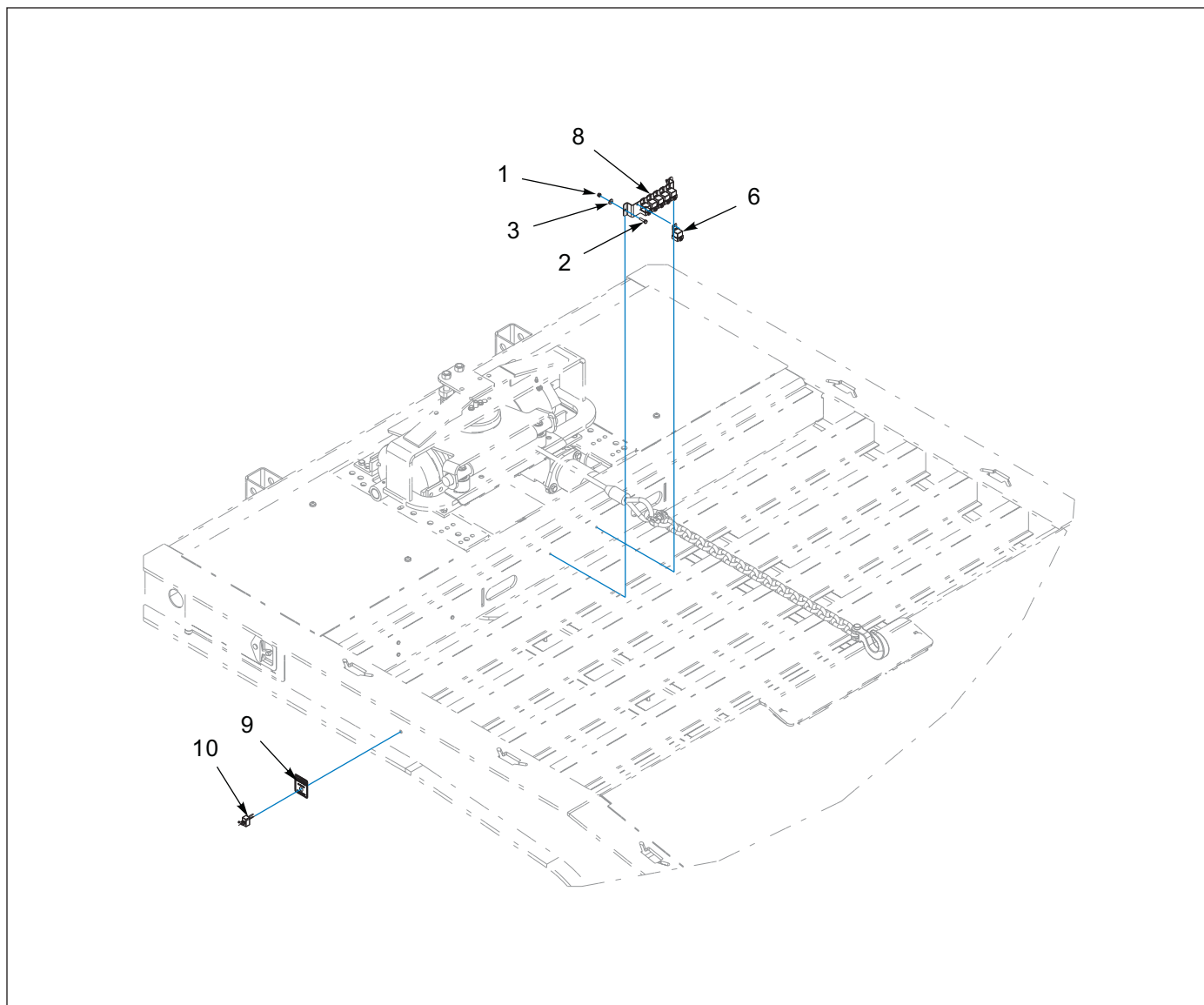


Figure 1-131: Electrical Disconnect - Option

Electrical Disconnect - Option

ITEM	PART NO.	DESCRIPTION	QTY.
	174139	INSTL, TRLR ELEC DISCONNECT SW	
1	1-512-010004-05	NUT, HEX, 1/4-20 UNC GRA	2
2	1-654-010047-06	SCREW, HEX, 1/4-20UNCX1 GR5	2
3	1-861-010032-07	WASHER, FLAT, ZP/CD, 1/4W	2
4	143166	HARNESS, EXT 48IN GROTE (NOT SHOWN)	2
5	164053	HARNESS, 102 IN/ BRANCH WORK LIGHT (NOT SHOWN)	2
6	169534	RELAY, SEALED, 20/40A, SPDT, 12V	REF
7	174140	HARNESS TRLR ELECT DISCONNECT SW (NOT SHOWN)	1
8	174141	BRACKET, RELAY MOUNT	REF
9	174142	DECAL, ELEC DISCONNECT SW	1
10	3-272-010017	TOGGLE SWITCH SEALED S.P.S.T.	REF

TABLE OF CONTENTS

Index

Symbols

#242 LOCKTITE 1-92

Numerics

0013007 1-169
0047008 1-184
005-074-00 1-60
005-079-00 1-60, 1-62
005-096-00 1-62
005-098-00 1-60, 1-62
005-099-00 1-60, 1-62
006-099-00 1-60, 1-62
006-114-00 1-60, 1-62
006-115-00 1-60, 1-62
007-139-00 1-60, 1-62
010-052-00 1-60, 1-62
010700437 1-162
014-065-00 1-62
034-031-00 1-60, 1-62
034-032-00 1-60, 1-62
034-048-00 1-60, 1-62
034-057-01 1-62
034-057-07 1-60
034-058-01 1-62
034-058-07 1-60
034-188-03 1-60
034-189-03 1-60
034-192-05 1-62
034-193-05 1-62
040-180-00 1-62
040-320-01 1-60
046-096-00 1-62
046-097-00 1-60, 1-62
056-018-00 1-60, 1-62

0600-375-01500 1-201
069-078-00 1-60, 1-62
071-122-00 1-62
100276 1-123
100279 1-123
10030 1-146
100348 1-116, 1-117, 1-119, 1-120, 1-123
100401 1-64
100402 1-64
100600 1-5, 1-82, 1-88, 1-92
1-007-010006 1-153, 1-155
1-007-010025 1-186
1-007-010058 1-116, 1-117, 1-119, 1-120
10078 1-85, 1-96
100939 1-9
100941 1-37
100949 1-17, 1-66, 1-68, 1-70, 1-72
10109 1-147
101386 1-198
101528 1-42, 1-45
101847 1-60, 1-62, 1-73
101848 1-73
101849 1-73
101855 1-5
102-0031 1-114, 1-161, 1-182
102-1089 1-184
102-1097 1-114
102-1238 1-114, 1-161, 1-182
102-1333 1-161, 1-182
102186 1-88
102187 1-92
102188 1-92
102361 1-58
102363 1-37, 1-40, 1-52, 1-58
102364 1-58

102732	1-48, 1-55	109161	1-112
103056	1-37, 1-40	109209	1-17
103-0924	1-169	109533	1-58
103166	1-114	109711	1-112
103805	1-60, 1-62	109712	1-112
103817	1-40, 1-182	1-1/4ST ELL	1-153
103841	1-13, 1-19, 1-185	110-0116	1-146
103861	1-73	110-0253	1-146
104034	1-37, 1-40	110435	1-9
104243	1-108	110448	1-97
104253	1-201	110451	1-97
1046	1-100	110452	1-85, 1-97
105408	1-58	110578	1-146
105479	1-24, 1-146, 1-153, 1-155, 1-156	1-108	1-2
105480	1-24, 1-146, 1-153, 1-155, 1-156	111008	1-58
105481	1-24, 1-146, 1-153, 1-155, 1-156	111010	1-58
105482	1-24, 1-146, 1-153, 1-155, 1-156	111011	1-58
105483	1-24	111012	1-58
105822	1-5, 1-156	111013	1-58
105902	1-156	111014	1-58
106759	1-153, 1-155	111015	1-58
106760	1-153, 1-155	111016	1-58
106956	1-96	111017	1-58
107368	1-92, 1-98	111018	1-58
107369	1-92, 1-98	111019	1-58
107464	1-184	111021	1-55
107498	1-153	111022	1-58
107499	1-153	111023	1-58
107500	1-153	11117	1-84
107513	1-153, 1-155	111276	1-171, 1-173, 1-174
107956	1-70, 1-72	11128	1-84
108295	1-146	11129	1-84
108417	1-32, 1-33, 1-165	11130	1-84
108439	1-102, 1-106	11133	1-84
108601	1-146	11142	1-84
108610	1-9	11144	1-84
108801	1-17, 1-24, 1-92, 1-102, 1-106	111870	1-162
108802	1-17, 1-24	1-12	1-2

112047	1-64	115629	1-76
11240	1-85	115877	1-9, 1-146
112492	1-64	11599	1-96
1-125	1-2	116324	1-33
112678	1-108	116326	1-147
112679	1-108	116328	1-147
1-128	1-2	116330	1-147
11308	1-84	116378	1-82
11309	1-96	116800	1-112
11310	1-96	116943	1-9
113536	1-64	117304	1-66, 1-68, 1-70, 1-72
11368	1-84	117386	1-19
113856	1-146	117558	1-109
1-139	1-2	117559	1-109
11398	1-97	117561	1-109
11402	1-96	117565	1-9
11407	1-96	117873	1-147
11411	1-96	11791	1-97
11419	1-96	1-181-010046-7	1-146
11420	1-96	118-2658-10	1-155
11421	1-96	118-2659-9	1-66, 1-68, 1-70, 1-72
11425	1-96	11837	1-84
11426	1-97	118627	1-19
11429	1-96	118853	1-9
11430	1-96	118897	1-37
11431	1-96	119206	1-147
11434	1-96	119445	1-147
11440	1-96	119580	1-37, 1-40
11441	1-96	119621	1-92
11446	1-96	119622	1-92
114584	1-66, 1-73	119949	1-109
114585	1-68, 1-72	120384	1-147
114586	1-70, 1-73	120492	1-187
114588	1-73	120659	1-147
114619	1-64	120660	1-147
114814	1-9, 1-146	120661	1-147
114815	1-146	12073	1-96
114983	1-112	12075	1-84

121077	1-37, 1-40, 1-76, 1-78	128020	1-201
121402	1-116, 1-117, 1-120	128137	1-129
12146	1-97	128138	1-129
121498	1-37, 1-116, 1-117	128152	1-129
12-16 070120	1-153, 1-155	128153	1-129
121686	1-40	12817	1-84
122154	1-173, 1-174	128226	1-201
122187	1-32	128227	1-201
122540	1-116, 1-118, 1-119	128228	1-201
122557	1-17	128229	1-201
122621	1-19	128414	1-129
122813	1-114	128539	1-201
123150	1-13	128601	1-202
123166	1-148, 1-149, 1-150	128670	1-40
123210	1-193	128774	1-147
1-242-010178-2	1-162	129006	1-58
1-242-010180-2	1-159, 1-161, 1-162	129264	1-147
124511	1-27	1-295-010001	1-146, 1-153, 1-155
124549	1-96	1-295-010002	1-153, 1-155
124559	1-37	1-297-010007-04	1-93
12465	1-96	1-297-010007-05	1-93, 1-102, 1-106
124971	1-149, 1-187	1-297-010007-11	1-48, 1-50, 1-52, 1-54, 1-125, 1-126, 1-127
125130	1-153, 1-155	1-297-010007-12	1-17, 1-66, 1-70, 1-72
125520	1-201	1-297-010007-14	1-68, 1-72
125648	1-161, 1-182	1-297-010007-15	1-70
125799	1-131	1-297-010007-16	1-17, 1-25
125892	1-92	1-297-010008-05	1-52, 1-54, 1-76, 1-78, 1-93
126537	1-120	1-297-010008-07	1-48, 1-50, 1-52, 1-54, 1-76, 1-78, 1-93, 1-102, 1-106, 1-127, 1-202
126609	1-187	1-297-010008-18	1-52, 1-54, 1-66, 1-68, 1-70, 1-72
126900	1-58	1-297-010008-20	1-68, 1-72
127422	1-13	1-297-010008-21	1-72
12767	1-97	1-297-010008-23	1-66
127691	1-13	1-297-010008-24	1-66, 1-68, 1-70, 1-72
127708	1-58	1-297-010008-26	1-66, 1-68, 1-70, 1-72
127711	1-201	1-297-010009-02	1-125, 1-126
127712	1-201	1-297-010010-01	1-48, 1-50, 1-52, 1-54, 1-76, 1-78
127777	1-60		
12783	1-96		

1-297-010010-03	1-52, 1-54	130794	1-37
1-297-010010-04	1-48, 1-50, 1-52, 1-54, 1-125, 1-126, 1-127, 1-202	130851	1-119
1-297-010011-02	1-93	130895	1-129
1-297-010013-12	1-25	130896	1-129
1-297-010013-16	1-70	131195	1-199
1-297-010014-02	1-127, 1-202	131196	1-9
1-297-010015-02	1-52, 1-54	1-316-010013	1-146
1-297-010015-03	1-52, 1-54	131895	1-189
1-297-010015-07	1-72	1-323-010008	1-202
1-297-010017-03	1-66, 1-68, 1-70, 1-72	132833	1-106
1-297-010018-03	1-17, 1-70, 1-72, 1-93, 1-102, 1-106	13424	1-85, 1-97
1-297-010018-04	1-48, 1-50, 1-52, 1-54, 1-66, 1-68, 1-70, 1-72	1-343-010006	1-32, 1-131, 1-138
1-297-010019-05	1-93, 1-102, 1-106	1-343-010007	1-171, 1-173, 1-174, 1-201
1-297-010020-02	1-93	1-343-010011	1-196
1-297-010021-05	1-17	134608	1-129
1-297-010022-02	1-93, 1-202	134616	1-129
1-297-010022-03	1-17	134657	1-102, 1-106
1-297-010022-04	1-17	13468	1-84
1-297-010031-02	1-93	134857	1-150
1-297-010032-03	1-93	1-35	1-2
1-297-010033-03	1-17	135181	1-9
1-298-010001-1	1-9, 1-177, 1-179, 1-184, 1-189, 1-191	135184	1-92
129893	1-169	136352	1-9
129894	1-169	136396	1-187
1-3	1-2	136399	1-201
1-30	1-2	136578	1-150
13005	1-84	136580	1-149
13028	1-85, 1-97	136581	1-149
130280	1-185	136582	1-149
130282	1-185	13680	1-85
130537	1-198	136828	1-187
130538	1-198	136829	1-187
130540	1-198	136848	1-129
130556	1-37	136849	1-129
130644	1-161, 1-182	136991	1-60
130662	1-177	136992	1-60
		137108	1-64
		137461	1-62

137485	1-62	1-397-010301170	1-82, 1-88, 1-93
137486	1-27	1-397-010302070	1-15
137559	1-165	1-397-010302172	1-82, 1-88, 1-93
137634	1-186	1-397-010304018	1-146
137635	1-186	1-397-010304060	1-147
137892	1-201	1-397-010305190	1-15
137893	1-201	1-397-010305216	1-15
137894	1-201	1-397-010312032	1-146
137943	1-149	1-397-010313021	1-155
137974	1-112	140802	1-92
137987	1-102, 1-106	140829	1-37
138155	1-116, 1-117, 1-120	140851	1-9
1-382-010035-06	1-106	1410119	1-15
138209	1-147	1410792	1-147
13839	1-84	141607	1-13, 1-17, 1-25, 1-126, 1-127
1-384-010038024	1-70, 1-72	141609	1-9
1-384-010038038	1-70, 1-72	141628	1-201
1-384-010038056	1-66, 1-68	141629	1-201
1-384-010038060	1-70, 1-72	141636	1-201
1-384-010038076	1-70, 1-72	141637	1-201
1-384-010038084	1-70, 1-72	141708	1-58
139132	1-169	142050	1-19
139133	1-169	142053	1-19
139254	1-186	1422072	1-15
139256	1-109	1422896	1-161, 1-182
139383	1-62	142545	1-42, 1-45
1-394-010001	1-66, 1-68, 1-70, 1-117, 1-119	142549	1-64
1-394-010002	1-116, 1-118, 1-120	142550	1-64
139478	1-97	142551	1-64
139479	1-96	142553	1-42
139525	1-102, 1-106	142565	1-40
139552	1-93	142895	1-125
139603	1-135	143100	1-32, 1-125, 1-126, 1-127, 1-133, 1-137, 1-170
1-397-010262028	1-120	143101	1-32, 1-125, 1-126, 1-127, 1-133, 1-137, 1-140, 1-170
1-397-010262100	1-120	143102	1-32, 1-140, 1-141, 1-170
1-397-010262-5	1-116, 1-118, 1-119, 1-120	143103	1-32, 1-76, 1-78, 1-140, 1-141, 1-165, 1-170
1-397-010301064	1-15		
1-397-010301100	1-153, 1-155		

143114	1-131, 1-165	150093	1-32, 1-125, 1-126, 1-127, 1-133, 1-137, 1-167
143121	1-32	150111	1-32, 1-102, 1-139, 1-141
143123	1-32	150114	1-139
143163	1-15, 1-24	150116	1-141, 1-169
143166	1-32, 1-206	150117	1-32, 1-102, 1-106, 1-131, 1-133, 1-137, 1-138, 1-139, 1-167, 1-188, 1-196
143167	1-133	150188	1-201
143246	1-92	150329	1-165
143688	1-45	150950	1-204
143850	1-147	150954	1-204
144608	1-139	150965	1-204
144979	1-60, 1-62	1-510-010001	1-9, 1-13, 1-37, 1-40, 1-66, 1-68, 1-70, 1-72, 1-116, 1-117, 1-119, 1-120, 1-182, 1-199
145104	1-9	1-510-010003-09	1-19, 1-204
145532	1-40	1-510-010004-03	1-9
145538	1-141	1-511-010001-14	1-40
145588	1-175, 1-177	1-512-010002-09	1-102, 1-106
145589	1-177	1-512-010003-02	1-32
145598	1-190	1-512-010003-14	1-72
145599	1-190	1-512-010004-03	1-92, 1-146
146707	1-161, 1-182	1-512-010004-05	1-197, 1-206
146897	1-140	1-512-010005-01	1-9, 1-13, 1-32, 1-45, 1-48, 1-55, 1-76, 1-78, 1-125, 1-126, 1-127, 1-140, 1-141, 1-169, 1-171, 1-205
146929	1-133, 1-140	1-512-010005-03	1-9, 1-32, 1-102, 1-106, 1-114, 1-159, 1-182
1-47	1-2	1-512-010005-05	1-27, 1-66, 1-68, 1-70, 1-72, 1-82, 1-88, 1-93, 1-109, 1-129, 1-135, 1-146, 1-153, 1-155, 1-171, 1-173, 1-174, 1-202, 1-205
147464	1-73	1-512-010005-09	1-9, 1-40, 1-82, 1-88, 1-92, 1-98, 1-116, 1-117, 1-119, 1-120, 1-129, 1-131, 1-137, 1-146, 1-148, 1-150, 1-153, 1-175, 1-177, 1-179, 1-189, 1-190, 1-191, 1-192, 1-194, 1-195
147468	1-148	1-512-010005-13	1-40, 1-92, 1-108, 1-109, 1-155, 1-159, 1-198
147469	1-148	1-512-010005-15	1-193
147471	1-148	1-512-010005-19	1-149, 1-185
148241	1-82, 1-88	1-512-010007-03	1-32, 1-52, 1-131, 1-203
148576	1-169	1-512-010007-05	1-9, 1-37, 1-40, 1-50, 1-52, 1-54, 1-92, 1-98
148585	1-140	1-512-010007-09	1-58
149007	1-182		
149011	1-182		
149012	1-182		
149051	1-17		
149543	1-125		
150072	1-165		
150074	1-165		
150076	1-9		

1-512-010007-12	1-92	162215	1-103, 1-107
151818	1-179	162216	1-103, 1-107
152673	1-201	162217	1-107
153102	1-131	162218	1-103, 1-107
153754	1-129	162219	1-103, 1-107
153755	1-129	162220	1-103
154166	1-96	162258	1-179
155411	1-179	162259	1-179
1-557-010014	1-129	162260	1-179
1-557-010362-54	1-13	162415	1-92
1-557-010362-63	1-129, 1-135, 1-148, 1-184	162941	1-103, 1-107
155780	1-5	162942	1-107
1-560-010002-02	1-66, 1-70	162943	1-107
1-560-010002-03	1-66, 1-146	162944	1-107
1-560-010002-04	1-25, 1-66, 1-68, 1-70, 1-72, 1-153	162945	1-107
1-560-010002-05	1-66, 1-68, 1-70, 1-153	1-630-010021-01	1-13
1-560-010002-07	1-153, 1-155	1-630-010021-02	1-9
156010	1-5	163472	1-96
1-561-010002-05	1-72	163502	1-112
157662	1-155	163769	1-193
157663	1-155	163770	1-193
157664	1-155	163996	1-131, 1-133, 1-138, 1-188, 1-196
157702	1-80	164052	1-32, 1-133, 1-137, 1-138, 1-188, 1-196
157703	1-80	164053	1-102, 1-106, 1-197, 1-206
158581	1-27	164434	1-199
1-59	1-2	1-647-010004225	1-201
1-6	1-2	1-647-010004255	1-9, 1-92
161150	1-175, 1-191	1-65	1-2
161151	1-191	1-654-010024055	1-92
161153	1-191	1-654-010027-7	1-13
161154	1-191	1-654-010032-4	1-37, 1-40
161155	1-175	1-654-010036-05	1-92
162207	1-103, 1-107	1-654-010047-03	1-171, 1-205
162208	1-103	1-654-010047-04	1-48, 1-52, 1-55, 1-78, 1-127, 1-155, 1-165
162210	1-103, 1-107	1-654-010047-06	1-9, 1-32, 1-76, 1-140, 1-141, 1-146, 1-169, 1-197, 1-206
162211	1-103, 1-107	1-654-010047-07	1-9, 1-45, 1-125, 1-126
162213	1-103		
162214	1-103		

1-654-010047-09	1-9, 1-50, 1-54	1-654-010147-06	1-10
1-654-010049-03	1-27, 1-64	1-654-010158-02	1-33
1-654-010049-05	1-9, 1-102, 1-106, 1-114, 1-159, 1-182	1-654-010158-1	1-10, 1-32, 1-37, 1-40
1-654-010049-06	1-32	1-656-010003051	1-32, 1-52, 1-54, 1-131, 1-203
1-654-010051-03	1-202	1-656-010003053	1-131
1-654-010051-05	1-9, 1-109, 1-205	165768	1-123
1-654-010051-06	1-10, 1-72, 1-82, 1-88, 1-129, 1-146, 1-153, 1-199	165769	1-123
1-654-010051-07	1-13, 1-37, 1-40, 1-135, 1-155, 1-169, 1-186	166002	1-125
1-654-010051-08	1-66, 1-68, 1-70, 1-72, 1-171	166352	1-15
1-654-010051-09	1-146	166766	1-147
1-654-010051-10	1-27, 1-109	166767	1-195
1-654-010051-14	1-173, 1-174	166768	1-195
1-654-010051-15	1-135	166821	1-125
1-654-010055-01	1-92, 1-98	166872	1-165
1-654-010055-02	1-19, 1-137, 1-150, 1-187	167-0022	1-201
1-654-010055-03	1-40, 1-92, 1-116, 1-117, 1-119, 1-120, 1-129, 1-131, 1-146, 1-148, 1-149, 1-153, 1-155, 1-177, 1-179, 1-191, 1-194, 1-195	167521	1-103
1-654-010055-04	1-82, 1-88, 1-92, 1-131, 1-153, 1-175, 1-179	167522	1-102
1-654-010055-05	1-92, 1-190, 1-192	167965	1-169
1-654-010055-09	1-150	167975	1-131
1-654-010055-10	1-149, 1-179	168593	1-76
1-654-010055-11	1-10	168610	1-76, 1-78, 1-79
1-654-010055-13	1-129, 1-146, 1-189	168612	1-79
1-654-010055-16	1-82, 1-88	168613	1-76, 1-78, 1-79
1-654-010059-01	1-40, 1-116, 1-117, 1-119, 1-120	168614	1-79
1-654-010059-03	1-108, 1-109, 1-159	168615	1-79
1-654-010059-05	1-108, 1-155, 1-159	168616	1-79
1-654-010059-11	1-159, 1-198	168617	1-79
1-654-010059-15	1-92	168618	1-79
1-654-010061-03	1-19	169255	1-184
1-654-010061-05	1-193	169258	1-184
1-654-010061-07	1-13	169365	1-24
1-654-010065-15	1-185	169531	1-147
1-654-010070-03	1-204	169532	1-147
1-654-010141-04	1-92	169534	1-197, 1-206
		169583	1-188
		169628	1-161
		169639	1-185
		169641	1-185

169836	1-184	174181	1-117
169845	1-182, 1-184	174184	1-117
169848	1-182	174185	1-117
169849	1-182	174188	1-102, 1-106
169853	1-133, 1-137, 1-138, 1-196	174241	1-68, 1-72
169865	1-182	174253	1-198
170109	1-147	174254	1-198
170110	1-147	174265	1-182
170111	1-147	174266	1-182
170112	1-147	174552	1-106
170470	1-127	174553	1-102
170471	1-127	174597	1-199
171159	1-127	174598	1-203
171160	1-127	1-75	1-2
171161	1-127	175029	1-182
171166	1-192	175358	1-126
171167	1-192	175359	1-126
171942	1-40	175360	1-126
171963	1-60	175363	1-126
171964	1-60	175365	1-126
172437	1-125	175617	1-182, 1-184
172865	1-161	175620	1-184
172877	1-107	175989	1-203
172878	1-106	176069	1-9
172882	1-171, 1-173, 1-174	176072	1-40
172980	1-182	176076	1-79
173860	1-147	176420	1-170, 1-171
173875	1-50, 1-54	176421	1-171
173876	1-50	176424	1-171, 1-173, 1-174
174043	1-102, 1-106	176425	1-171, 1-173, 1-174
174061	1-205	176432	1-170
174092	1-205	176440	1-171
174139	1-197, 1-206	176473	1-80
174140	1-197, 1-206	176476	1-80
174141	1-197, 1-206	176477	1-80
174142	1-197, 1-206	176478	1-80
174143	1-68	176479	1-80
174179	1-117	178384	1-171

178389	1-171, 1-173, 1-174	18026	1-84
178400	1-182	18027	1-84
178428	1-147	18028	1-84
178444	1-9, 1-114, 1-159, 1-182	18029	1-85
178592	1-79	18030	1-84
178638	1-147	18032	1-84
178714	1-107	18033	1-96
178715	1-103, 1-107	18034	1-96
178716	1-107	18035	1-96
178717	1-107	18039	1-84
178718	1-103	18044	1-84
178999	1-103	18047	1-84, 1-96
179000	1-103	180538	1-199
179001	1-103	180539	1-199
179089	1-170	18056	1-85
179090	1-147	180570	1-165
1-796-010003-02	1-68, 1-114, 1-182	18078	1-84
1-796-010004-02	1-50, 1-54	1-81	1-2
179902	1-139, 1-165	1-822-010001	1-10, 1-114, 1-183
179906	1-32	1-822-010002	1-138, 1-146
179933	1-64	1-833-010001	1-48, 1-50, 1-52, 1-54, 1-76, 1-78, 1-93, 1-102, 1-106, 1-127
18002	1-85, 1-97	1-833-010002	1-17, 1-48, 1-50, 1-52, 1-54, 1-66, 1-68, 1-70, 1-72, 1-202
18009	1-84	1-833-010003	1-17, 1-66, 1-68, 1-70, 1-72
18015	1-84	183413	1-32, 1-76, 1-78, 1-167
18016	1-84	1-843-010014	1-37, 1-64
18019	1-84	184392	1-126
18020	1-84	184393	1-125
18022	1-96	184501	1-131, 1-133
180221	1-126	184585	1-27, 1-159, 1-182
180222	1-79	185038	1-198
180223	1-79	185216	1-159, 1-183
180224	1-79	1-861-010032-01	1-32
180225	1-79	1-861-010032-03	1-131, 1-203
180226	1-79	1-861-010032-06	1-10
180227	1-79	1-861-010032-07	1-10, 1-32, 1-37, 1-40, 1-45, 1-50, 1-52, 1-54, 1-76, 1-78, 1-125, 1-126, 1-127, 1-140, 1-141, 1-155, 1-197, 1-205, 1-206
180228	1-79		
180229	1-79		
18024	1-84		

1-861-010032-08 . . . 1-10, 1-27, 1-114, 1-159, 1-182	186902 1-27, 1-114, 1-159, 1-183
1-861-010032-09 1-32, 1-102, 1-106	187585 1-161
1-861-010032-10 1-27, 1-82, 1-88, 1-92, 1-155, 1-159, 1-171, 1-173, 1-174, 1-182	187787 1-184
1-861-010032-11 1-10, 1-13, 1-37, 1-40, 1-66, 1-68, 1-70, 1-72, 1-109, 1-129, 1-135, 1-146, 1-169, 1-186, 1-199	187790 1-184
1-861-010032-14 . . 1-92, 1-98, 1-102, 1-106, 1-116, 1-117, 1-119, 1-120, 1-137, 1-148	187833 1-32, 1-172
1-861-010032-15 1-19, 1-82, 1-88, 1-92, 1-129, 1-131, 1-146, 1-149, 1-150, 1-175, 1-179, 1-187, 1-190, 1-192, 1-204	187855 1-32, 1-172
1-861-010032-18 1-92, 1-155	187856 1-32, 1-167, 1-172
1-861-010032-19 1-109, 1-159	187857 1-32, 1-167
1-861-010032-20 1-193	187858 1-32
1-861-010032-21 1-185	187859 1-32, 1-133, 1-139, 1-165
1-861-010032-29 1-13	187860 1-33, 1-165
1-861-010034-07 1-52, 1-131, 1-203	187863 1-131, 1-172, 1-173, 1-174
1-861-010034-09 1-10, 1-37, 1-40, 1-50, 1-52, 1-54, 1-93, 1-98, 1-146	187864 1-165, 1-173, 1-174
1-861-010034-10 1-27, 1-64	187868 1-32
1-861-010034-11 1-129, 1-186	187869 1-139
1-861-010034-13 . . . 1-58, 1-82, 1-88, 1-146, 1-153, 1-155	188995 1-167
1-861-010034-15 1-116, 1-117, 1-119, 1-120	189015 1-114, 1-188
1-861-010034-17 1-37	189253 1-5, 1-9
186807 1-13, 1-15, 1-23	189256 1-27
186811 1-147	189258 1-13, 1-19
186834 1-19, 1-20	189259 1-13, 1-15, 1-19
186835 1-19, 1-21	189260 1-114, 1-124, 1-159, 1-161, 1-183
186861 1-183	189261 1-13, 1-19
186875 1-27, 1-114, 1-159, 1-183	189262 1-13, 1-19
186877 1-27, 1-114, 1-159, 1-183	189263 1-19, 1-21
186878 1-114, 1-159, 1-183	189264 1-19, 1-20
186885 1-27, 1-29	189265 1-19, 1-20
186886 1-13, 1-15, 1-27, 1-114, 1-159, 1-161, 1-183	189266 1-19, 1-21
186889 1-114	189267 1-13, 1-15, 1-19
186890 1-9, 1-159	189276 1-13
186900 1-159	189278 1-9
186901 1-114, 1-131, 1-138	189279 1-9
	189280 1-9, 1-13
	189281 1-9
	189282 1-9
	189285 1-27
	189292 1-5
	189297 1-15

189299	1-27	190536	1-182
189301	1-27	190548	1-182
189302	1-19	190556	1-205
189304	1-19	190557	1-205
189305	1-19	190634	1-15
189306	1-19	190700ZP	1-37, 1-40
189307	1-19	190701	1-37, 1-40
189308	1-147	190705ZP	1-37, 1-40
189309	1-147	190706	1-37, 1-40
189310	1-147	191545	1-131
189311	1-147	191552	1-173, 1-174
189318	1-37, 1-40	191554	1-173, 1-174
189326	1-9	191555	1-172, 1-173
189341	1-161	191556	1-172, 1-174
189354	1-15	191557	1-172
189355	1-15	191568	1-173, 1-174
189356	1-15	191811	1-131
189357	1-15	191813	1-138
189360	1-146	191814	1-138
189360FI	1-146	191833	1-196
189361	1-147	191834	1-139
189364	1-147	191835	1-139
189369	1-147	191847	1-29
189384	1-182	191848	1-29
189524	1-117	191849	1-27, 1-29
189525	1-117	191850	1-27, 1-29
189600	1-66	191872	1-131
189602	1-66	192152	1-9
189637	1-66	192160	1-183
189639	1-66	192208	1-5
189674	1-114	193342	1-124
189676	1-114	193400	1-29
189699	1-205	193401	1-29
190329	1-70	193402	1-29
190331	1-70	193435	1-161
19045	1-84, 1-96	193442	1-29
190508	1-182	193443	1-29
190524	1-182	193444	1-29

193445	1-29	195385	1-161
193446	1-29	195386	1-161
193447	1-29	195387	1-161
193448	1-124	195388	1-161
193455	1-13	195395	1-78
193456	1-131	196165	1-5
193904	1-147	196167	1-5
193907	1-161	196168	1-5
193908	1-161	196169	1-5
193909	1-114	196171	1-5
193910	1-114, 1-159, 1-183	196173	1-5
193911	1-114, 1-159, 1-183	196174	1-5
194162	1-198	196175	1-5
194164	1-198	196176	1-5
194407	1-32	196177	1-5
194467	1-182	196765	1-131
194483	1-182	196784	1-27
194499	1-182	197318	1-79
194508	1-182	197322	1-78
194524	1-182	1974	1-98
194540	1-182	197419	1-5
194556	1-182	197420	1-5
194572	1-182	197587	1-22, 1-23
194724	1-183	197613	1-76, 1-78, 1-79
194725	1-183	199104	1-103, 1-107
195308	1-22	199105	1-147
195371	1-159, 1-161	20-12 140140	1-155
195372	1-159, 1-161	201631	1-20, 1-21
195374	1-159, 1-161	201632	1-22
195375	1-159, 1-161	201633	1-23
195376	1-159, 1-161	201642	1-103, 1-107
195377	1-159, 1-161	201643	1-103, 1-107
195378	1-159	201644	1-103, 1-107
195379	1-159	201645	1-103, 1-107
195380	1-159	201650	1-103, 1-107
195381	1-159	20-20-20 140424	1-155
195383	1-159	202094	1-42, 1-45
195384	1-159	202099	1-42, 1-45

202103	1-42, 1-45	204095	1-135
202104	1-42, 1-45	204096	1-135
202106	1-42, 1-45	204124	1-27
202107	1-45	204158	1-9, 1-13
202108	1-42	204189	1-29
202111	1-45	204194	1-167
202112	1-42, 1-45	204223	1-45
202113	1-42, 1-45	204224	1-45
202114	1-42	2047-12-12S	1-153, 1-155
202116	1-42, 1-45	205573	1-52, 1-54
202118	1-42, 1-45	205574	1-52, 1-54
202121	1-42, 1-45	205710	1-147
202123	1-45	205712	1-147
202191	1-167	205742	1-127
202207	1-76, 1-78	205744	1-127
202225	1-147	205747	1-127
202226	1-147	205836	1-76, 1-78
2024-12-12S	1-146, 1-153, 1-155	205837	1-76, 1-78
2024-12-8S	1-153, 1-155	2062-10-8S	1-82, 1-88, 1-93
202578	1-5	2062-12-12S	1-146
202702-10-8S	1-27, 1-82, 1-88, 1-93, 1-102, 1-106	2062-16-8S	1-153, 1-155
202702-12-12S	1-27	2062-6-4S	1-116, 1-118, 1-119, 1-120
202702-4-6S	1-114, 1-161, 1-183	2062-6-6S	1-184
202702-6-4S	1-116, 1-118, 1-120	2062-6-8S	1-114, 1-161, 1-183
202702-6-8S	1-114, 1-161, 1-183	2062-8-6S	1-114, 1-161, 1-183
202702-8-6S	1-114, 1-161, 1-183	2062-8-8S	1-15
202702-8-8S	1-114, 1-161, 1-183	206599	1-45
202713-16-16S	1-147	2071-8-8S	1-27, 1-114, 1-161, 1-183
203102-12-12S	1-24, 1-147	2081-8-6S	1-25
203247	1-33	2083-8-4S	1-48, 1-50, 1-52, 1-54, 1-76, 1-78
2033-4-4S	1-120	208390	1-29
2033-6-6S	1-183	208391	1-29
2033-8-8S	1-15	208392	1-29
2040-4-6S	1-68, 1-72	2088-6-6S	1-25, 1-68, 1-70
204075	1-135	2089-6-6S	1-66, 1-68, 1-70, 1-72
204076	1-135	209100	1-32, 1-34
204089	1-135	209101	1-34
204094	1-135	209102	1-34

209103	1-34	213978	1-10, 1-167, 1-188, 1-189, 1-190, 1-192, 1-193, 1-195, 1-199, 1-204
2-095-010017	1-205	213994	1-9
210292-12S	1-24	214403	1-167
210377	1-147	214404	1-167
212074	1-32, 1-54	214405	1-167
212374	1-5	214408	1-131, 1-133
212378	1-60	214409	1-131, 1-133
212381	1-60	214413	1-37, 1-42
212383	1-60	214418	1-37, 1-42
212388	1-5	214422	1-37, 1-42
212392	1-188	214425	1-37, 1-42
212396	1-13, 1-15, 1-17, 1-32	214440	1-5
212397	1-32	214441	1-112
212398	1-13, 1-15	214442	1-13, 1-15, 1-32
212400	1-76	214443	1-32
212402	1-48	214444	1-13, 1-15
212404	1-48	214468	1-40, 1-45, 1-52
212407	1-13, 1-15	214477	1-45, 1-52
212412	1-13, 1-15, 1-17	214478	1-40
212418	1-62	214482	1-40
212421	1-62	214639	1-10
212426	1-62	214643	1-9
212432	1-5, 1-9	2-150-010240	1-171
213287	1-33	215192	1-10
213288	1-167	215196	1-9
213290	1-32	215198	1-10
213294	1-33	215202	1-9
213295	1-33, 1-131, 1-133	215486	1-50, 1-68
213296	1-32, 1-131, 1-133	215498	1-68, 1-72
213297	1-32, 1-131, 1-133	215521	1-137
213298	1-32	215522	1-137
213299	1-37, 1-40	215745	1-13, 1-15
213304	1-32	216200	1-48
213305	1-33	216202	1-48
213333	1-37, 1-40	216222	1-54, 1-72
213496	1-9	216230	1-33
213500	1-9	216248	1-33
213502	1-9		

216259	1-33	3-054-010101	1-129
216599	1-42	3067	1-64
216600	1-42, 1-45	3-076-010005	1-37, 1-42
216601	1-27	3-076-010015	1-40, 1-45
216920	1-129	3-120-010124	1-146
216921	1-129	3-120-010445	1-93, 1-202
217155	1-5	3-120-010461	1-153
218046	1-147	3-120-010494	1-177, 1-179
218058	1-85	3-125-010465	1-92
2-181-010001	1-10, 1-13, 1-37, 1-40, 1-116, 1-118, 1-119, 1-120	3-141-010008	1-129
21925	1-84	3-141-010121-1	1-129
220291	1-205	3-141-010121-2	1-148
220292	1-205	3-141-010155	1-129, 1-131, 1-137, 1-138
2215-16-20S	1-146	3-150-010186	1-92, 1-98
2216-12-12S	1-156	3-150-010196	1-92
223938	1-64	3-155-010017-4	1-82
2240-12-12S	1-146	3-155-010018-6	1-88, 1-92, 1-102
2263	1-100	3-162-010001	1-146, 1-153
22752	1-84	3-174-010038	1-82, 1-88, 1-92, 1-102
23078	1-85, 1-97	3-174-010039036	1-82, 1-88, 1-92, 1-102
23079	1-85	3-174-010059	1-106
23081	1-85, 1-97	3-174-010060036	1-106
23083	1-85	3-181-010006	1-114, 1-183
23085	1-85	3-182-010028	1-146
23144	1-97	3-187-010013	1-40
23303	1-84	3-242-010205	1-116, 1-118, 1-119, 1-120, 1-123
23367	1-96	3-272-010010	1-169
23470	1-84	3-272-010017	1-197, 1-206
2389	1-98	3-272-010021	1-169
2481X	1-147	3-316-010008	1-146
2481X DRY	1-147	3-352-010067-2	1-177, 1-179
2-557-010054	1-184	3-368-010252	1-32, 1-102, 1-106, 1-127, 1-133, 1-137, 1-138, 1-165, 1-196
2-557-010426	1-198	3-384-010020	1-66, 1-68
2-573-010335	1-5	3-384-010031	1-66, 1-68
26976	1-96	3-399-010001	1-153, 1-155
3/8P COUPL	1-146	3-443-010018	1-146
3-014-010255	1-92	346SL	1-108, 1-159

3-481-010006	1-82, 1-100	3-725-010058	1-108
3-481-010007	1-88, 1-92, 1-100	3-755-010080	1-129
3-482-010249	1-129	3-762-010016	1-37
3-482-010472	1-119	3-762-010017	1-37, 1-40, 1-199
3-482-010503	1-153	3-780-010002 ...	1-48, 1-50, 1-52, 1-54, 1-66, 1-68, 1-70, 1-72, 1-76, 1-78
3-485-010001	1-37, 1-40	3-786-010043	1-153
3-522-010017	1-92	3-793-010040	1-194, 1-195
3-557-010031	1-13	3-793-010041	1-194
3-557-010033	1-13	3-821-010005	1-40
3-557-010380	1-129, 1-148	3-831-010172	1-92
3-557-010469	1-10	3-831-010182	1-92
3-557-010470-01	1-13	3-843-010005	1-72
3-557-010470-02	1-13	3-843-010034	1-52
3-557-010543	1-177, 1-179, 1-191	3-843-010038	1-25, 1-72
3-557-010544	1-177, 1-179	3-843-010039-02	1-93
3-561-010001	1-153, 1-155	3-870-010097	1-64
3-565-011688	1-92	3-870-010107	1-64
3-565-011792	1-177, 1-179, 1-191	3-873-010122	1-82, 1-84
3-565-011793	1-177, 1-179, 1-191	3-873-010123	1-88, 1-93, 1-96
3-573-010031	1-37, 1-40	3-873-010124	1-82
3-573-010085	1-5	3-873-010140-01	1-88, 1-177, 1-195
3-573-010189	1-5	3-873-010144-01	1-82
3-573-010210	1-5	40-0667-02	1-146
3-573-010349	1-5	4009	1-64
3-573-010377	1-5	43029	1-32, 1-133
3-573-010378	1-129	51031-21	1-114
3-591-010001	1-153, 1-155	514-9045-30	1-146
3-626-010004	1-93	514-9073-30	1-146
3-642-010134	1-10, 1-189	5410	1-184
3-645-010059	1-10, 1-189	55B61 ...	1-24, 1-66, 1-68, 1-70, 1-72, 1-93, 1-102, 1-106
3-645-010084	1-40, 1-45	55B61-6	1-24
3-645-010087	1-177, 1-179, 1-191	55B61-7	1-24
3-645-010088	1-177, 1-179	56D4	1-66, 1-70, 1-72
3-659-010012	1-64	61333	1-85
3-711-010025	1-129	622-3511-008	1-37, 1-40
3-720-010010	1-82, 1-88	63680	1-64
3-720-010035	1-92		
3-720-010042	1-92		

6-557-010163	1-129, 1-135	934-00-492	1-58
6828	1-153, 1-155	934-00-506	1-58
71500165	1-161	936 00 077	1-58
71500166	1-183		
71508981	1-183	A	
71509004	1-161		
71509124	1-183	A10037.3	1-112
71509125	1-161, 1-183	A10038.7	1-112
71600529	1-161		
758-181	1-66, 1-70	B	
7779-102	1-161		
7779-72	1-183	B7-141-003	1-129, 1-138
7779-78	1-161		
7779-84	1-161	C	
7HCGHT500	1-82, 1-88, 1-92, 1-102		
805-2	1-66, 1-68, 1-70, 1-72	C10256	1-112
81006	1-84	C2001	1-98
81009	1-84	C3069X12	1-153
81025	1-84		
81077	1-96	H	
81078	1-96		
81080	1-96	HM212011	1-64
81081	1-96	HM212049	1-64
81264	1-32, 1-102, 1-106, 1-131, 1-137, 1-138, 1-139, 1-167, 1-188, 1-196	HM218210	1-64
81530	1-84	HM218248	1-64
88005	1-97		
900-08-139	1-58	K	
900 45 040	1-58		
900 54 007	1-48, 1-55	K71-101-00	1-60, 1-62
900-54-079	1-52, 1-54	K71-136-00	1-62
900598-12S	1-147	K71-460-00	1-60
90508009	1-58		
905-54-107	1-48, 1-50, 1-52, 1-54, 1-55, 1-93, 1-102, 1-106	P	
905-54-186	1-55		
905-57-129	1-58	PTO	1-153
934 00 149	1-58		
		R	
		RTR7999X4ZP	1-92

T

TR573 1-64

W

W214S-1 1-169

Document Control Revision Log:

Date	New/Update	Improvement(s) Description and Comments
10/2018	F-1003-1018	Initial Release
11/2018	F-1003-1118	Release includes new drawings for the Aquatic suspension and brakes



Intertek

Equipment from Landoll Corporation is built to exacting standards ensured by ISO 9001 registration at all Landoll manufacturing facilities.

440B/455B Semitrailer Parts Manual

Re-Order Part Number F-1003-1018

LANDOLL CORPORATION

1900 North Street

Marysville, Kansas 66508

(785) 562-5381

800-428-5655 ~ WWW.LANDOLL.COM



Copyright 2019. Landoll Corporation

“All rights reserved, including the right to reproduce this material or portions thereof in any form.”

Scan to go to www.landoll.com

