



330D
Semi Trailer
Parts Manual



LANDOLL CORPORATION

1900 North Street

Marysville, Kansas 66508

(785) 562-5381

800-428-5655 ~ WWW.LANDOLL.COM

Manuals for the 330D Semi Trailer	
--	--

MANUAL NUMBER	MANUAL NAME
F-599-0612	330D Operator's Manual
F-1022-0219	330D Parts Manual

Table of Contents

1 Illustrated Parts List

Instructions for Ordering Parts	1-1
Decals	1-3
Decal Arrangement	1-3
Decals	1-5
Main Frame Assembly	1-8
Standard Deck	1-8
Double Drop Deck	1-9
Chain Drive	1-10
Manual Tube	1-12
Fifth Wheel	1-14
Fifth Wheel Assembly	1-14
Hydraulic, Electric and Air	1-16
Standard and Low Load Angle	1-16
Hydraulics - Chain Drive System	1-18
Valve Assembly	1-20
Fifth Wheel Hydraulics	1-22
Gearbox Assembly	1-24
Cylinder Assembly - 4x42 w/Counterbalance Valve	1-26
Cylinder Assembly - Low Load Angle	1-27
Cylinder Assembly - Standard Load Angle	1-28
Connectors - Front Sub Assembly	1-29
Air System - Standard and Low Load Angle	1-30
Air Valve - Air Booster	1-32
Electrical	1-34
Bumper Electrical	1-36
Remote Control	1-38
Undercarriage	1-40
Single Axle - Spring Ride	1-40
Single Axle - Air Ride	1-41
Tandem Axle - Spring Ride	1-44
Tandem Axle - Air Ride	1-45
Mud Flap, Bumper, Cam Follower & E-Chain	1-48
Air Ride - Single Axle	1-50
Air Ride - Tandem Axle	1-52
Suspension Hanger - RLU-228	1-54
Air Tank Assembly	1-56
Grease System - Single Axle	1-58
Grease System - Tandem Axle	1-60
Axle and Brakes	1-62
Dexter 12-1/4 X 7-1/2	1-62
Dexter 16-1/2 X 7	1-64
Outboard Pilot Mount Hub and Drum Assembly	1-66
Air Brake System	1-68
Single Axle	1-68

Tandem Axle	1-70
ABS Brake Kit	1-72
Winches	1-73
Winch Installation - 12K Spring Tension (BRADEN)	1-73
Winch Items - 12,000 Lb. (BRADEN)	1-75
Winch Items - 20,000Lb. (BRADEN)	1-79
4-Roller Guide - 20K Winch	1-82
Landing Gear	1-83
Bolt-On Park Stand	1-83
JOST 330	1-84
JOST 330HP	1-85
Air Digital Scales - Option	1-87
Loadmaxx System	1-87
Bulkhead - Option	1-89
Two Position Bulkhead	1-89
Engine - Options	1-90
Engine - 25 HP Upper Deck Package	1-90
Engine - Upper Deck Stand Installation	1-96
Engine Package - 25HP - 15 Gallon	1-97
Options	1-104
Hydraulic Wet Kit Items - 30 Gallon	1-104
Hydraulic Conversion Kit - Ball to Flat	1-106
Container Bridle	1-108
Hook and Chain	1-109
Container Hook	1-110
Container Pusher	1-111
Stop/Lock Pin Assembly	1-112
Bolt-on Toolbox - 9 Inch	1-114
Bolt-on Toolbox - 17 Inch	1-116
Cone Holder	1-118
Spare Tire Rack - Bulkhead Mounted	1-120

Instructions For Ordering Parts

ORDER PARTS FROM LANDOLL PARTS DISTRIBUTION CENTER

**** Repair parts must be ordered through an Authorized Dealer ****

PHONE NO: 1-800-423-4320 OR 1-785-562-5381
 ORDER ONLINE: Dealer.landoll.com

FAX NO: 888-527-3909

IDENTIFICATION PLATE

The identification plate, which lists the model number and serial number, is located on the front of the frame (See Figure 1-1.)

SERIAL NUMBER NOMENCLATURE

The serial number for the Model 330D Series Semitrailer is located on the identification plate.

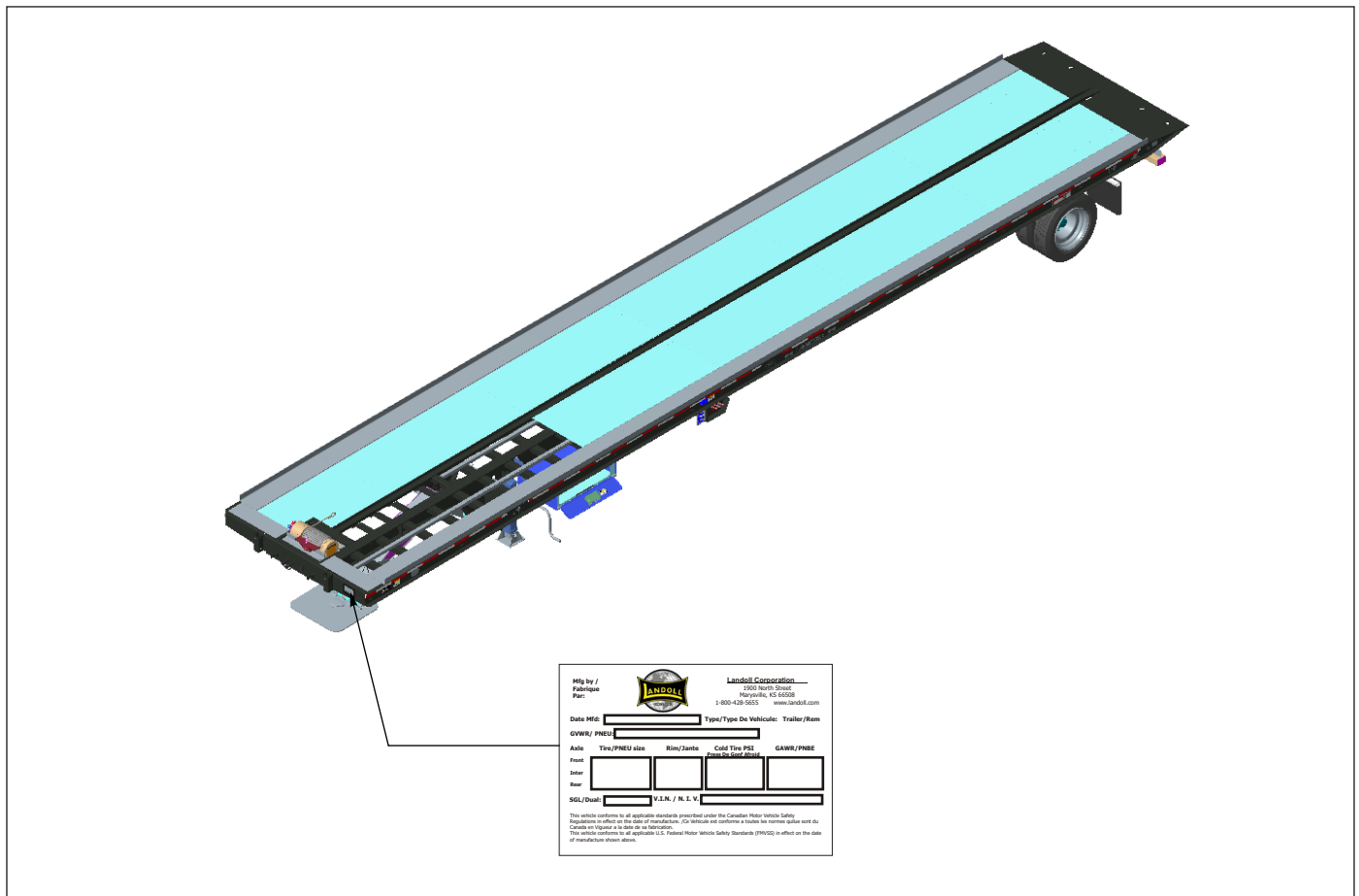


Figure 1-1: Identification Plate and Location

Decals

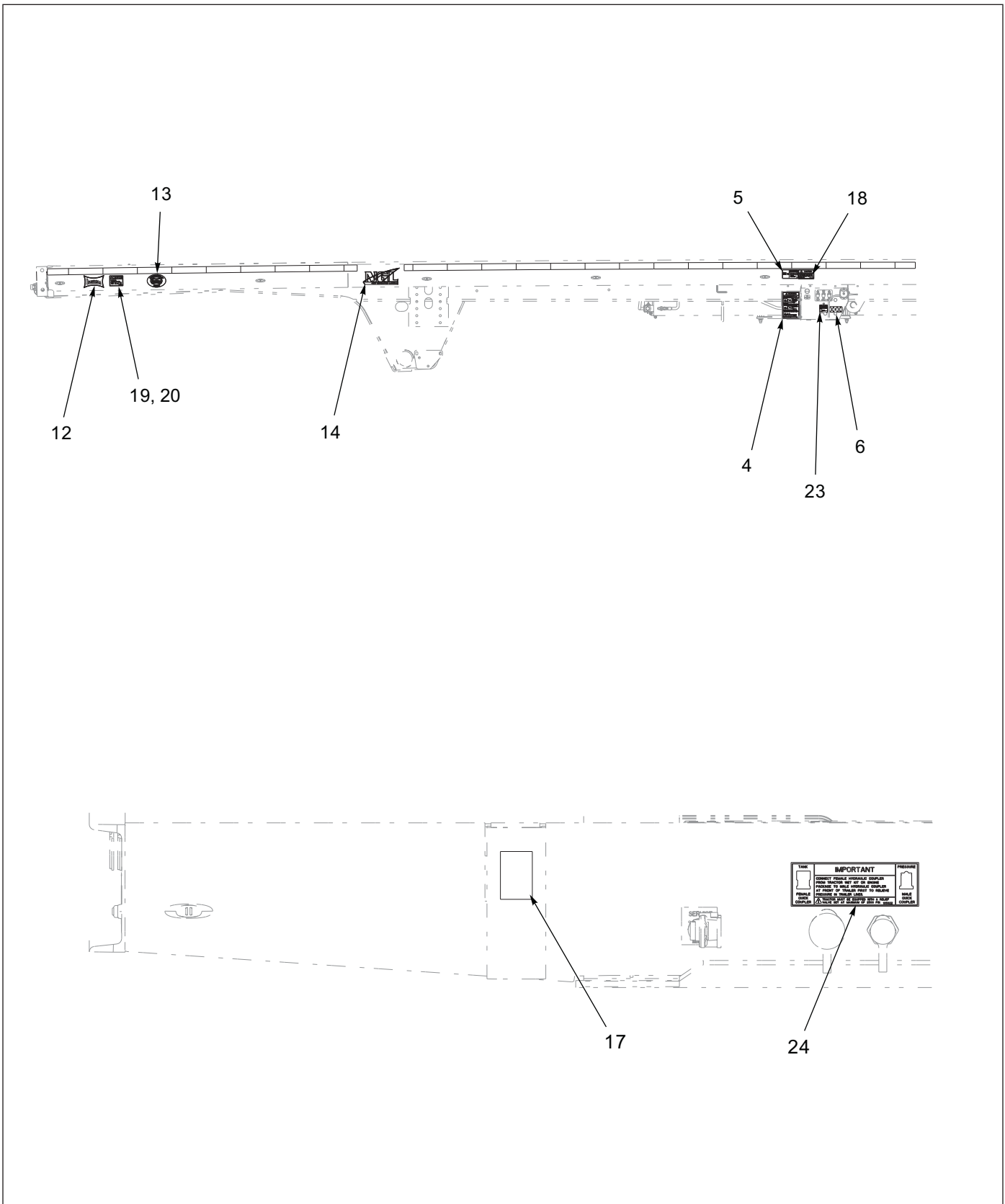


Figure 1-2: Decal Arrangement (1 of 2)

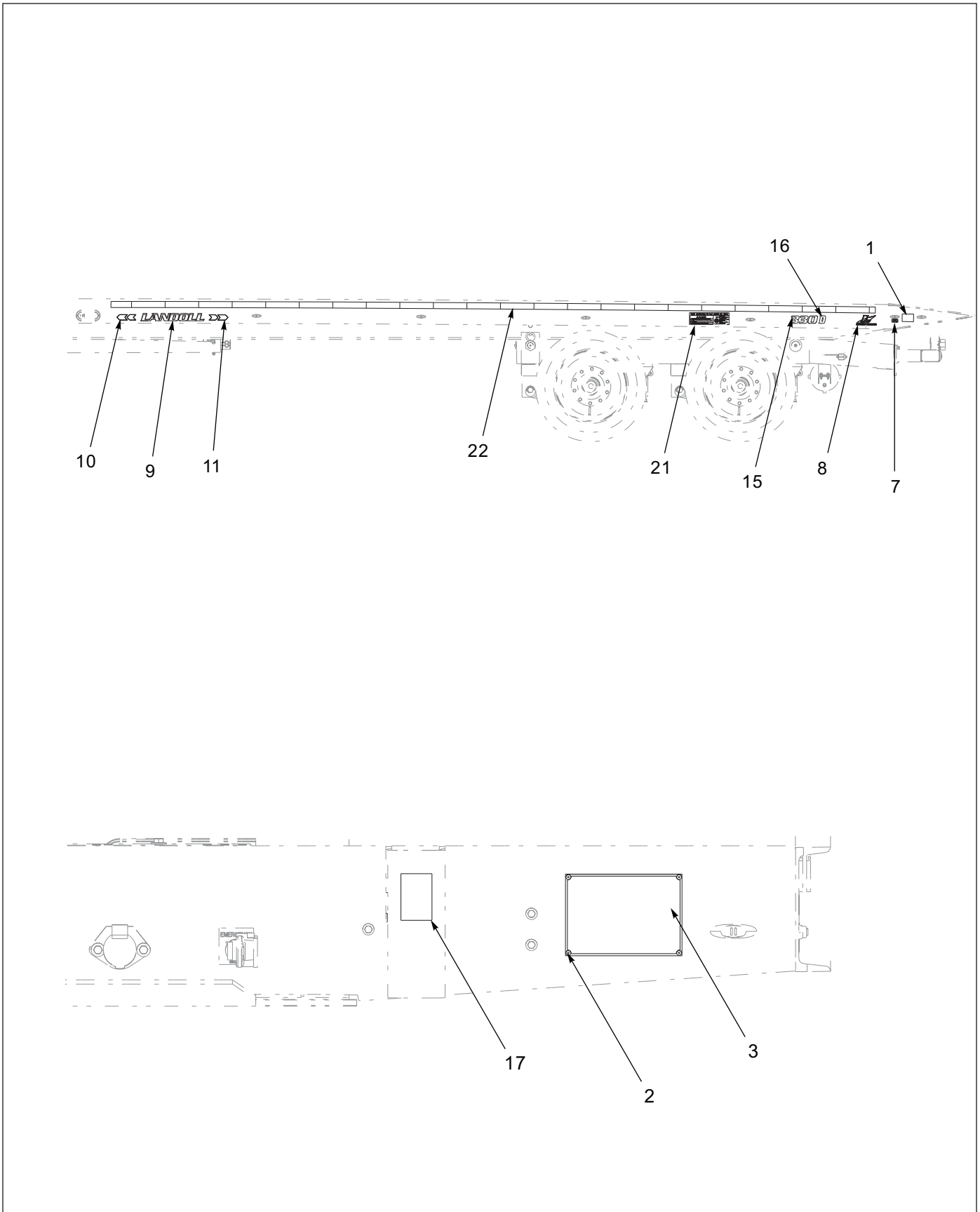





Figure 1-3: Decal Arrangement (2 of 2)




15, 16




22




13




8




12



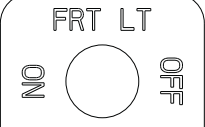
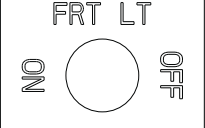
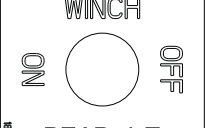
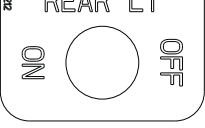
7




14




10, 11

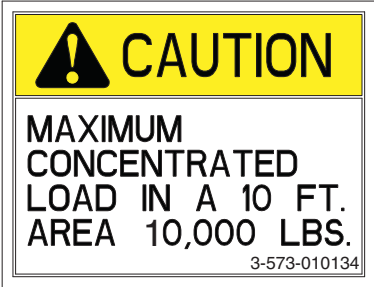
6



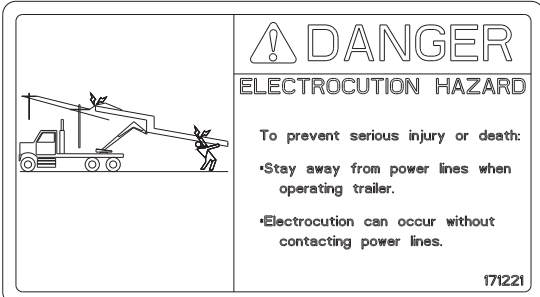
18



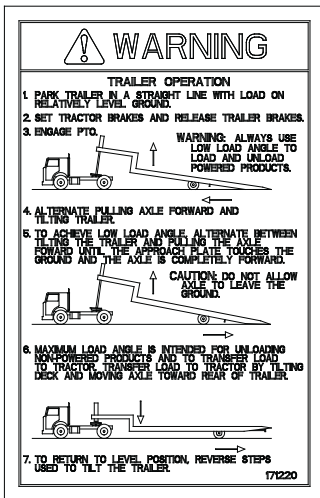
3




20




5




4



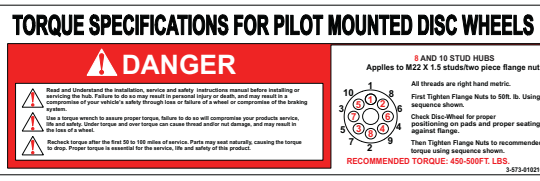
24



9



19



21

Figure 1-4: Decals

Decal Arrangement

ITEM	PART NO.	DESCRIPTION	QTY.	
	201058	DECAL INSTL, 330D TANDEM AXLE	*	
	201059	DECAL INSTL,330D SINGLE AXLE		*
1	101855	WARNING LAMP LABEL,ABS	1	1
2	12420301-017	RIVET,BLIND .156 X 1/4 GRIP	4	4
3	155780	TRAILER VIN PLATE	1	1
4	171220	DECAL OPERATION 1-AXLE TB	1	1
5	171221	DECAL, DANGER ELECTROCUTION	1	1
6	184212	DECAL, SWITCH SERIES 300	1	1
7	189292	DECAL, ABS, WHITE	1	1
8	196165	DECAL HIGHWAY L	2	2
9	196167	DECAL LANDOLL SMALL	2	2
10	196168	DECAL ARROW SMALL 2LH	2	2
11	196169	DECAL ARROW SMALL 2RH	2	2
12	196172	DECAL BOWTIE SMALL	2	2
13	196173	DECAL POWDERCOAT SMALL	1	1
14	196180	DECAL NEXT GENERATION SMALL	2	2
15	196182	DECAL 330 TRAILER	2	2
16	200525	DECAL, LETTER D, 2-1/2"	2	2
17	202578	REFLEXITE WHITE 3" LENGTH	2	2
18	3-573-010038	DECAL CAUTION	1	1
19	3-573-010086	DECAL CONCEN LOAD 20000 LBS	2	--
20	3-573-010134	DECAL, CONC LOAD 10000 LBS	--	2
21	3-573-010210	DECAL TORQUE SPEC 8-10STU HUB	2	2
22	1-573-010377	DECAL,2"REFLEXITE TAPE,RD/WHT	1200	1200
23	900-44-207	DECAL	REF	REF
24	105822	DECAL, HYD COUPLER	1	1

Main Frame Assembly




Figure 1-5: Standard Deck (1 of 3)

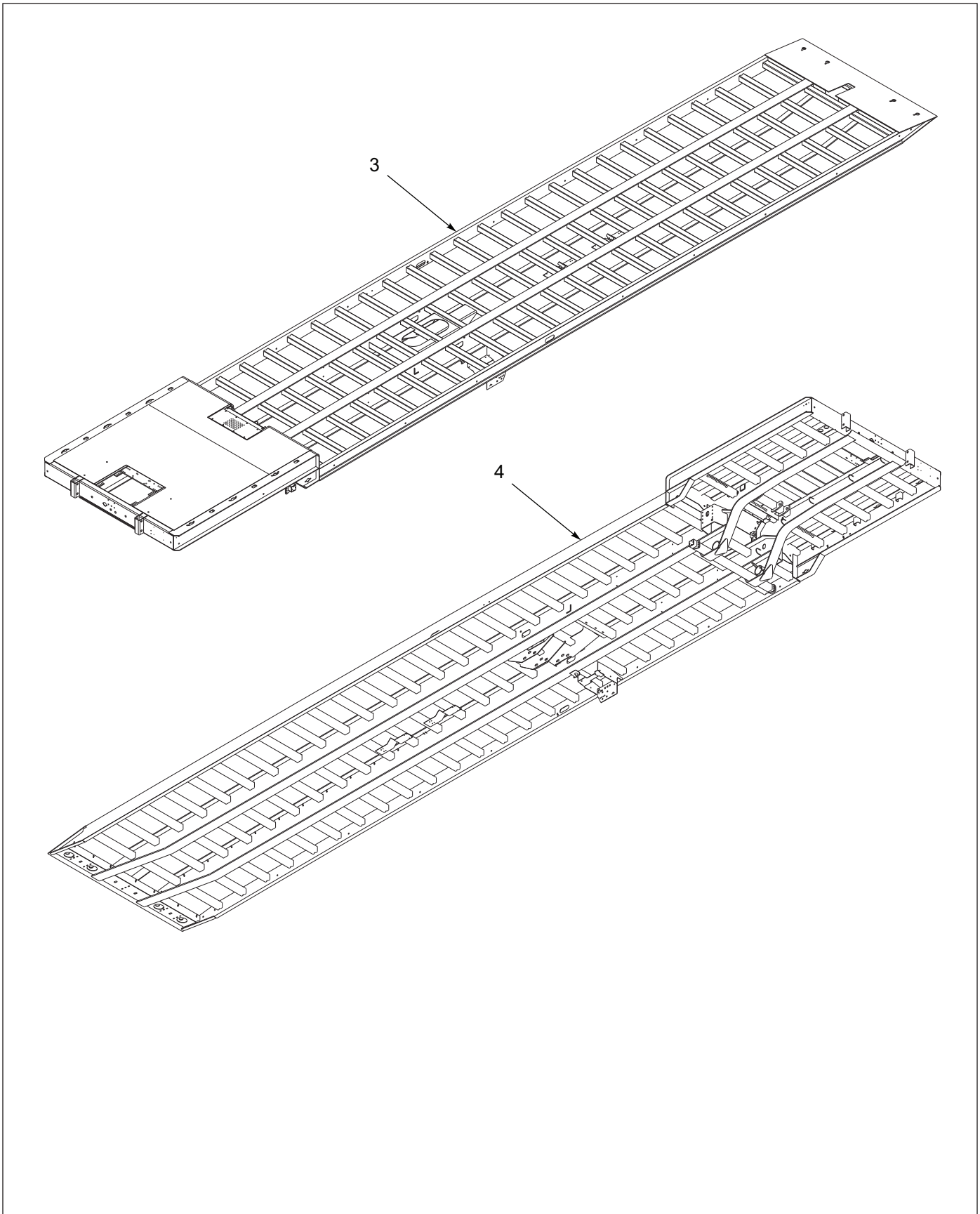


Figure 1-6: Double Drop Deck (2 of 3)




Figure 1-7: Chain Drive (3 of 3)

Standard, Double Drop and Chain Drive Deck

ITEM	PART NO.	DESCRIPTION	QTY.
1	199802	FRAME 330D-1-42-102" W/29" AP (REF. ONLY)	REF
2	213872	FRAME WLDMT 330D-2-42-102 29AP (REF. ONLY)	REF
3	208006	FRAME WLDMT 330D-48-102 D/D (REF. ONLY)	REF
4	200445	FRAME WLDMT 330D-2-53 WINCH (REF. ONLY)	REF
5	3-242-010152-02	CYL ASSY LOW LOAD ANGLE 330 (SEE PAGE 1-27)	REF
5	3-242-010153	CYLINDER ASSY,STD LOAD ANGLE (SEE PAGE 1-26)	REF
6	141607	VALVE ASSY AIR BOOSTER (SEE PAGE 1-32)	REF
7	143163	CONNECTORS FRONT SUB ASSY (SEE PAGE 1-29)	REF
8	194439	VALVE REXROTH ASSY 300A (SEE PAGE 1-20)	REF
9	150076	MANUAL TUBE (4-1/4"ID) (SEE PAGE 1-12)	REF
10	200846	FRAME 330D-2-53W/CHAIN (REF. ONLY)	REF
11	183673	GEARBOX ASSY 330/340/343	REF

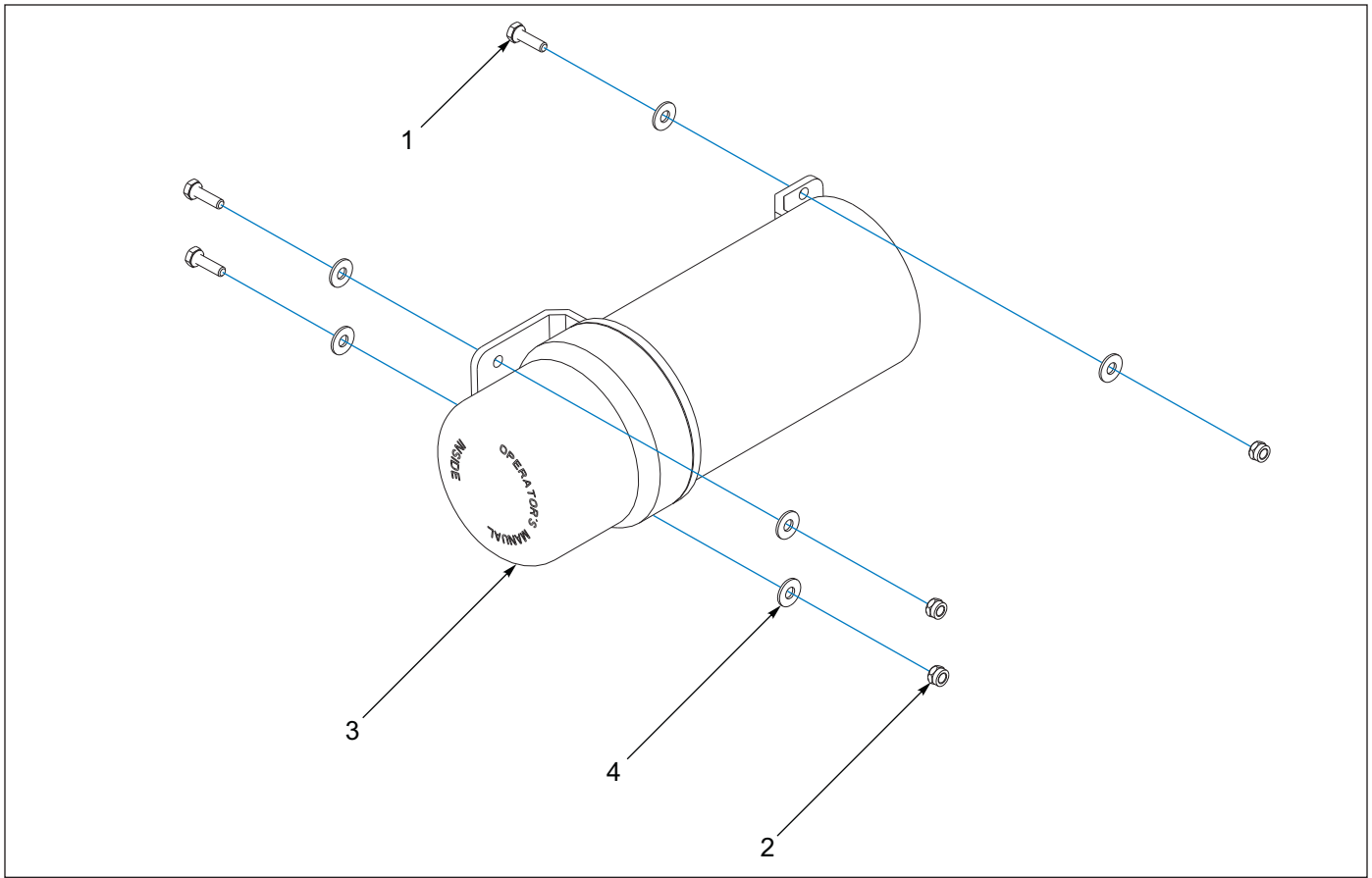


Figure 1-8: Manual Tube

Manual Tube

ITEM	PART NO.	DESCRIPTION	QTY.
1	1-654-010047-05	SCREW, HX CP 1/4-20UNCx7/8 GR5	REF
2	1-512-010005-01	NUT,HEX,SLFLKG GRB 1/4-20	REF
3	150076	MANUAL TUBE (4-1/4"ID)	REF
4	1-861-010032-07	WASHER,FLAT 1/4 ZP	REF

Fifth Wheel

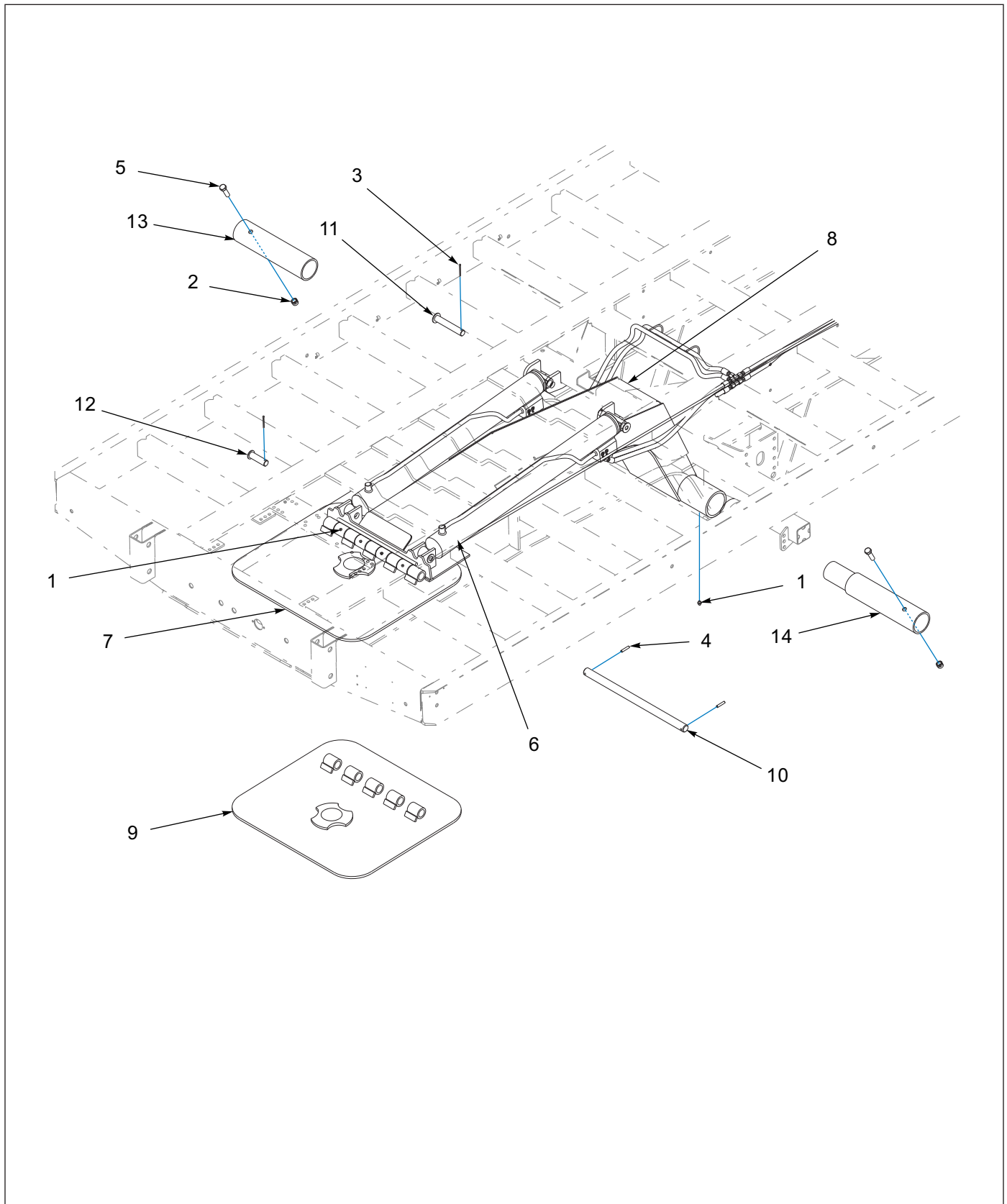


Figure 1-9: Fifth Wheel Assembly

Fifth Wheel Assembly

ITEM	PART NO.	DESCRIPTION	QTY.		
	201067	HITCH INSTL 30 PIN 330D-42 TRL	*		
	201065	HITCH INSTL 24 PIN 330D-42 TRL		*	
	208013	HITCH INSTL 18 PIN 330D-D/D TRL			*
1	1-298-010001-1	ZERK FITTING 1/4 SAE	6	6	6
2	1-512-010005-15	NUT,HEX,SLFLKG GRB 3/4-10	2	2	2
3	1-557-010362-54	PIN, COTTER 3/16X2-1/4	4	4	4
4	1-647-010004255	ROLL PIN, SLTD, 3/8X2	2	2	2
5	1-654-010061-07	SCREW,HX CP 3/4-10UNCX2-1/2G5	2	2	2
6	200497	CYLINDER 4X42 W/CB	2	2	2
7	3-375-010250	HITCH,PLT,24KP-317A/30KP-318	1	--	1
8	3-375-010292	HITCH WLDMT FIFTH WHL TNDM AXL	1	1	1
9	3-375-010349	HITCH, PLATE, 18" KING PIN	--	1	--
10	3-557-010030	HINGE PIN FIFTHWHEEL	1	1	1
11	3-557-010033	PIN CYL BUTT END	2	2	2
12	3-557-010059	PIN CYL ROD END	2	2	2
13	3-826-010014	TUBE,INNER,HINGE FIFTH WHEEL	1	1	1
14	3-826-010015	TUBE WLDMT INNER FIFTH WHEEL	1	1	1

Hydraulic, Electric and Air

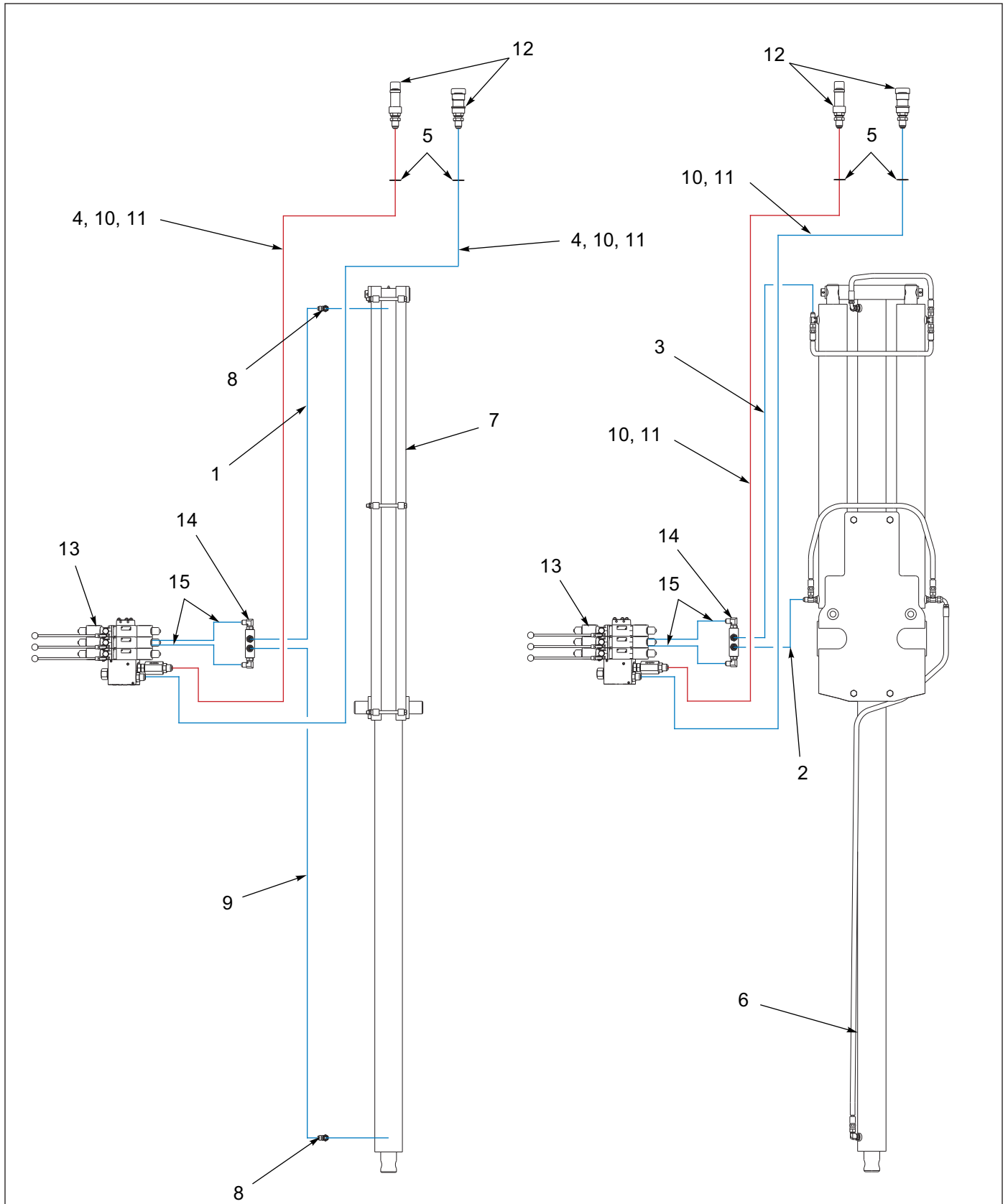


Figure 1-10: Standard and Low Load Angle

Hydraulics - Standard and Low Load Angle

ITEM	PART NO.	DESCRIPTION	QTY.
	200498	HYD ELE AIR 330D-1&2 42' SLA RMT (REF. ONLY)	*
	200508	HYD ELE AIR 330D-1 48' LLA RMT (REF. ONLY)	*
1	1-397-010301130	HOSE ASSY,1/2X130,SAE37,STR (STANDARD LOAD ANGLE)	1
2	1-397-010302042	HOSE ASSY,1/2X42,SAE37,STR-90 (LOW LOAD ANGLE)	1
3	1-397-010305254	HOSE ASSY 3/4X254,SAE37,STR90 (LOW LOAD ANGLE)	1
4	1-397-010302112	HOSE ASSY,1/2X112,SAE37,STR90 (42 FOOT TRAILER SLA)	2
5	1-861-010059-21	WASHER,LKG,INTL TOOTH 1-1/8	REF
6	3-242-010152-02	CYL ASSY LOW LOAD ANGLE 330	REF
7	3-242-010153	CYLINDER ASSY,STD LOAD ANGLE	REF
8	2062-8-8S	ADAPTER, 90, #8 O-RING-TUBE (STANDARD LOAD ANGLE)	2
9	100063	HOSE ASSY 1/2X92,SAE37,ST-ST (STANDARD LOAD ANGLE)	1
10	100064	HOSE ASSY 3/4X302,SAE37,STR90 (48 & 50 FOOT TRAILER)	2
11	128028	HOSE ASSY 3/4X362 SAE37 STR90 (53 FOOT TRAILER)	2
12	143163	CONNECTORS FRONT SUB ASSY (REF. ONLY)	1
13	194439	VALVE REXROTH ASSY 300A	1
14	197450	VALVE DUAL CB ASSY 343A	1
15	1422896	HOSE ASSY OUTLET LOOP	2

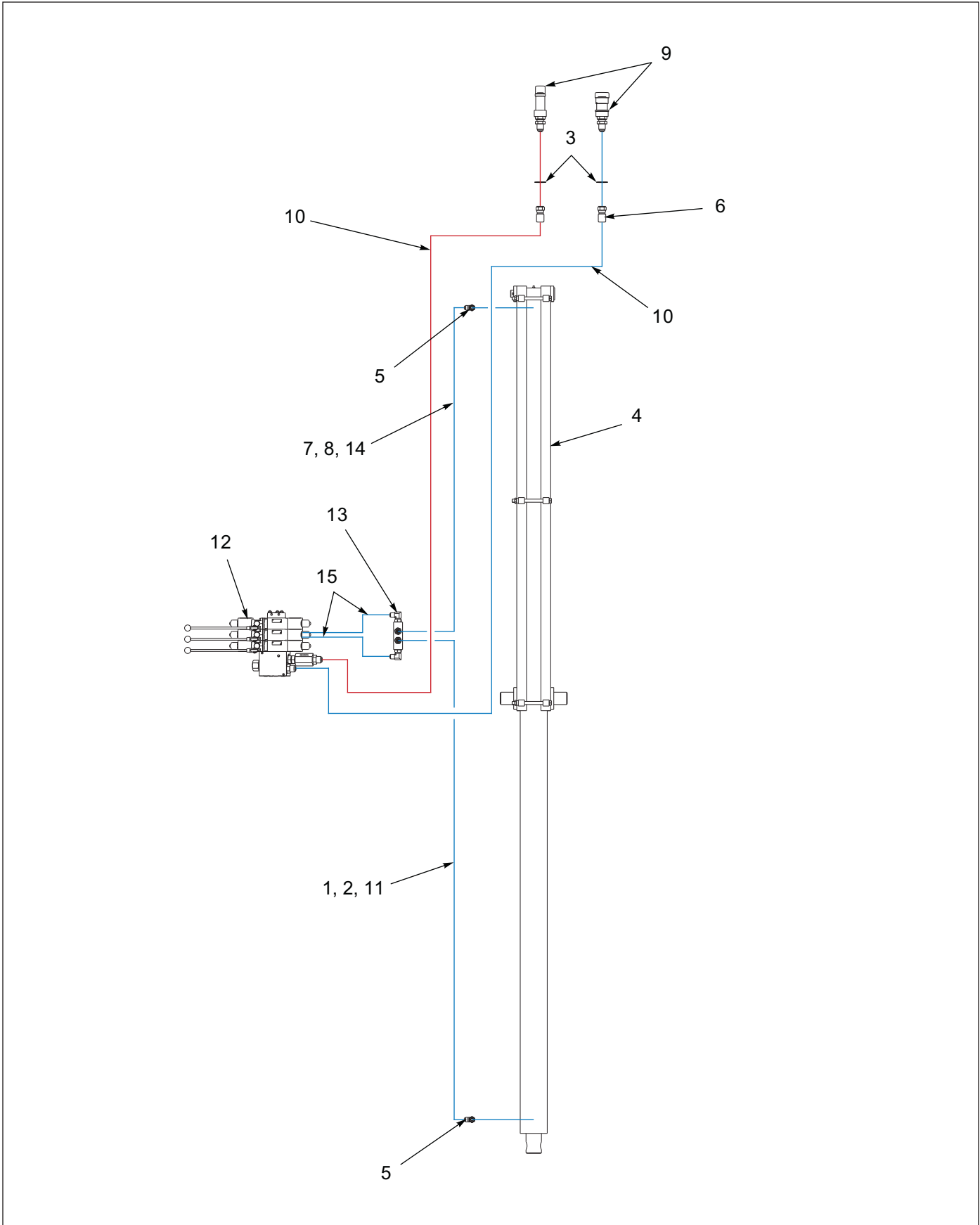


Figure 1-11: Hydraulics - Chain Drive System

Hydraulics - Chain Drive System

ITEM	PART NO.	DESCRIPTION	QTY.		
	200516	HYD ELECT AIR 330D-42CHN W/RMT	*		
	200520	HYD ELE AIR 330D-53 CHAIN RMT		*	
	200522	HYD ELE AIR 330D-50 CHAIN RMT			*
1	1-397-010301130	HOSE ASSY,1/2X130,SAE37,STR	1	--	--
2	1-397-010301238	HOSE ASSY 1/2X238,SAE37, STR	--	--	1
3	1-861-010059-21	WASHER,LKG,INTL TOOTH 1-1/8	2	2	2
4	3-242-010153	CYLINDER ASSY,STD LOAD ANGLE	REF	REF	REF
5	2062-8-8S	ADAPTER, 90, #8 O-RING-TUBE	2	2	2
6	2071-12-12S	ADAPTER 90 #12FLR SWVL #12JIC	2	2	2
7	51039-23	HOSE ASSY 1/2X106 SAE37 STR	--	--	1
8	100063	HOSE ASSY 1/2X92,SAE37,ST-ST	1	--	--
9	143163	CONNECTORS FRONT SUB ASSY	REF	REF	REF
10	158040	HOSE ASSY 3/4X280,SAE37,STR90	2	2	2
11	181590	HOSE ASSY,1/2X154,SAE37,STR	--	1	--
12	194439	VALVE REXROTH ASSY 300A	REF	REF	REF
13	197450	VALVE DUAL CB ASSY 343A	REF	REF	REF
14	1406046	HOSE ASSY,1/2X117,SAE37,STR	--	1	--
15	1422896	HOSE ASSY OUTLET LOOP	2	2	2

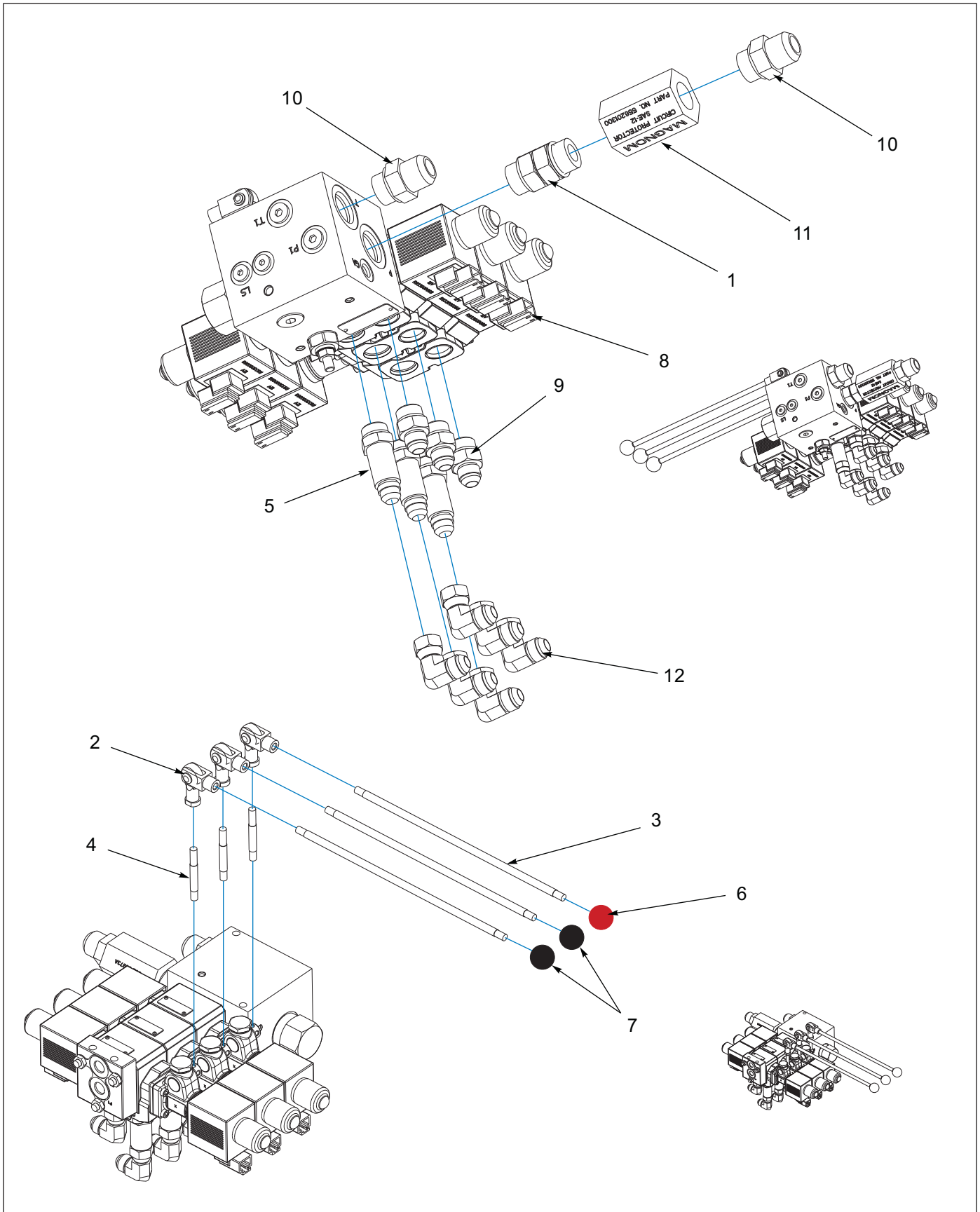


Figure 1-12: Valve Assembly

Valve Assembly

ITEM	PART NO.	DESCRIPTION	QTY.
	194439	VALVE REXROTH ASSEMBLY 300A	*
1	158581	ADAPTER STR #12 ORB - #12 ORB	1
2	186875	CLEVIS JOINT, ROD ENDS M8X1.25	3
3	202430	VALVE, 3 SPOOL 35GPM W/ORF	3
4	186902	STUD, M8X1.25X64MM, DBL THRD	3
5	189285	ADAPTER, STR LONG #10 ORB #8MJIC	3
6	191849	HANDE, RED, 9 IN., M8X1.25 THREAD	1
7	191850	HANDLE, BLACK, 9 IN., M8X1.25 THREAD	2
8	202430	VALVE, 3 SPOOL, 35GPM, W/ ORIF	1
9	202702-10-8S	ADAPTER, #10 O-RING #8 TUBE	3
10	202702-12-12S	ADAPTER, STR #12 O-RING - #12 TUBE	2
11	204124	FILTER, HYD INLINE MAGNETIC, SAE#12	1
12	2071-8-8S	ADAPTER, 90, #8 FLR SWIVL #8 JIC	6

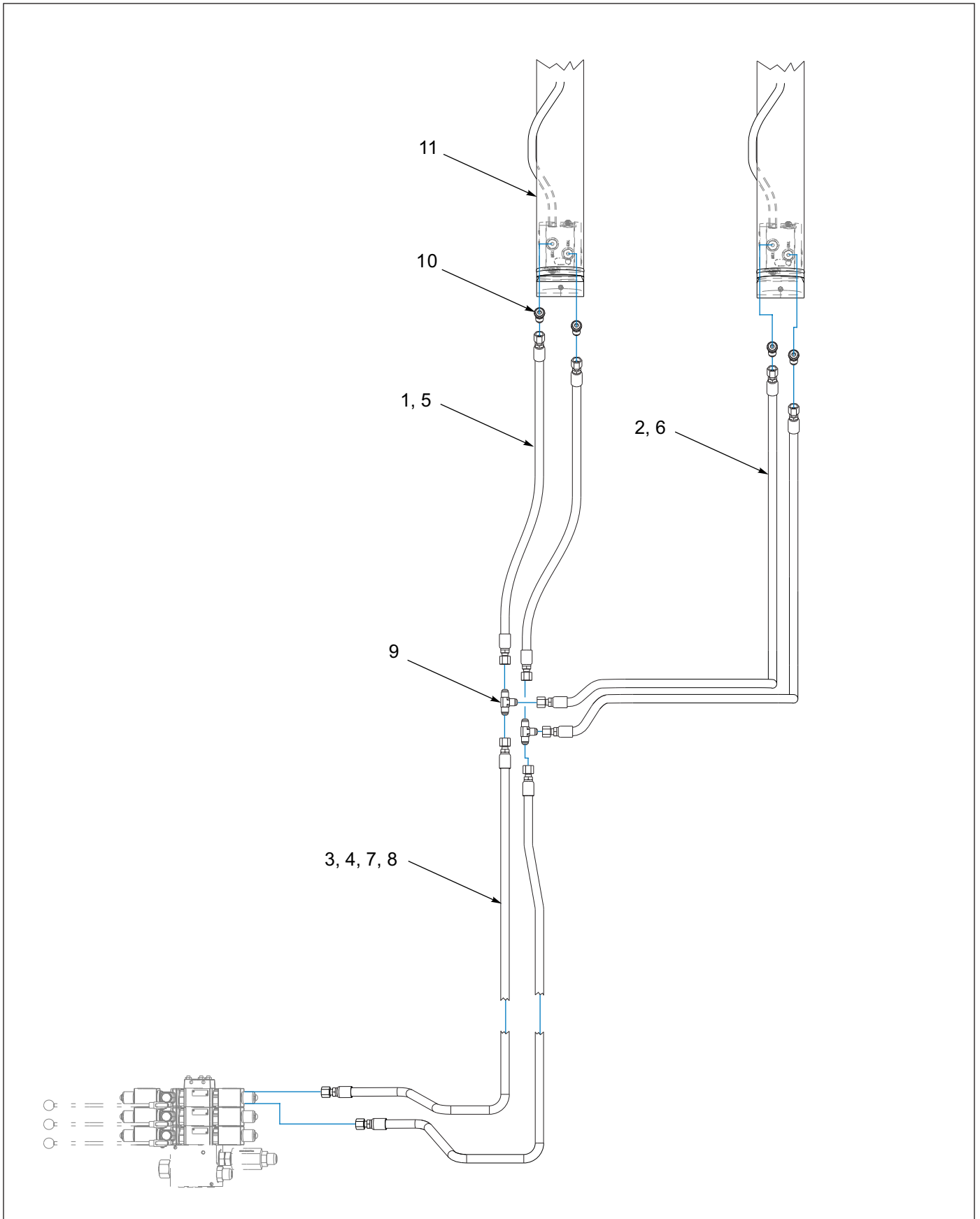


Figure 1-13: Fifth Wheel Hydraulics

Fifth Wheel Hydraulics

ITEM	PART NO.	DESCRIPTION	QTY.
	201060	HITCH INSTL 317/318/330 (REF. ONLY)	*
1	1-397-010301025	HOSE ASSY,1/2SAE37, STR-STR25 (DROP DECK)	REF
2	1-397-010301042	HOSE ASSY 1/2X42,SAE 37,STR (DROP DECK)	REF
3	1-397-010301238	HOSE ASSY 1/2X238,SAE37, STR (51 FOOT BED)	REF
4	1-397-010301244	HOSE ASSY, 1/2X244, SAE 37 (53 FOOT BED)	REF
5	111301	HOSE ASSY 1/2X36,SAE37,STR-ST (FLAT DECK)	REF
6	1406044	HOSE ASSY 1/2X60SAE37STR-STR (FLAT DECK)	REF
7	1406046	HOSE ASSY,1/2X117,SAE37,STR (42 FOOT BED)	REF
8	187439	HOSE ASY 1/2X214,SAE37 STR-STR (48 FOOT BED)	REF
9	2033-8-8S	ADAPTER, TEE, #8 TUBE	2
10	2061-8-8S	ADAPTER, 45, #8 O-RING-TUBE	4
11	200497	CYLINDER 4X42 W/CB	REF

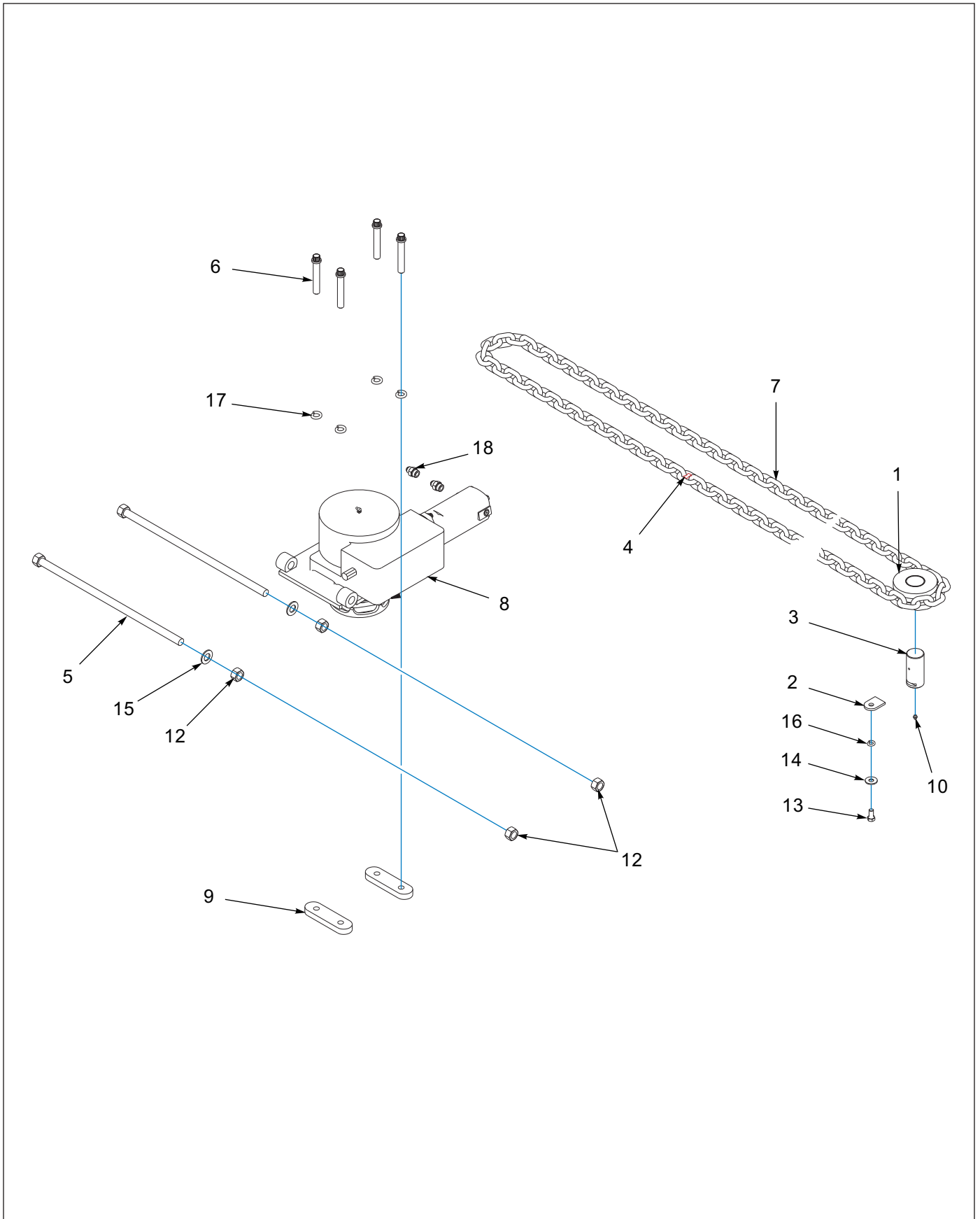


Figure 1-14: Gearbox Assembly

Gearbox Assembly

ITEM	PART NO.	DESCRIPTION	QTY.			
	158039	GEARBOX ASSY 330-42	*			
	167952	GEARBOX ASSY 330-48	*			
	181591	GEARBOX ASSY 330-50	*			
	161888	GEARBOX ASSY 330-53	*			
1	128801	IDLER, LOG CHAIN 1/2	1	1	1	1
2	128802	STOP, IDLER PIN	1	1	1	1
3	128803	PIN, IDLER LOG CHAIN 340	1	1	1	1
4	129214	SPLICE, CHAIN 1/2	1	1	1	1
5	129217	ROD WLDMT 7/8-9X24	2	2	2	2
6	139345	SCREW,12PT,3/4-10UNCX4-1/2	4	4	4	4
7	159684	CHAIN 1/2X1000" GRD 7 606LINKS	1	--	--	--
7	162135	CHAIN, 1/2X1264"GRD 7 766LINKS	--	--	--	1
7	167953	CHAIN 1/2 X 95FT GRD7 691LINKS	--	1	--	--
7	181592	CHAIN 1/2X1188 GRD7 699 LINKS	--	--	1	--
8	197451	GEARBOX SUB-ASSY 343	1	1	1	1
9	199023	CLAMP ANCHOR BRADEN GEARBOX	2	2	2	2
10	1-298-010001-1	ZERK FITTING 1/4 SAE	1	1	1	1
11	1-397-010301304	HOSE 1/2X304,SAE 37,STR-STR	2	2	2	2
12	1-512-010007-13	NUT, HEX 7/8-9 GR2 ZP	4	4	4	4
13	1-654-0100055-02	SCR,HX CP 1/2-13UNCX1 GR5	1	1	1	1
14	1-861-010032-15	WASHER, FLAT 1/2 W ZP/CD	1	1	1	1
15	1-861-010032-22	WASHER,FL 7/8 ZP/CD	2	2	2	2
16	1-861-010034-13	WASHER, LKG HLCL SPR, 1/2	1	1	1	1
17	1-861-010034-17	WASHER,LKG,HLCL SPR,3/4	4	4	4	4
18	202702-10-8S	ADAPTER, #10 O-RING #8 TUBE	2	2	2	2




Figure 1-15: Cylinder Assembly - 4x42

Cylinder Assembly - 4x42 w/Counterbalance Valve

ITEM	PART NO.	DESCRIPTION	QTY.
1	200497	CYLINDER, 4X42 W/CB	REF

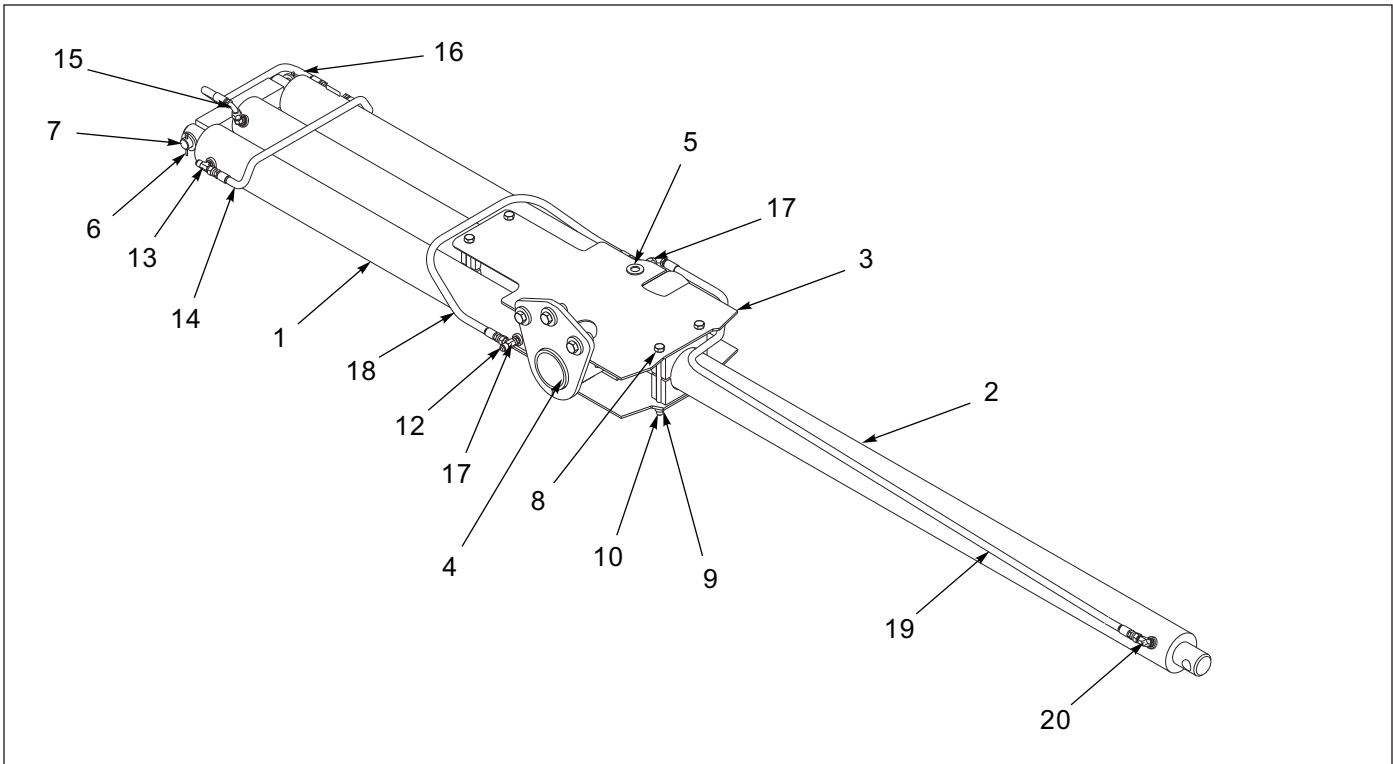


Figure 1-16: Cylinder Assembly - Low Load Angle (317)

Cylinder Assembly - Low Load Angle

ITEM	PART NO.	DESCRIPTION	QTY.	
	3-242-010152-02	CYL ASSY LOW LOAD ANGLE (317)	*	
	103743	CYLINDER ASSY LOW LOAD ANGLE (318)		*
1	3-242-010099	CYLINDER 4X42 317 TILT	2	--
2	3-242-010103	CYLINDER HYDR 4X126ORB W/PIN	1	1
3	3-120-010125	CYLINDER TRUNNION ASSY	1	1
4	3-120-010117	NYLATRON BEARING	4	4
5	3-557-010031	PIN CYLINDER BUTT END	2	2
6	1-557-010362-54	PIN, COTTER 3/16X2-1/4	4	4
7	3-150-010223	BUSHING 2X1-1/4X.25 ZP	2	2
8	1-654-010059-21	SCREW,HEX CAP,5/8-11UNCX8 GR5	4	4
9	1-861-010032-19	WASHER, FLAT 5/8 W ZP/CD	4	4
10	1-512-010005-13	NUT,HEX SLFLKG GRB 5/8-11	4	4
11	1-298-010001-1	ZERK FITTING 1/4 SAE	2	2
12	1-161-010033-04	CAP,PLASTIC,TAPERED 1/2MPT	2	2
13	203003-8-8S	ADAPTER,TEE,#8 O-RING-TUBE	2	4
14	1-397-010301039	HOSE ASSY,1/2X39,SAE37,STR-ST	1	1
15	2061-8-8S	ADAPTER, 45, #8 O-RING-TUBE	1	1
16	1-397-010302070	HOSE ASSY,1/2,SAE37,STR-90R	1	1
17	203005-8-8S	ADAPTER,TEE,#8 O-RING-TUBE	2	--
18	1-397-010301042	HOSE ASSY 1/2X42,SAE 37,STR	1	--
19	107486	HOSE 1/2X90,SAE 37, STR-90	1	--
20	2062-8-8S	ADAPTER, 90, #8 O-RING-TUBE	1	1

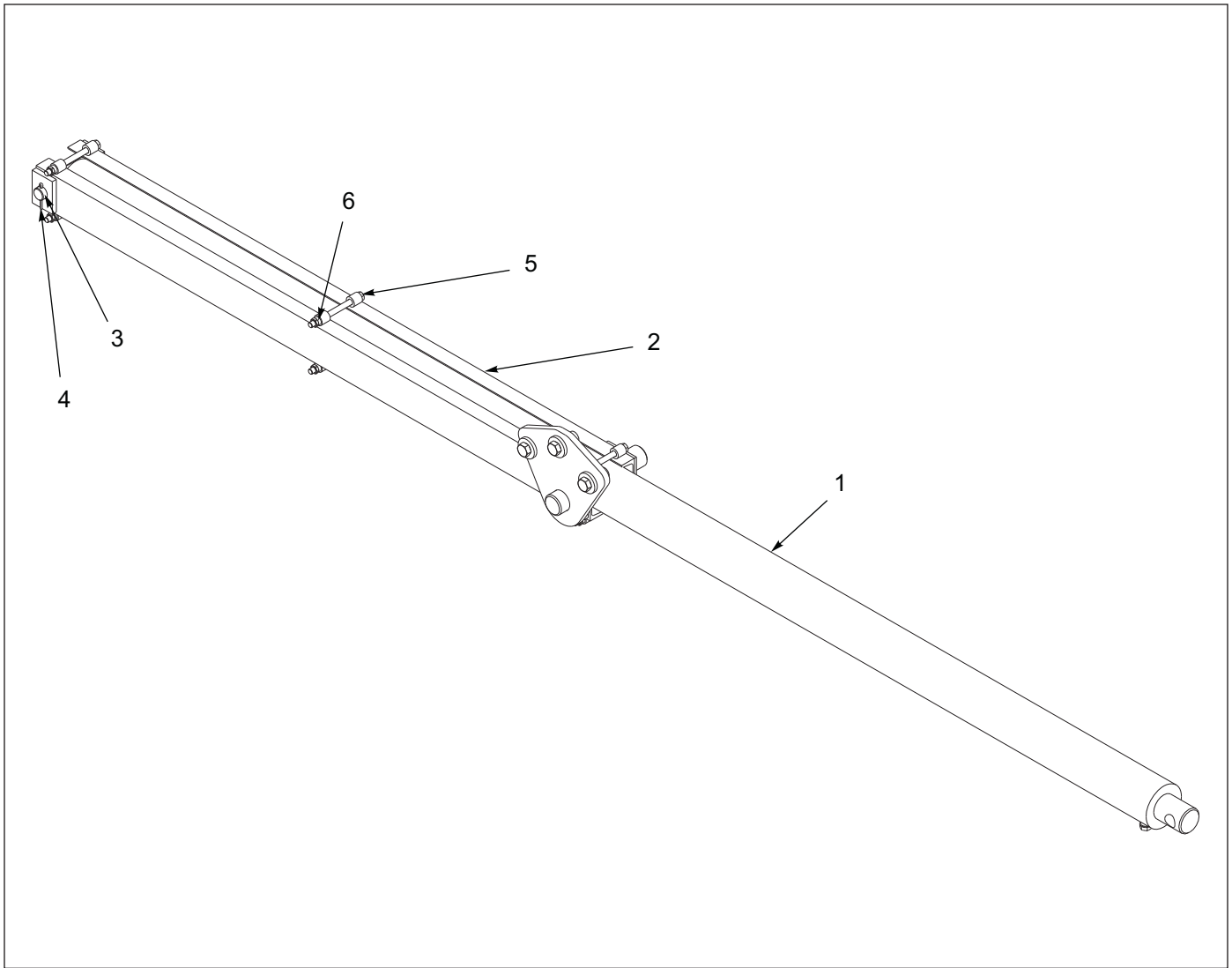


Figure 1-17: Cylinder Assembly - Standard Load Angle

Cylinder Assembly - Standard Load Angle

ITEM	PART NO.	DESCRIPTION	QTY.
	3-242-010153	CYLINDER ASSY,STD LOAD ANGLE	*
	3-242-010102	CYLINDER HYDR 4X126 O-RING	1
	3-120-010073	BRKT ASSY CYL TRUNION	2
	3-557-010033	PIN CYL BUTT END	1
	1-557-010362-54	PIN, COTTER 3/16X2-1/4	1
	1-654-010055-17	SCREW,HEX CAP,1/2-13UNCX6 GR5	6
	1-512-010005-09	NUT,HEX,SLFLKG, 1/2-13 GRB	6
	1-298-010001-1	ZERK FITTING 1/4 SAE	1

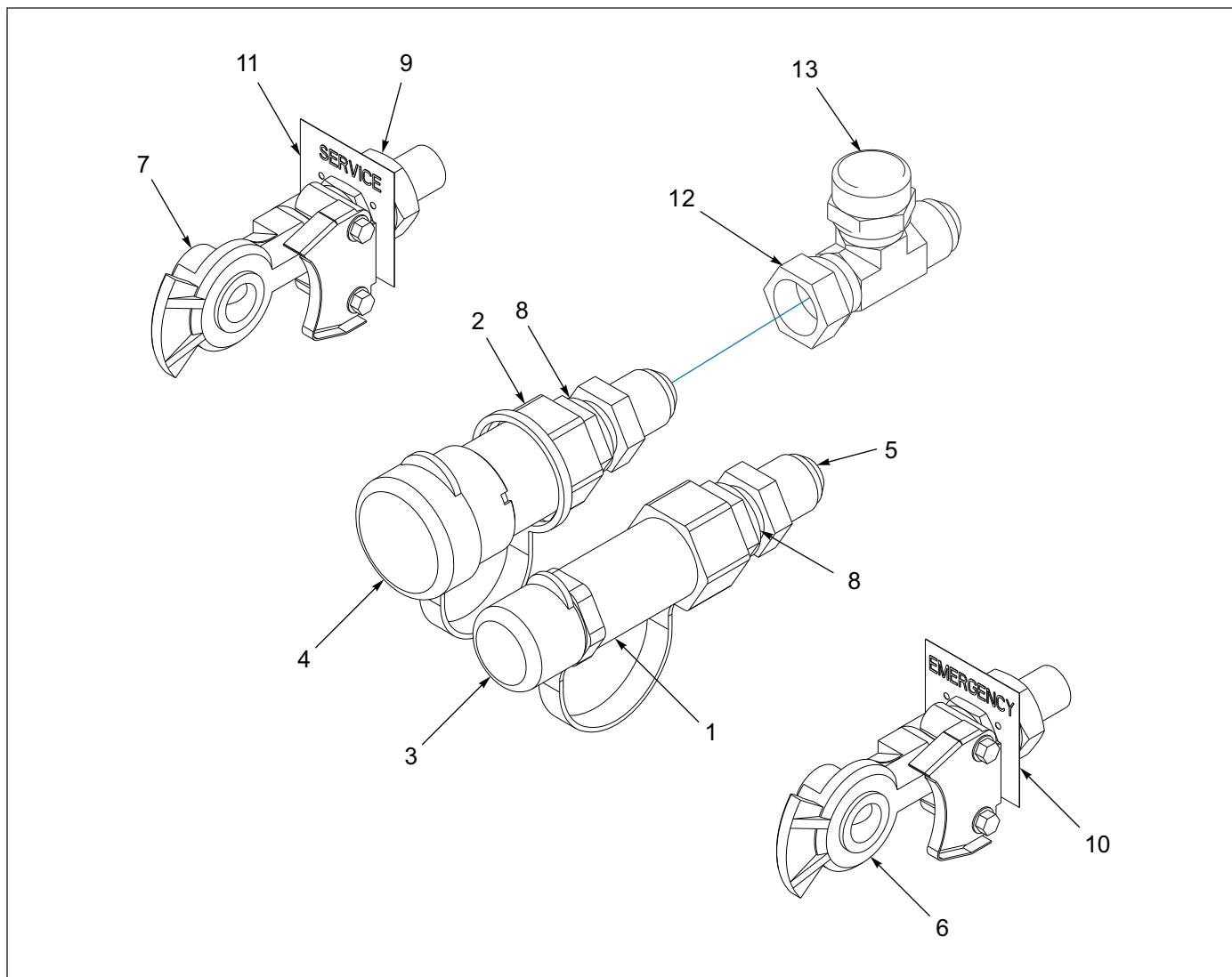


Figure 1-18: Connectors - Front Sub Assembly

Connectors - Front Sub Assembly

ITEM	PART NO.	DESCRIPTION	QTY.
	143163	CONNECTOR ASSY, FRONT SUB (REF. ONLY)	REF
1	105479	COUPLER, FLAT FACE MALE	1
2	105480	COUPLER, FLAT FACE FEMALE	1
3	105481	COUPLER, DUST CAP MALE	1
4	105482	COUPLER, DUST CAP FEMALE	1
5	105483	ADAPTER, BULKHEAD 12JIC-12ORING	2
6	108801	GLADHAND, RED AIR	1
7	108802	GLADHAND, BLUE AIR	1
8	169365	SPACER, HYDRAULIC COUPLER	2
9	55B61	FRAME UNION	2
10	55B61-6	TAG EMERGENCY LINE	1
11	55B61-7	TAG SERVICE LINE	1
12	203102-12-12S	ADAPTER, TEE, #12, SAE 37, SWIVL	1
13	210292-12S	HYD FITTING CAPNUT, .75	1

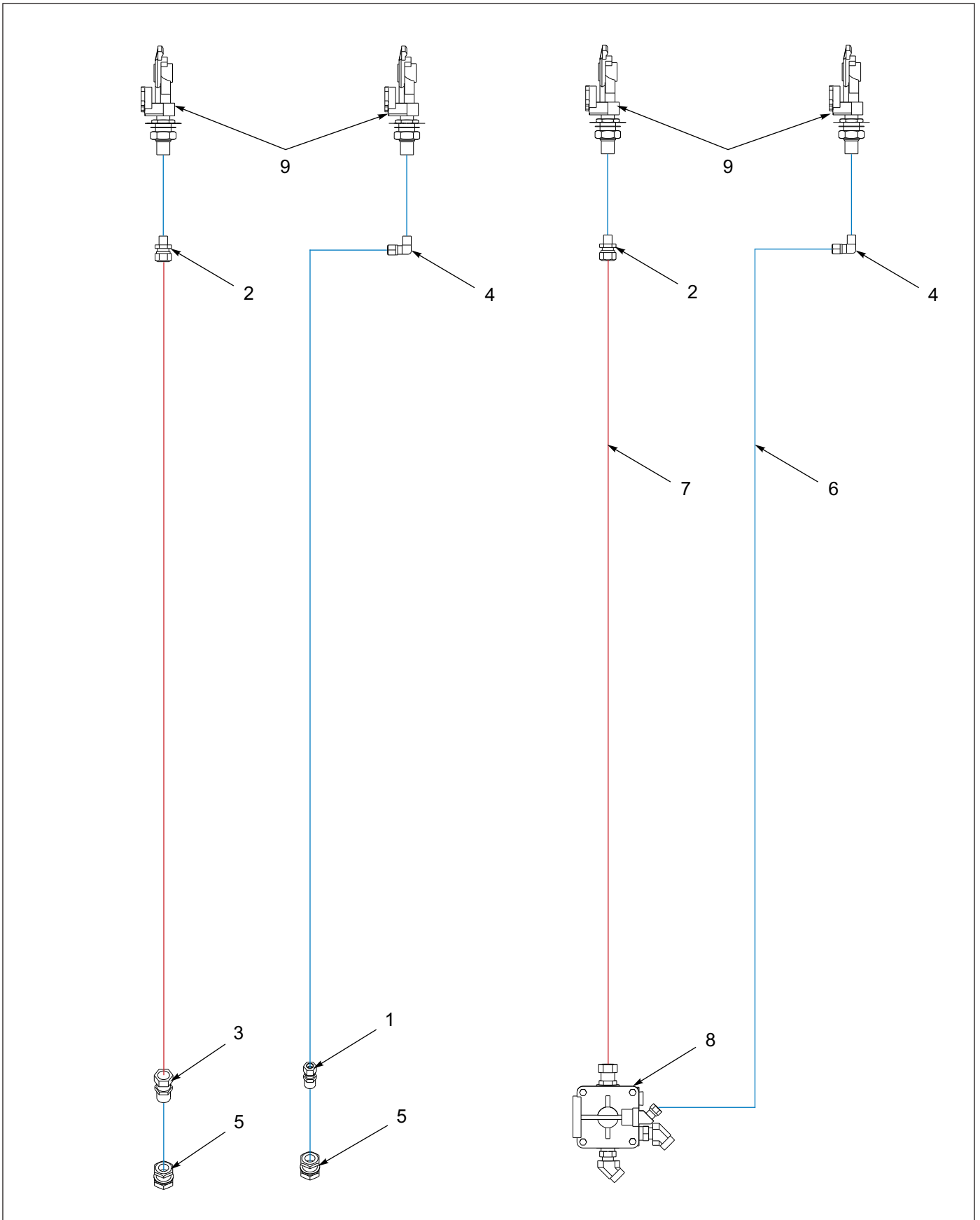


Figure 1-19: Air System - Standard and Low Load Angle

Air System - Standard and Low Load Angle

ITEM	PART NO.	DESCRIPTION	QTY.	
	200498	HYD ELE AIR 330D-1&2 42' SLA RMT (REF. ONLY)	*	
	200508	HYD ELE AIR 330D-1 48' LLA RMT (REF. ONLY)		*
1	1-297-010007-12	FITTING AIR 3/8TUBE X 3/8NPT	1	--
2	1-297-010007-14	FITTING AIR 1/2TUBE X 1/4NPT	1	1
3	1-297-010007-15	FITTING AIR 1/2 TUBE X 3/8NPT	1	--
4	1-297-010008-18	FITTING,AIR 90 3/8TUBEX1/4NPT	1	1
5	1-297-010022-03	FITTING,AIR ANCHR CPLG, 3/8NPT	2	--
6	1-833-010002	TUBING NYLON 3/8 OD	38	37
7	1-833-010003	TUBING NYLON 1/2 OD	36	35
8	141607	VALVE ASSY AIR BOOSTER	--	REF
9	143163	CONNECTORS FRONT SUB ASSY (REF. ONLY)	REF	REF

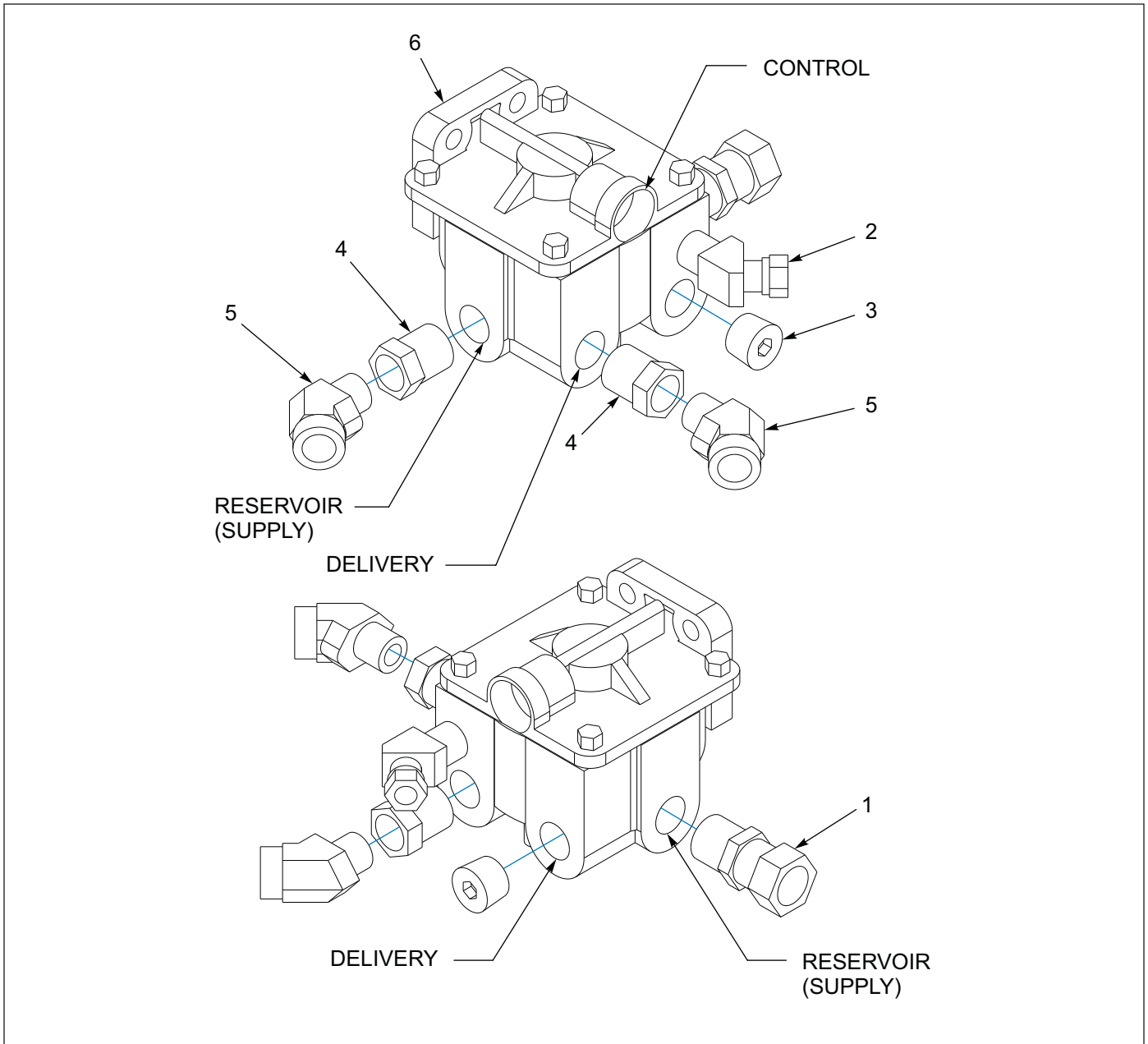


Figure 1-20: Air Booster

Air Valve - Air Booster

ITEM	PART NO.	DESCRIPTION	QTY.
	141607	VALVE ASSEMBLY, AIR BOOSTER	*
1	1-297-010007-16	FITTING, AIR	1
2	1-297-010013-12	FITTING, AIR 45	1
3	1-560-010002-04	PLUG, PIPE, 1/2	1
4	2081-8-6S	REDUCER	2
5	2088-6-6S	ADAPTER, 45	2
6	3-843-010038	VALVE, AIR RELAY-FAST AIR BALANCE	1

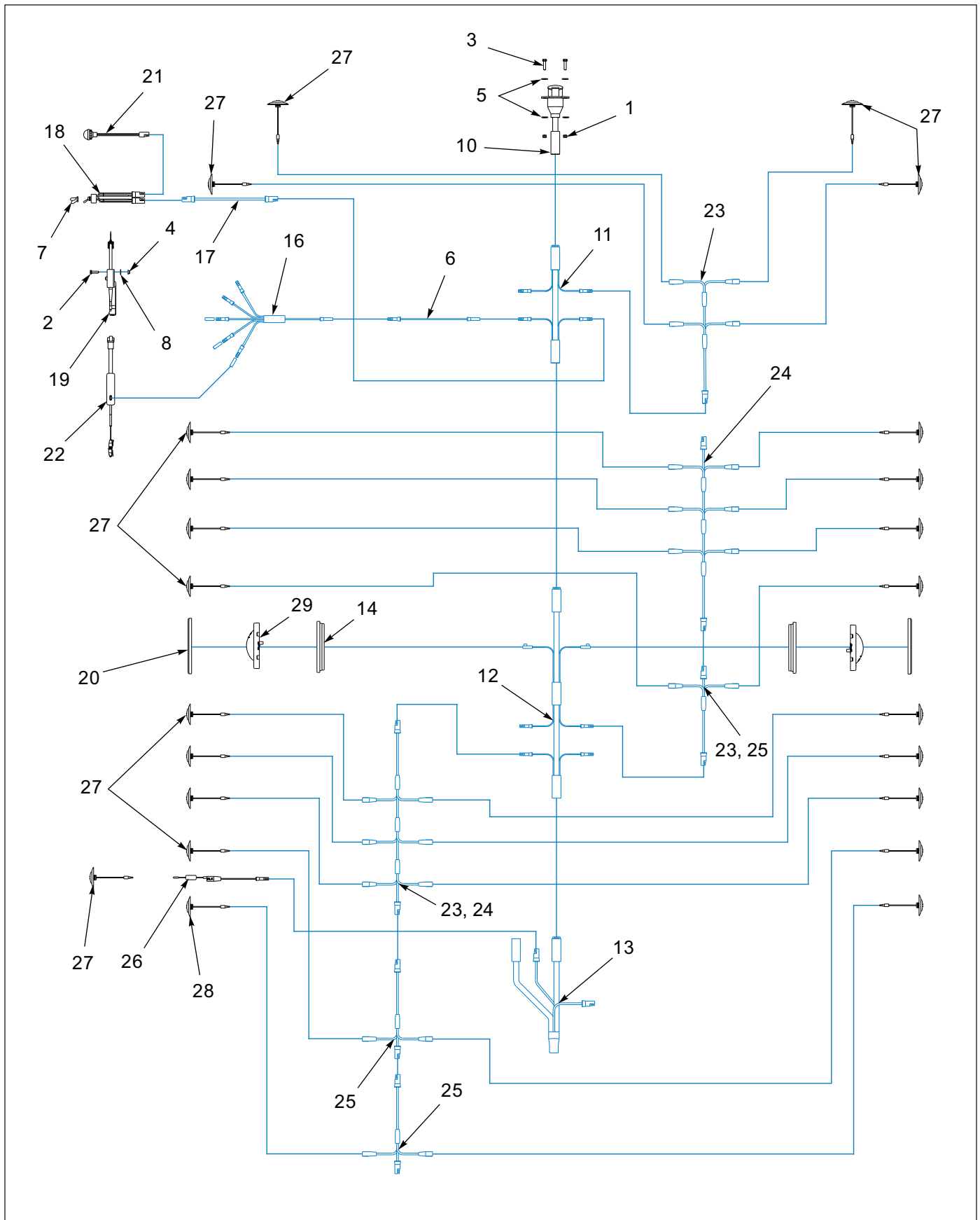


Figure 1-21: Electrical

Electrical

ITEM	PART NO.	DESCRIPTION	QTY	
	200498	HYD ELE AIR 330D-1&2 42' SLA RMT (REF. ONLY)	*	
	200505	HYD ELE AIR 330D-1 50'/53' SLA NO RMT (REF. ONLY)		*
1	1-512-010005-03	NUT HEX SLFLKG GRB 5/16-18	2	2
2	1-654-010047-06	SCREW,HX CP 1/4-20UNCX1 GR5	2	--
3	1-654-010049-06	SCREW,H/CAP,5/16-18UNCX1-1/4	2	2
4	1-861-010032-07	WASHER,FLAT 1/4 ZP	2	--
5	1-861-010032-09	WASHER, FLAT 5/16 W ZP/CD	4	4
6	3-368-010252	HARNESS ASSY BKHD LIGHT EXT	REF	REF
7	81264	RUBBER BOOT FOR ELECT SWITCH	1	1
8	108417	NUT SPIRAL 1/4-20HX FG	2	--
9	130116	DECAL, ON/OFF LIGHT	1	1
10	143100	HARNESS 7WAY RECP GROTE	1	1
11	143101	HARNESS FRONT MAIN GROTE	1	1
12	143102	HARNESS BED MAIN GROTE	1	1
13	143103	HARNESS ECHAIN GROTE	REF	REF
14	143114	GROMMET OVAL GROTE	2	2
15	143123	GREASE DIELECTRIC 4 OZ TUBE	.50	.50
16	150093	HARNESS 5 AUX BRANCHES GROTE	REF	REF
17	150111	HARNESS 300 IN MALE.FEMALE	1	1
18	151117	TOGGLE SWITCH SEALED S.P.S.T.	1	1
19	168648	RECEIVER/TRANS MACRO KAR SL AX	REF	REF
20	180570	COVER CHROME OBLONG GROMMET	2	2
21	185059	LIGHT,LED COURTESY, GROTE	1	1
22	186882	HARNESS,CONTROL VALVE,DUETSCH	REF	REF
23	187855	HARNESS MARKER UPR DECK	1	1
24	187856	HARNESS MARKER MID DECK	2	2
25	187857	HARNESS MARKER ADDITION	REF	REF
26	187858	HARNESS ABS LAMP MICRONOVA	1	1
27	187863	LIGHT YEL LED.75CL/MK CLEAR CB	REF	REF
28	187864	LIGHT RED LED.75CL/MK CLEAR CB	2	2
29	187868	LIGHT MID-TURN LED CLEAR LENS	2	2
30	194407	PLUG ASSY DUMMY DEUTSCH 2 PIN	REF	REF

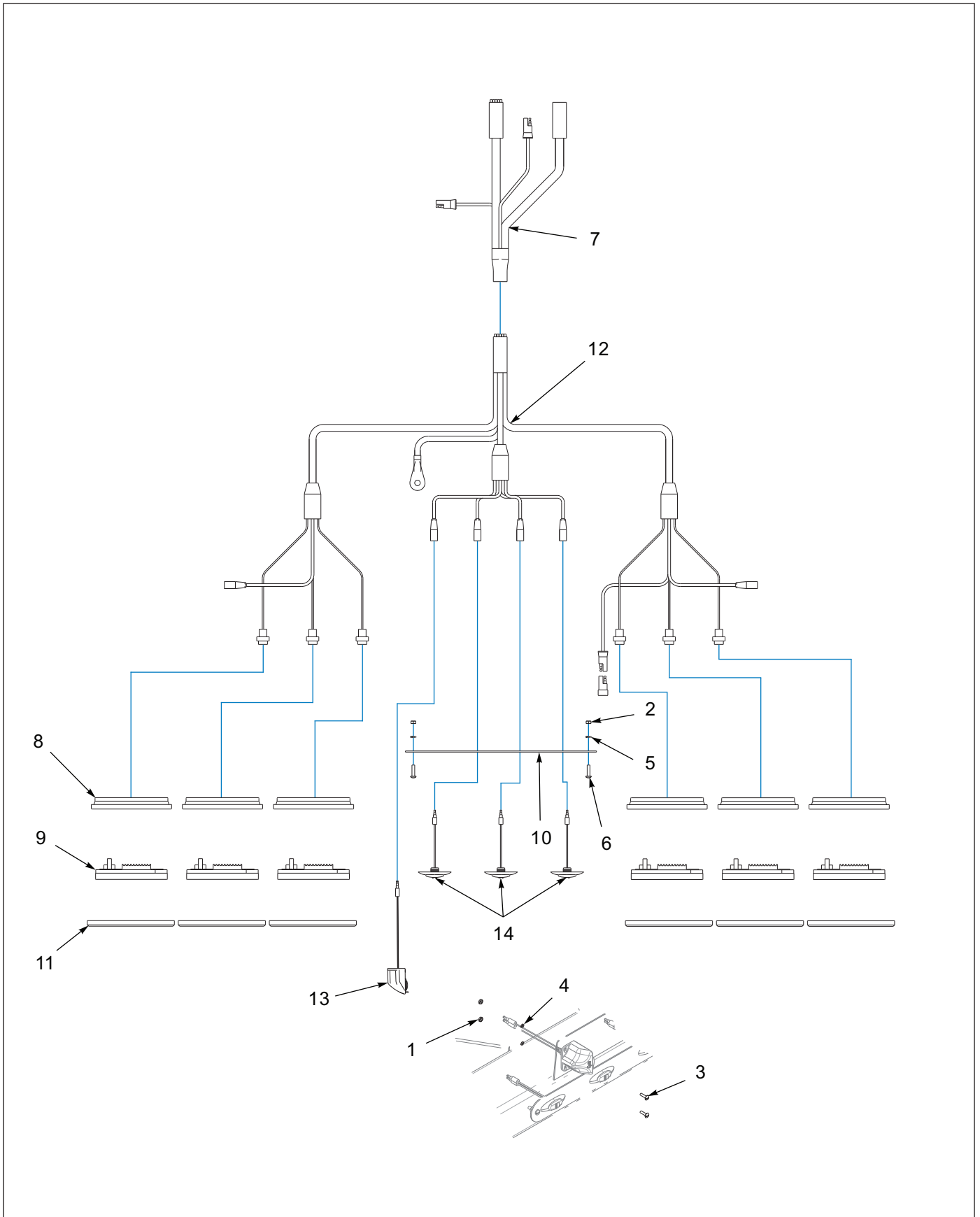


Figure 1-22: Bumper Electrical

Bumper Electrical

ITEM	PART NO.	DESCRIPTION	QTY
	201115	SUSP ASSY A/R 330D-1-102 (REF. ONLY)	*
1	1-512-010007-03	NUT, HEX 10-24 GR2 ZP	2
2	1-512-010007-05	NUT, HEX 1/4-20 GR2 ZP	2
3	1-656-010003051	SCREW,RH HD MACH 10-24X3/4	2
4	1-861-010034-07	WASHER,LKG,HLCL SPR, NO 10	2
5	1-861-010034-09	WASHER, LKG HLCL SPR, 1/4	2
6	108787	SCREW RD HD MACH 1/4-20X1	2
7	143103	HARNESS ECHAIN GROTE	1
8	143114	GROMMET OVAL GROTE	6
9	179902	LIGHT S/T/T RED CLEAR LENS GRT	6
10	179906	PLATE MTG MICRO ID LIGHTS	1
11	180570	COVER CHROME OBLONG GROMMET	6
12	187859	HARNESS BUMPER MICRONOVA GROTE	1
13	187860	LIGHT ASSY LICENSE LED GROTE	1
14	187864	LIGHT RED LED.75CL/MK CLEAR CB	3
15	43029	HOSE WRAP AEROQUIP 1/4 (NOT SHOWN)	3

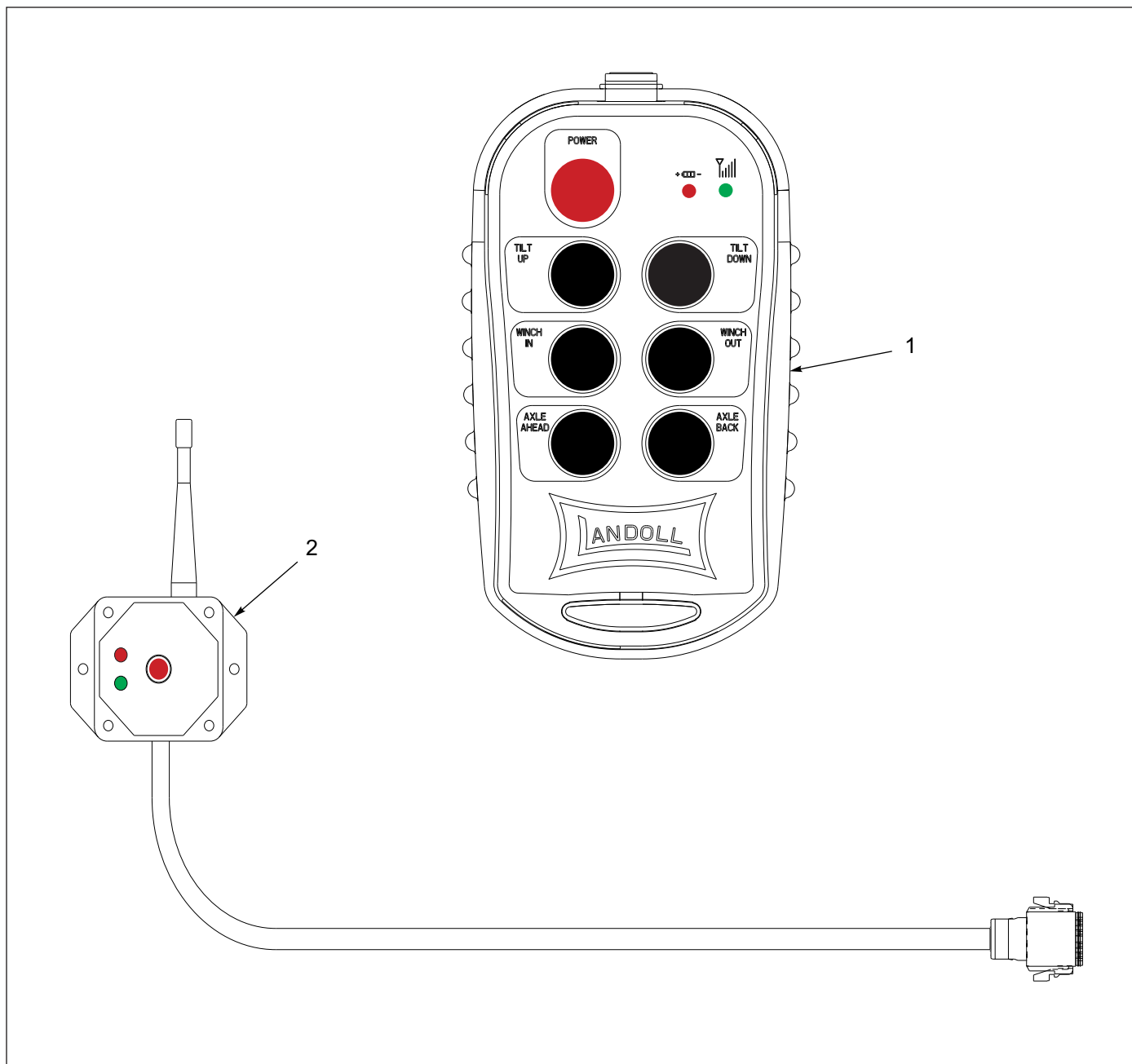


Figure 1-23: Remote Control

Remote Control

ITEM	PART NO.	DESCRIPTION	QTY.
1	168975	TRANSMITTER	1
2	143126	RECEIVER, 6 FUNCT.	1

Undercarriage

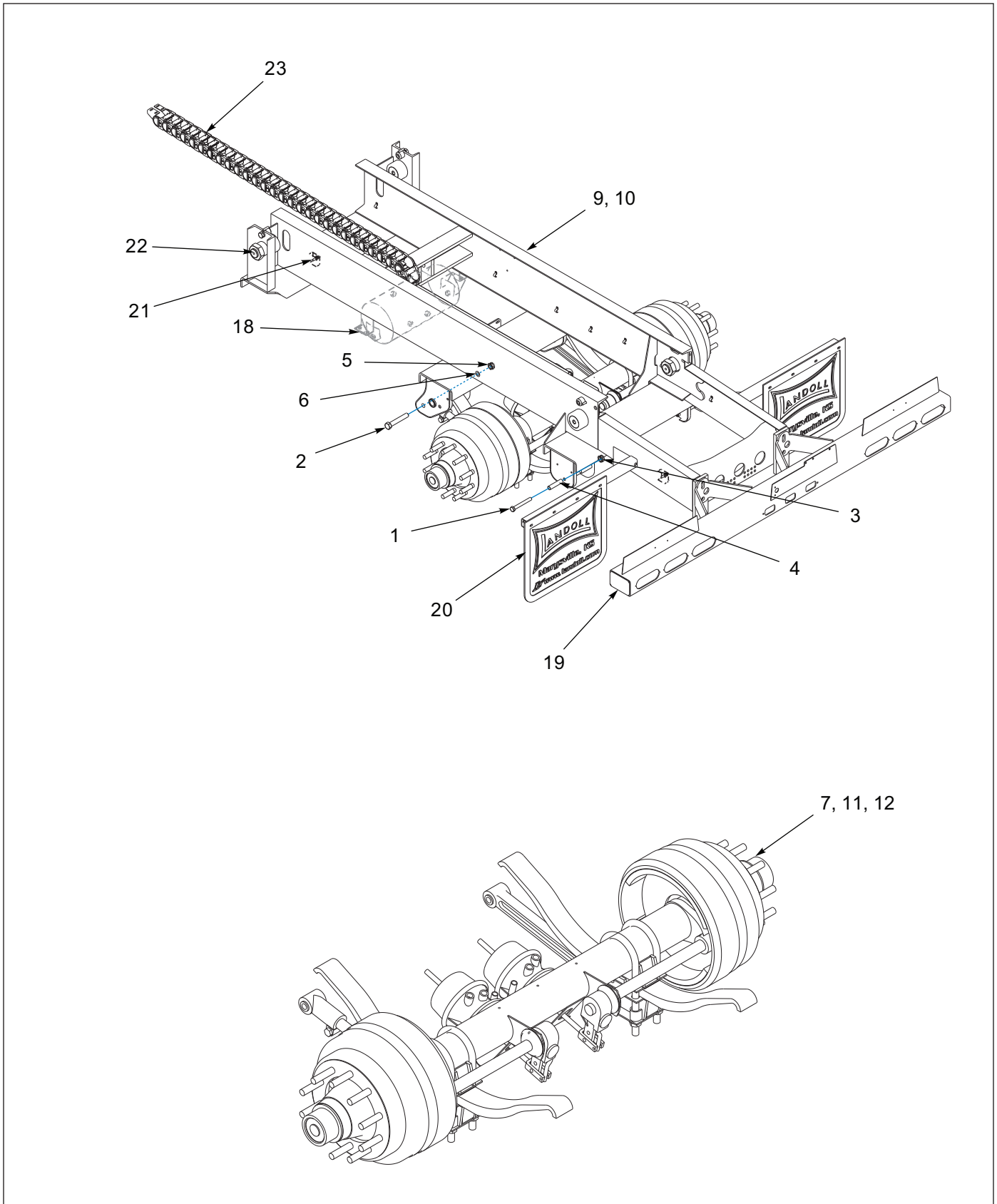


Figure 1-24: Single Axle - Spring Ride

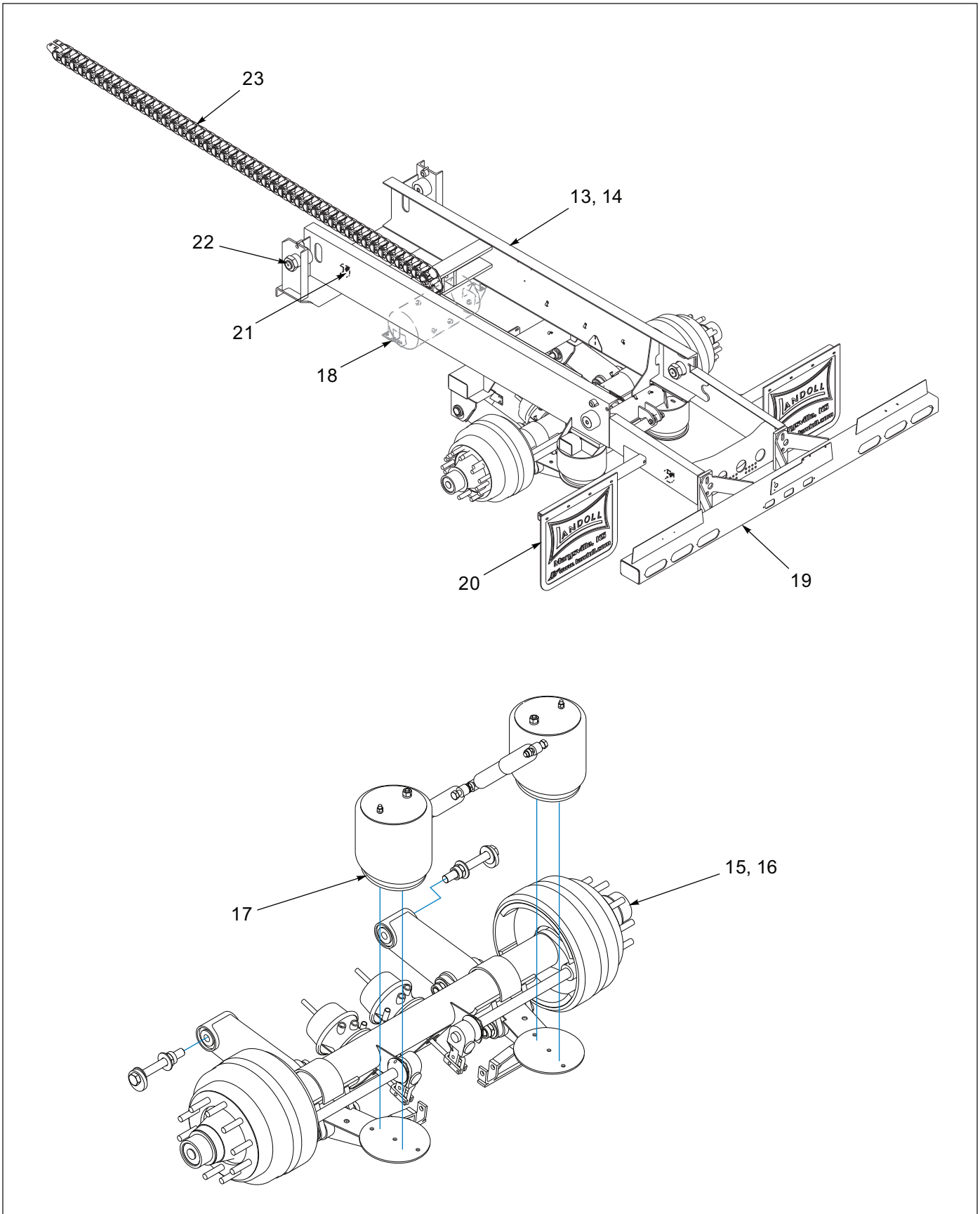


Figure 1-25: Single Axle - Air Ride

Single Axle - Spring Ride & Air Ride

ITEM	PART NO.	DESCRIPTION	QTY.	
	201074	SUSP ASSY S/R 330D-1-102 (REF. ONLY)	*	
	201114	SUSP ASSY A/R 330D-1-102 (REF. ONLY)	*	
1	0001-02	CAPSCREW,HX HEAD 5/8-18X5-1/8	2	--
2	0001-08	BOLT 7/8-14X5-1/4	2	--
3	0002-07	LOCKNUT HEX CENTER 5/8-18	2	--
4	0741-01	SPRING ROLLER EQUALIZER TRANS	2	--
5	110990	LOCKNUT 7/8-14	2	--
6	110991	WASHER FLAT 7/8 HARDENED	2	--
7	115726	SUSP ASSY SPRING 317-102 FRT	REF	REF
8	115728	SUSP ASSY SPRING 330-102 FRT	REF	REF
9	137162	SUSP WLDMT 330-1 S/R	REF	REF
10	137163	SUSP WLDMT 330-1 S/R D/D	REF	REF
11	167955	SUSP ASSY SPG 330-102 FRT TIS	REF	REF
12	185887	SUSP ASSY SPRING 317-102 FRT	REF	REF
13	137164	SUSP WLDMT 330-1 A/R D/D	REF	REF
14	137169	SUSPENSION WLDMT 330-1 A/R	REF	REF
15	115732	AXLE WLDMT 2512SPG 70.5X31 TIS	REF	REF
16	115738	AXLE WLDMT 2516SPG 69X31 TIS	REF	REF
17	102363	SUSPENSION,ADJ RLU-228-3.5	REF	REF
18	3-780-010002	TANK AIR 9.5X22.5 .5NPT PORTS	1	1
19	119580	BUMPER WLDMT 660 TUBE W/EP	1	1
20	3-485-010001	FLAP, MUD 21 IN	2	2
21	2-181-010001	HOSE CLAMP	10	10
22	3-076-010005	CAM FOLLOWER 4 IN DIA	4	4
23	189314	SUPPORT, E-CHAIN,48 LINKS,3838	1	1

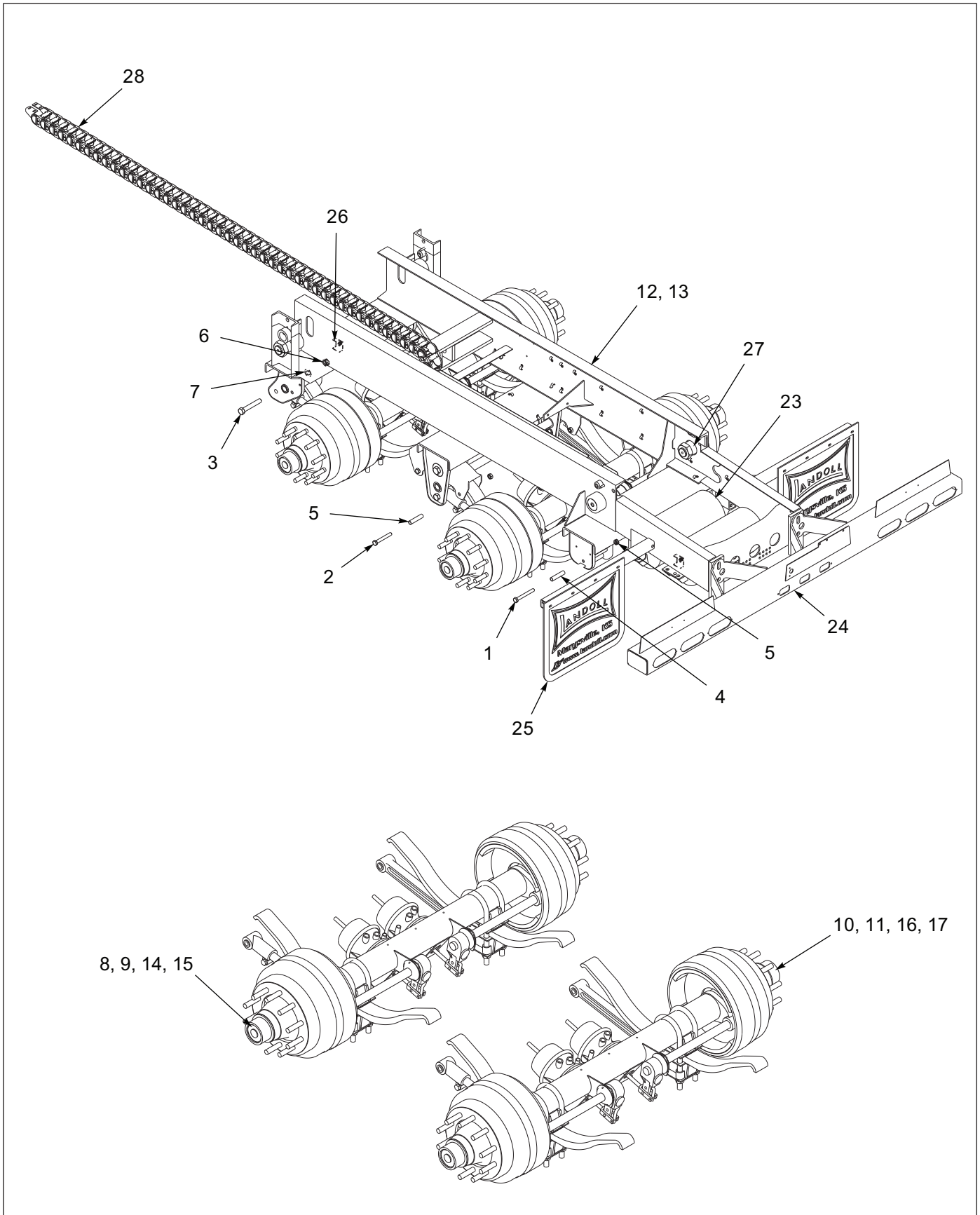


Figure 1-26: Tandem Axle - Spring Ride

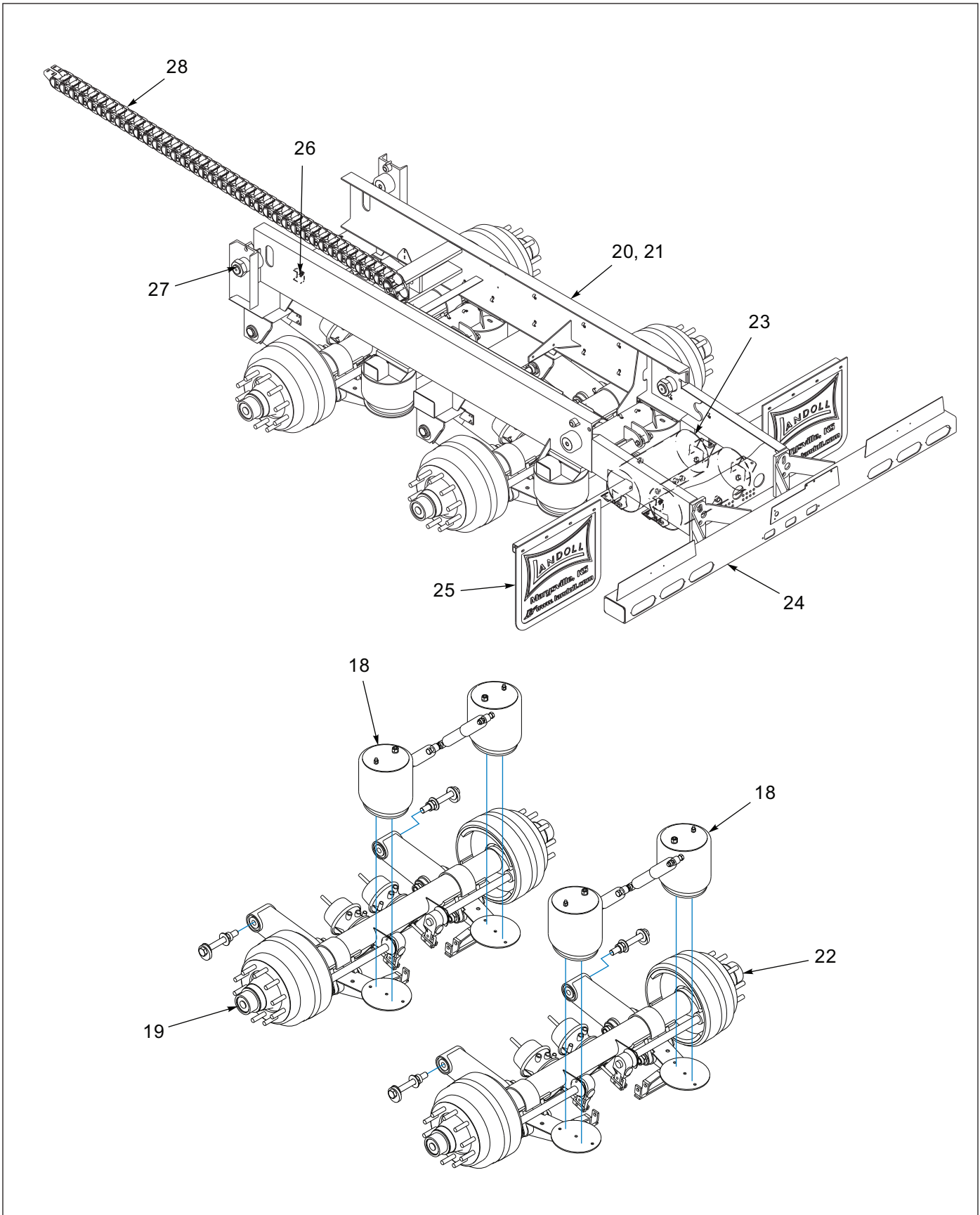


Figure 1-27: Tandem Axle - Air Ride

Tandem Axle - Spring Ride & Air Ride

ITEM	PART NO.	DESCRIPTION	QTY.		
	201086	SUSP ASSY S/R 330D-2-102 (REF. ONLY)	*		
	201094	SUSP ASSY S/R 330D-2-102 SB (REF. ONLY)		*	
	201098	SUSP ASSY A/R 330D-2-102 (REF. ONLY)			*
1	0001-02	CAPSCREW,HX HEAD 5/8-18X5-1/8	2	2	--
2	0001-04	RETAINER 5/8-18X4-1/2 HEX HD	4	4	--
3	0001-08	BOLT 7/8-14X5-1/4	4	4	--
4	0002-07	LOCKNUT HEX CENTER 5/8-18	6	6	--
5	0741-01	SPRING ROLLER EQUALIZER TRANS	6	6	--
6	110990	LOCKNUT 7/8-14	4	4	--
7	110991	WASHER FLAT 7/8 HARDENED	4	4	--
8	115726	SUSP ASSY SPRING 317-102 FRT	--	REF	--
9	115728	SUSP ASSY SPRING 330-102 FRT	REF	--	--
10	135501	SUSP ASSY SPRING 317-102REAR	--	REF	--
11	135503	SUSP ASSY SPRING 330-102REAR	REF	--	--
12	137168	SUSP WLDMT 330-2 S/R	REF	--	--
13	137171	SUSP WLDMT 330-2 S/R D/D	--	REF	--
14	167955	SUSP ASSY SPG 330-102 FRT TIS	REF	--	--
15	185887	SUSP ASSY SPRING 317-102 FRT	--	REF	--
16	186621	AXLE ASSY SPRG 330-102 REARTIS	REF	--	--
17	186622	AXLE ASSY SPRG 317-102 REARTIS	--	REF	--
18	102363	SUSPENSION,ADJ RLU-228-3.5	--	--	REF
19	115738	AXLE WLDMT 2516SPG 69X31 TIS	--	--	REF
20	137167	SUSP WLDMT 330-2 A/R	--	--	REF
21	137170	SUSP WLDMT 330-2 A/R D/D	--	--	REF
22	138205	AXLE WLDMT 2516 SPG 69 31 TIS	--	--	REF
23	3-780-010002	TANK AIR 9.5X22.5 .5NPT PORTS	2	2	2
24	119580	BUMPER WLDMT 660 TUBE W/EP	REF	REF	REF
25	3-485-010001	FLAP, MUD 21 IN	2	2	2
26	2-181-010001	HOSE CLAMP	2	2	2
27	3-076-010005	CAM FOLLOWER 4 IN DIA	4	4	4
28	189314	SUPPORT, E-CHAIN,48 LINKS,3838	REF	REF	REF

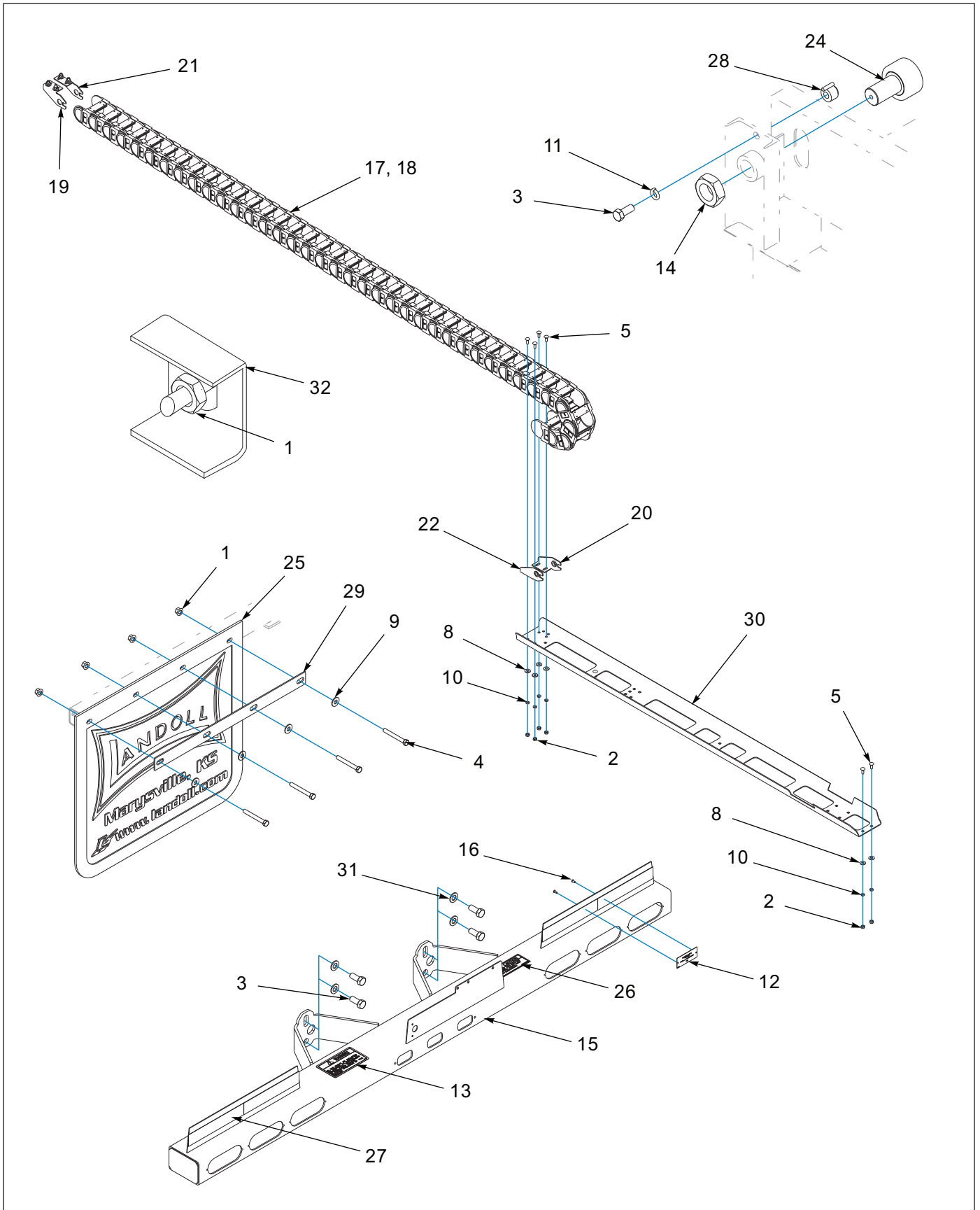


Figure 1-28: Mud Flap, Bumper, Cam Follower & E-Chain

Mud Flap, Bumper, Cam Follower & E-Chain

ITEM	PART NO.	DESCRIPTION	QTY.	
	201115	SUSP ASSY A/R 330D-1-102 SLA (REF. ONLY)	*	
	201117	SUSP ASSY A/R 330D-1-102 LLA (REF. ONLY)		*
1	1-510-010001	NUT, 3/8-16 UNC FLANGE LOCK	10	10
2	1-512-010007-05	NUT, HEX 1/4-20 GR2 ZP	11	11
3	1-654-010032-4	SCREW 3/4-10X1-3/4 HX CP ZPG8	8	8
4	1-654-010051-13	SCREW,HX CP,3/8-16UNCX3,GR5	8	8
5	1-654-010158-1	SCREW,RHD,SQ NCK,1/4-20UNCX3/4	11	11
6	1-796-010003-01	TIE, STRAP, PLASTIC .184X7.31	10	10
7	1-796-010004-02	TIE, STRAP, PLASTIC, .301X13.38	6	6
8	1-861-010032-07	WASHER,FLAT 1/4 ZP	11	11
9	1-861-010032-11	WASHER, FLAT 3/8 W ZP/CD	8	8
10	1-861-010034-09	WASHER, LKG HLCL SPR, 1/4	1	1
11	1-861-010034-17	WASHER,LKG,HLCL SPR,3/4	4	4
12	103055	PLACARD, ENERGY BUMPER CERT	1	1
13	103056	DECAL, ENERGY BUMPER WARNING	1	1
14	104034	NUT, HEX 2-12UN, GRB, ZP	4	4
15	119580	BUMPER WLDMT 660 TUBE W/EP	REF	REF
15	121369	BUMPER WLDMT 317/660 CAN	REF	REF
15	133777	BUMPER WLDMT 10 FT WIDE W/EP	REF	REF
16	184138	RIVET, BLIND, .187X3/16 GRIP	2	2
17	189314	SUPPORT, E-CHAIN,48 LINKS,3838	--	REF
18	189316	SUPPORT, E-CHAIN,34 LINKS,3838	REF	--
19	190700ZP	ZINC PLATE BRACKET E-CHAIN LH	1	1
20	190701	BRACKET WLDMT E-CHAIN LH	1	1
21	190705ZP	ZINC PLATE BRACKET E-CHAIN RH	1	1
22	190706	BRACKET WLDMT E-CHAIN RH	1	1
23	#242 LOCKTITE	LOCKTITE 242 BLUE REMOVABLE	.02	.02
24	3-076-010005	CAM FOLLOWER 4 IN DIA	4	4
25	3-485-010001	FLAP, MUD 21 IN	2	2
26	3-573-010031	DECAL TRAILER BUMPER	1	1
27	3-573-010377	DECAL,2"REFLEXITE TAPE,RD/WHT	84	84
28	3-762-010016	HOLD DOWN UNDERCARRIAGE WLDMT	4	4
29	3-762-010017	CLAMP MUD FLAP	2	2
30	3-821-010005	TRAY, CAT-TRACK	1	1
31	622-3511-008	WASHER, FLAT 3/4 MIL-CARB SAE	4	4
32	2-181-010001	HOSE CLAMP	2	2

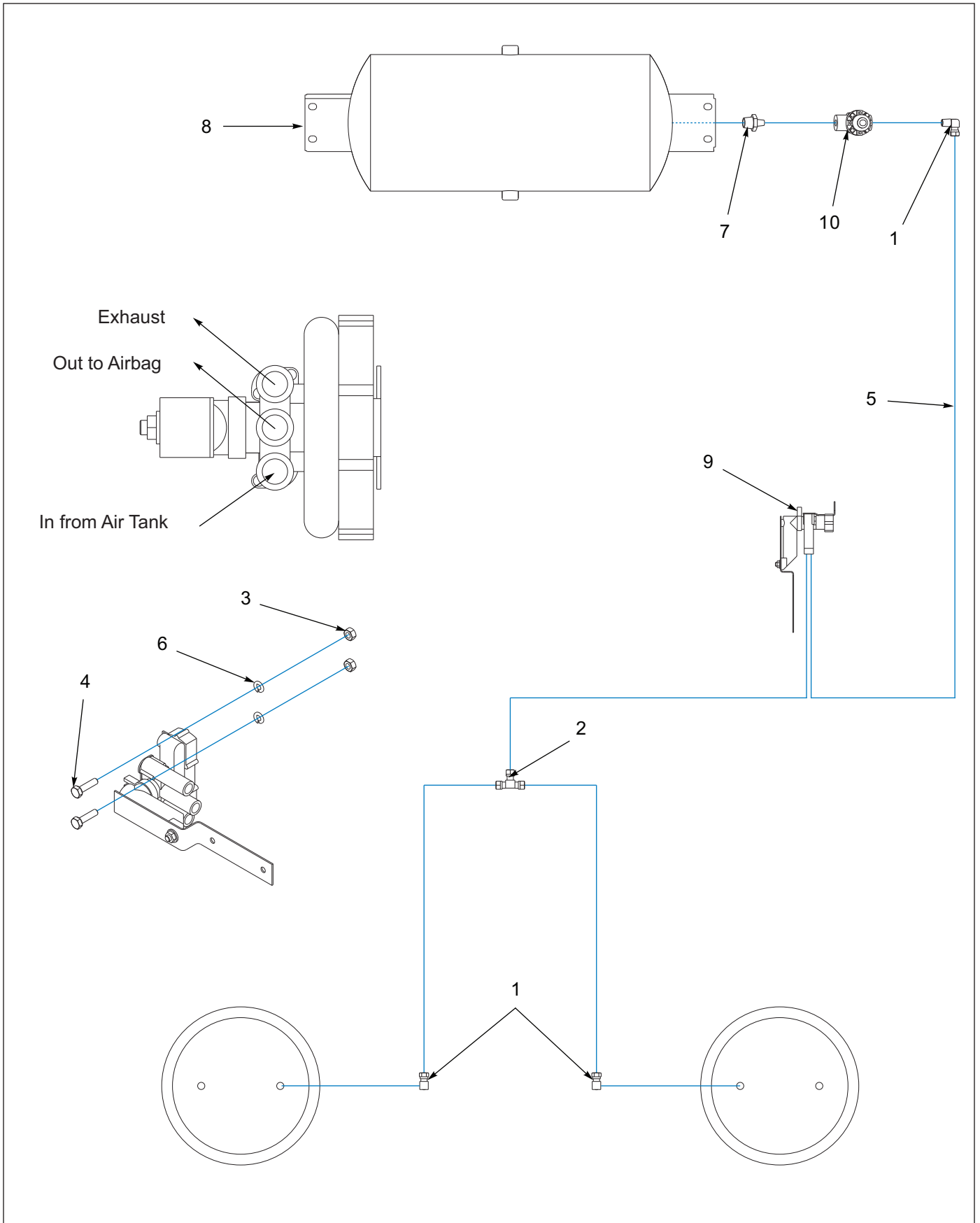


Figure 1-29: Air Ride - Single Axle

Air Ride - Single Axle

ITEM	PART NO.	DESCRIPTION	QTY.
	204114	SUSP ASSY A/R 330D-1-102 (REF. ONLY)	*
1	1-297-010008-07	FITTING AIR 90 1/4TUBEX1/4NPT	3
2	1-297-010010-01	FITTING,AIR,UNION TEE 1/4	1
3	1-512-010007-05	NUT, HEX 1/4-20 GR2 ZP	2
4	1-654-010047-06	SCREW,HX CP 1/4-20UNCX1 GR5	2
5	1-833-010001	TUBING NYLON 1/4 OD	REF
6	1-861-010034-09	WASHER, LKG HLCL SPR, 1/4	2
7	2083-8-4S	NIPPLE HEX 1/2PIPE - 1/4PIPE	1
8	3-780-010002	TANK AIR 9.5X22.5 .5NPT PORTS (SEE PAGE 1-56)	1
9	90054007	HEIGHT CONTROL VALVE N	REF
10	905-54-107	BRAKE PROTECTION VALVE	REF
11	102732	AIR CONTROL KIT (NOT SHOWN, REF. ONLY)	REF

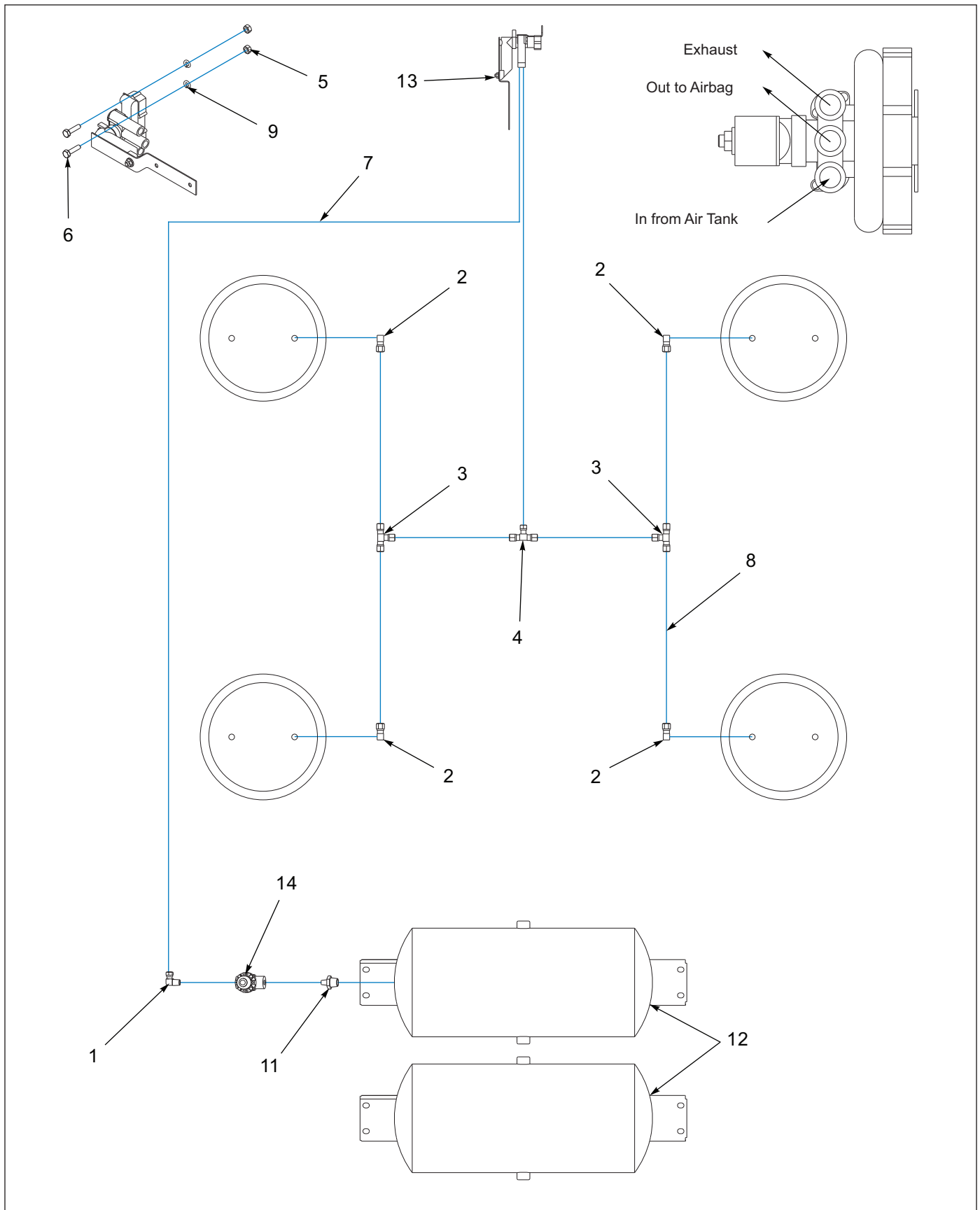


Figure 1-30: Air Ride - Tandem Axle

Air Ride - Tandem Axle

ITEM	PART NO.	DESCRIPTION	QTY.
	201098	SUSP ASSY A/R 330D-2-102 (REF. ONLY)	*
1	1-297-010008-07	FITTING AIR 90 1/4TUBEX1/4NPT	1
2	1-297-010008-18	FITTING,AIR 90 3/8TUBEX1/4NPT	4
3	1-297-010010-03	FITTING,AIR, UNION TEE 3/8	2
4	1-297-010010-04	FITTING,AIR,UN/TEE3/8X3/8X1/4	1
5	1-512-010007-05	NUT, HEX 1/4-20 GR2 ZP	2
6	1-654-010047-06	SCREW,HX CP 1/4-20UNCX1 GR5	2
7	1-833-010001	TUBING NYLON 1/4 OD	11
8	1-833-010002	TUBING NYLON 3/8 OD	16
9	1-861-010034-09	WASHER, LKG HLCL SPR, 1/4	2
10	102732	AIR CONTROL KIT (NOT SHOWN, REF. ONLY)	1
11	2083-8-4S	NIPPLE HEX 1/2PIPE - 1/4PIPE	1
12	3-780-010002	TANK AIR 9.5X22.5 .5NPT PORTS (SEE PAGE 1-56)	2
13	900 54 007	HEIGHT CONTROL VALVE N	REF
14	905-54-107	BRAKE PROTECTION VALVE	REF

Suspension Hanger - RLU-228

ITEM	PART NO.	DESCRIPTION	QTY.
	102363	SUSPENSION, ADJ. RLU-228-3.5 (REF. ONLY, ITEMS 1-19)	*
1	111010	FLAT WASHER	2
2	905-57-129	AIR SPRING ASSEMBLY - 102363	2
2	111016	AIR SPRING ASSEMBLY - 102364	2
3	900 45 040	SHOCK - 102363	2
3	111017	SHOCK - 102364	2
4	90508009	ALIGN BUSH ASSEMBLY	2
5	129006	ALIGN BLOCK, NON WELD	2
6	934 00 149	3/4-16 HEX NUT GRB	2
7	936 00 077	LOCK WASHER, 3/4 IN.	4
8	1-512-010007-09	HEX NUT, 1/2-13	4
9	1-861-010034-13	LOCK WASHER, 1/2 IN.	4
10	105408	HEX HEAD CAP SCREW 3/4-10 X 3-1/2	4
11	934-00-492	LOCK NUT, 3/4-10	2
12	111022	3/4-10 SQUARE NUT	2
13	111008	LOCK NUT 1-1/8-7	2
14	111018	ANCHOR, RIDE HEIGHT CONTROL VALVE (NOT SHOWN)	1
15	-----	LITERATURE INSTRUCTIONS (NOT SHOWN)	1
16	-----	LITERATURE SPEC (NOT SHOWN)	1
17	-----	LITERATURE FORM 864 (NOT SHOWN)	1
18	-----	LITERATURE LABEL (NOT SHOWN)	1
19	-----	LITERATURE LABEL (NOT SHOWN)	1
20	111010	FLAT WASHER	8
21	111013	EQUALIZING BEAM ASSEMBLY LH	1
22	900-08-139	RUBBER BUSHING - FRONT PIVOT	2
23	111011	RUBBER BUSHING - AXLE CONNECTION	4
24	111012	AXLE ADAPTER ASSEMBLY	2
25	111014	EQUALIZING BEAM ASSEMBLY RH	1
26	111023	HEX HEAD CAP SCREW 1-1/8-7 X 8-1/2	4
27	111015	SAFETY STRAP	2
28	934-00-506	LOCK NUT 1-1/8-7	4
29	109533	ALIGNMENT BLOCK KIT	1
30	126900	BRACKET BOTTOM SHOCK - RLU-228	1
31	141708	WIRE ROPE STRAP KIT RLU 228-3.5	1
31	127708	WIRE ROPE STRAP KIT RLU 228-5.5	1
32	111019	FASTENER KIT (ITEMS 1, 4-11, 13 & 15)	1

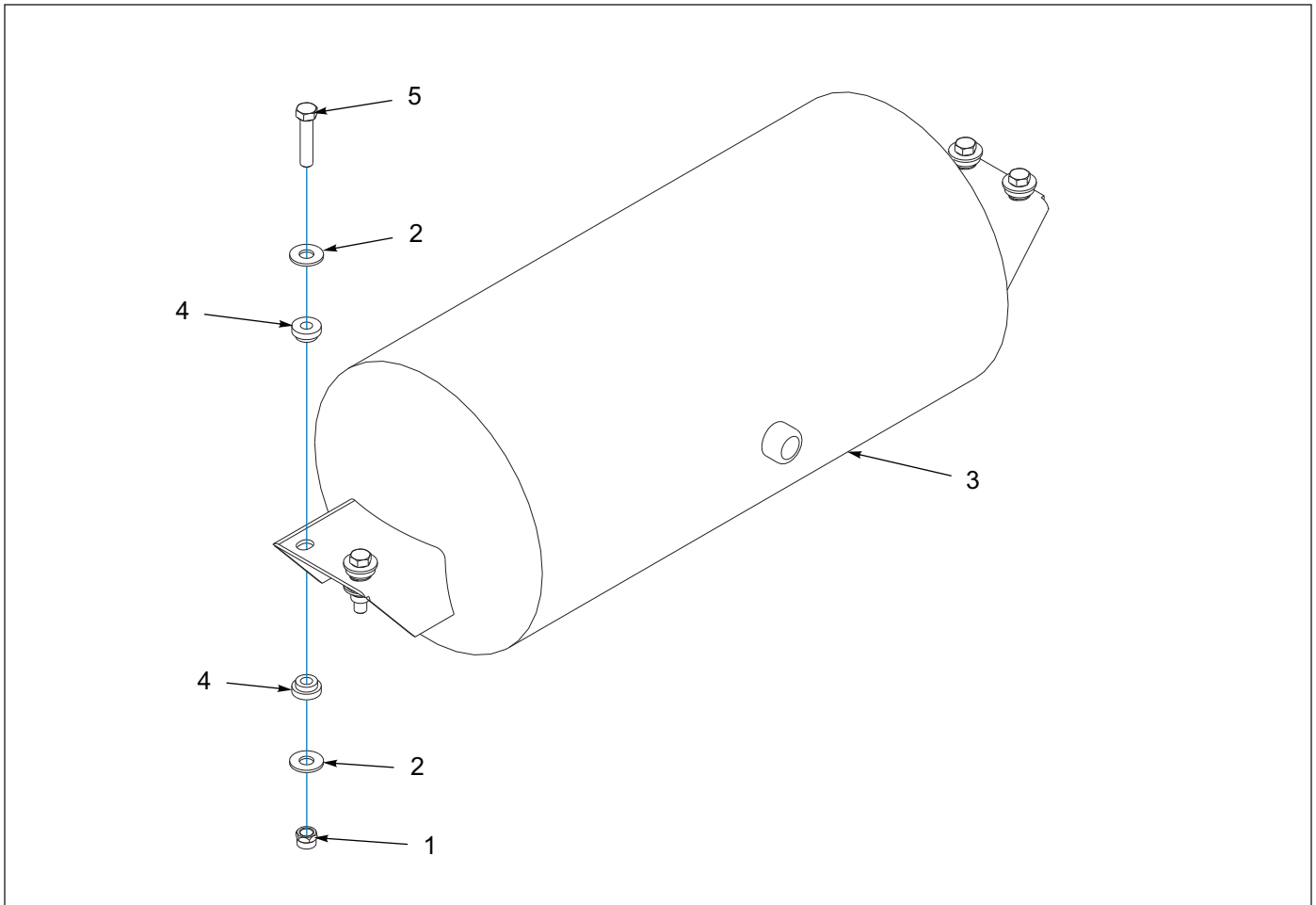


Figure 1-32: Air Tank Assembly

Air Tank Assembly

ITEM	PART NO.	DESCRIPTION	QTY.
1	1-512-010005-05	NUT, HEX, SLFLKG GRB 3/8-16	4
2	1-861-010032-11	WASHER, FLAT 3/8 W ZP/CD	8
3	3-780-010002	TANK AIR 9.5X22.5 .5NPT PORTS	REF
4	805-2	BUSHINGS, STEP	8
5	1-654-010051-08	SCREW, HEX, 3/8-16 UNC, GRB	8

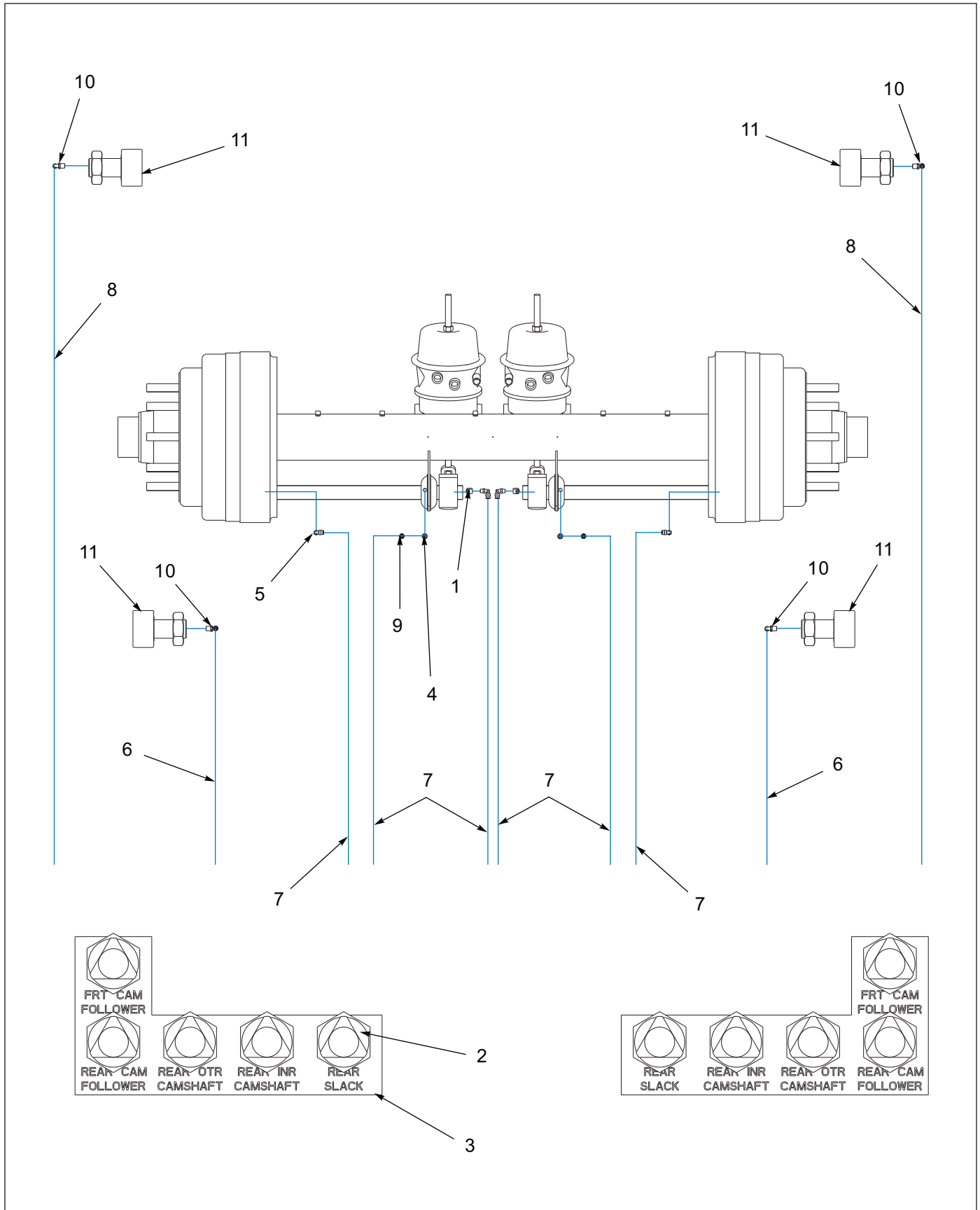


Figure 1-33: Grease System - Single Axle

Grease System - Single Axle

ITEM	PART NO.	DESCRIPTION	QTY.
	201114	SUSP ASSY 330D-1-102 (REF. ONLY)	*
1	101528	ELBOW,BRASS PIPE STREET	2
2	142545	NUT 7/16 FOR BULKHEAD	10
3	142553	DECAL, GREASE TRL U/C	2
4	202094	ADAPTER 5/16--18X1/8NPT(F)	2
5	202099	FITTING GREASE 90 SWIV PTC 1/8	4
6	202103	HOSE ASSY GREASE 1/8 X 45	REF
7	202106	HOSE ASSY GREASE 1/8 X 72	REF
8	202118	HOSE ASSY GREASE 1/8 X 156	REF
9	216599	FITTING,GREASE 1/4 TUBE X 1/8	2
10	216600	FITTING GREAST 90SWIV P-T-C1/4	4
11	3-076-010005	CAM FOLLOWER 4 IN DIA	REF

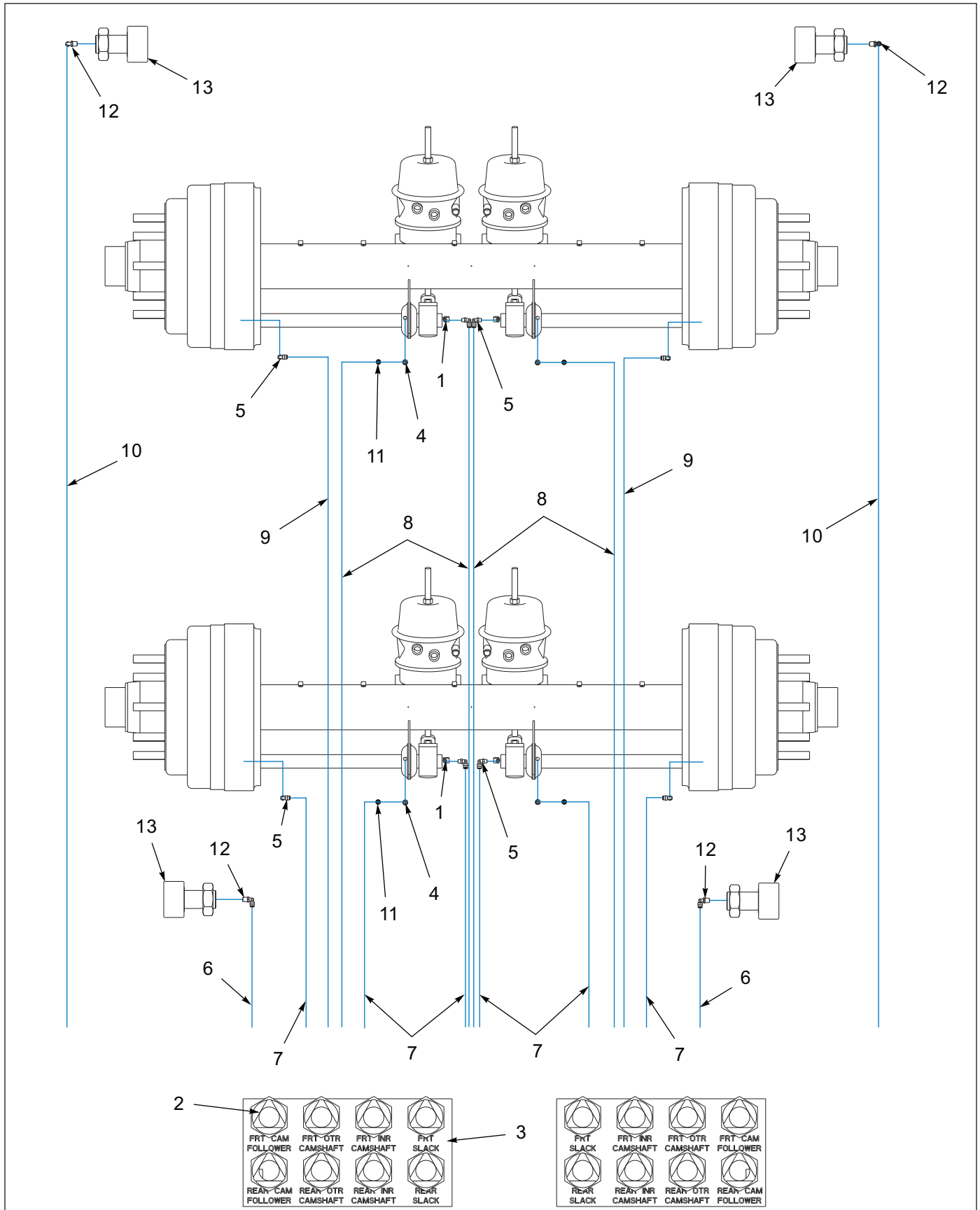


Figure 1-34: Grease System - Tandem Axle

Grease System - Tandem Axle

ITEM	PART NO.	DESCRIPTION	QTY
	201098	SUSP ASSY A/R 330D-2-102 (REF. ONLY)	*
1	101528	ELBOW,BRASS PIPE STREET	4
2	142545	NUT 7/16 FOR BULKHEAD	16
3	142553	DECAL, GREASE TRL U/C	2
4	202094	ADAPTER 5/16--18X1/8NPT(F)	4
5	202099	FITTING GREASE 90 SWIV PTC 1/8	8
6	202103	HOSE ASSY GREASE 1/8 X 45	2
7	202106	HOSE ASSY GREASE 1/8 X 72	6
8	202112	HOSE ASSY GREASE 1/8 X 118	4
9	202113	HOSE ASSY GREASE 1/8 X 126	2
10	202118	HOSE ASSY GREASE 1/8 X 156	2
11	216599	FITTING,GREASE 1/4 TUBE X 1/8	4
12	216600	FITTING GREASE 90SWIV P-T-C1/4	4
13	3-076-010005	CAM FOLLOWER 4 IN DIA	REF

Axle and Brakes

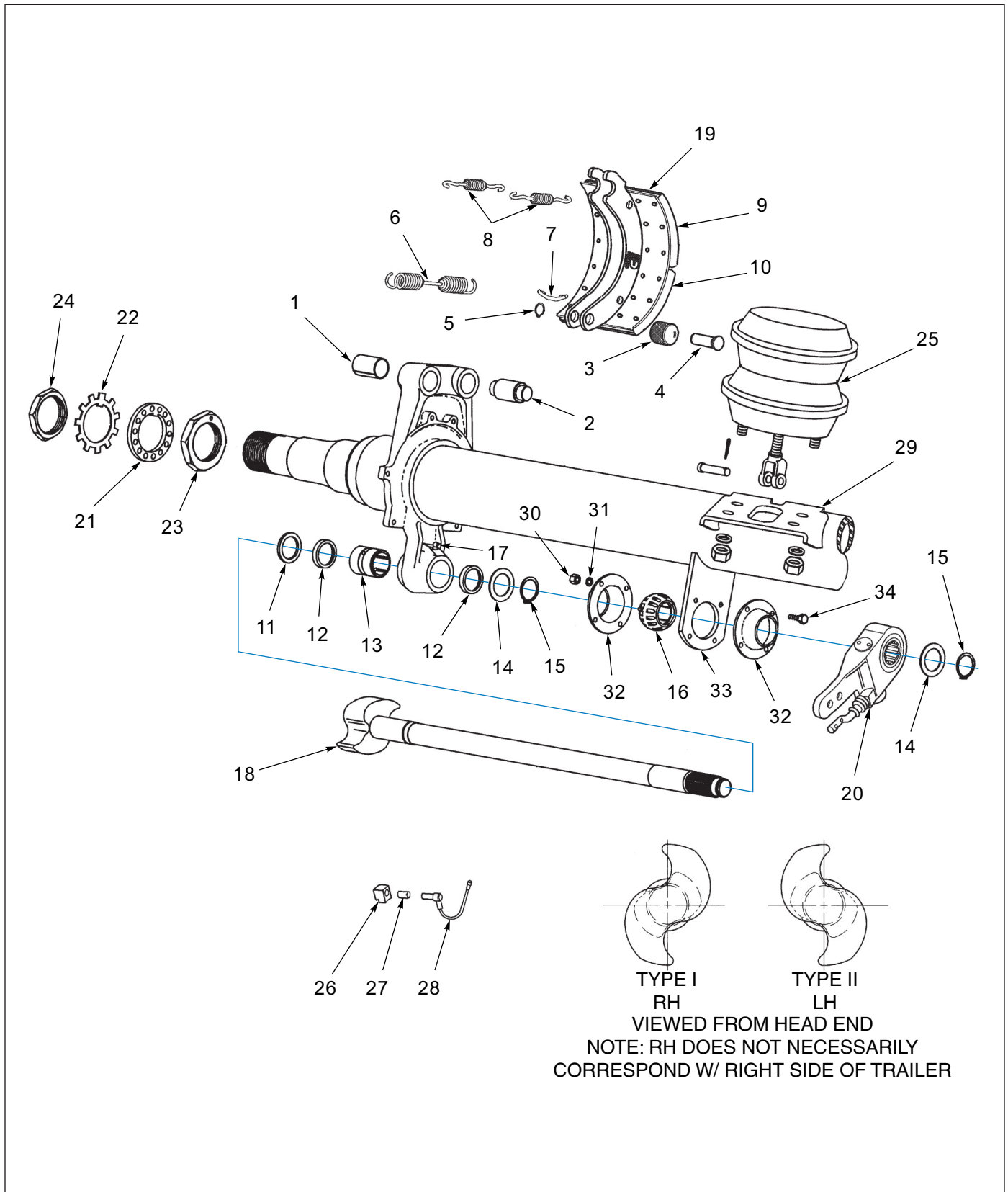


Figure 1-35: Dexter 12-1/4 X 7-1/2

Dexter 12-1/4 X 7-1/2

ITEM	PART NO.	DESCRIPTION	QTY.
	212378	AXLE 70.5 12.25SPG 25K TIS (REF. ONLY)	*
	K71-460-00	BRAKE SHOE HARDWARE KIT (ITEMS 1-8)	*
	-----	BRAKE BLOCK KIT (ITEMS 9 & 10)	*
	K71-101-00	CAMSHAFT REPAIR KIT (ITEMS 11-17)	*
1	-----	BUSHING, SPIDER ANCHOR PIN	4
2	-----	ANCHOR PIN	4
3	-----	ROLLER	4
4	-----	RETAINER, ROLLER PIN	8
5	-----	RETAINER, RING	8
6	-----	SPRING, SHOE RETRACTOR	2
7	056-018-00	RETAINER PIN, RETRACTOR SPRING	4
8	046-097-00	SPRING, KEEPER	4
9	-----	LINING, BRAKE BLOCK ANCHOR	2
10	-----	LINING, BRAKE BLOCK CAM	2
11	005-074-00	D" WASHER, CAMSHAFT	2
12	010-052-00	SEAL, GREASE	4
13	-----	BUSHING, CAMSHAFT SPIDER	2
14	-----	WASHER, CAMSHAFT END	2
15	069-078-00	RETAINER, CAMSHAFT END	2
16	-----	BUSHING, CAMSHAFT SUPPORT	2
17	-----	FITTING, GREASE 45°	2
18	034-188-03	CAMSHAFT, 22-5/16" LH (USED W/ 115703)	1
18	034-189-03	CAMSHAFT, 22-5/16" RH (USED W/ 115703)	1
18	136991	CAMSHAFT, 23-3/8" LH (USED W/ 115704)	1
18	136992	CAMSHAFT, 23-3/8" RH (USED W/ 115704)	1
18	171963	CAMSHAFT, 26-1/2" LH (USED W/ 142510)	1
18	171964	CAMSHAFT, 26-1/2" RH (USED W/ 142510)	1
19	040-320-01	SHOE AND LINING ASSEMBLY	4
20	156655	SLACK ADJUSTER, AUTOMATIC	2
21	005-098-00	WASHER, SPINDLE LOCK	2
22	005-099-00	WASHER, TABBED SPINDLE LOCK	2
23	006-114-00	NUT, INNER SPINDLE	2
24	006-115-00	NUT, OUTER SPINDLE	2
25	034-057-07	AIR CHAMBER, SERVICE BRAKE	2
25	034-058-07	AIR CHAMBER, SPRING BRAKE	2
26	103805	SENSOR BLOCK	2
27	144979	RETAINER CLIP	2
28	101847	ABS SENSOR CABLE-4M 90° (1FT)	2
29	034-048-00	AIR CHAMBER BRACKET	2
30	006-099-00	RETAINER NUT, CAM BUSH	8
31	005-079-00	LOCK WASHER	8
32	034-032-00	PLATE, BUSHING RETAINER (EACH HALF SOLD SEPERATELY)	4
33	034-031-00	PLATE, CAMSHAFT SUPPORT BRACKET	4
34	007-139-00	BOLT, RETAINER PLATE	8

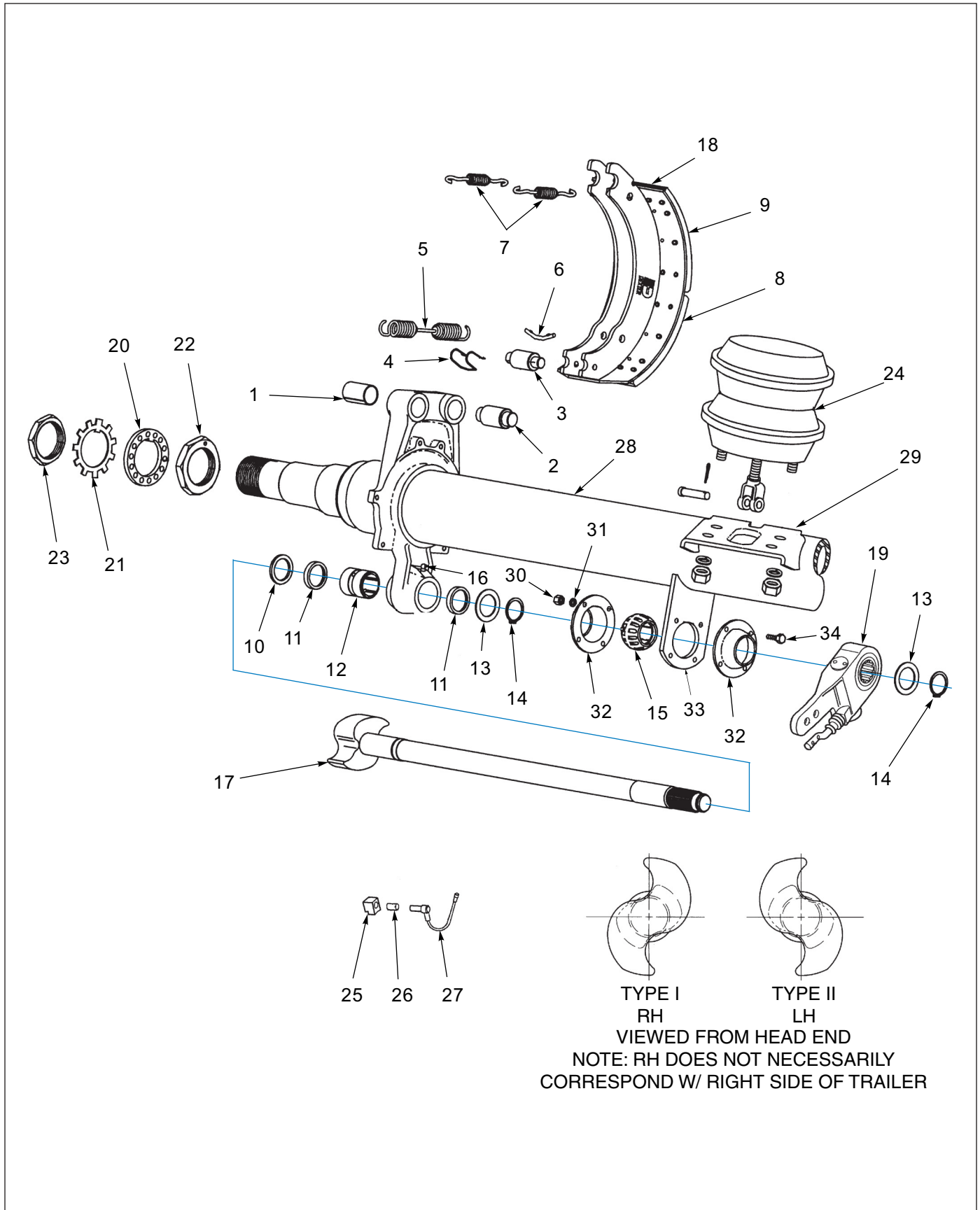


Figure 1-36: Dexter 16-1/2 X 7

Dexter 16-1/2 X 7

ITEM	PART NO.	DESCRIPTION	QTY.
	212418	AXLE 69, 16.5 X 7 SPG BRK - 25K (REF. ONLY)	*
	K71-136-00	BRAKE SHOE HARDWARE KIT (ITEMS 1-7)	*
	-----	BRAKE BLOCK KIT (ITEMS 8 & 9)	*
	K71-101-00	CAMSHAFT REPAIR KIT (ITEMS 10-16)	*
1	-----	BUSHING, SPIDER ANCHOR PIN	4
2	-----	ANCHOR PIN	4
3	014-065-00	ROLLER	4
4	071-122-00	RETAINER, ROLLER	4
5	046-096-00	SPRING, SHOE RETRACTOR	2
6	056-018-00	RETAINER PIN, RETRACTOR SPRING	4
7	046-097-00	SPRING, KEEPER	4
8	-----	LINING, BRAKE BLOCK CAM	2
9	-----	LINING, BRAKE BLOCK ANCHOR	4
10	005-096-00	D" WASHER, CAMSHAFT	2
11	010-052-00	SEAL, GREASE	4
12	-----	BUSHING, CAMSHAFT SPIDER	2
13	-----	WASHER, CAMSHAFT END	2
14	069-078-00	RETAINER, CAMSHAFT END	2
15	-----	BUSHING, CAMSHAFT SUPPORT	2
16	-----	FITTING, GREASE 45°	2
17	034-192-05	CAMSHAFT, 22-5/8" LH (USED W/ 115713)	1
17	034-193-05	CAMSHAFT, 22-5/8" RH (USED W/ 115713)	1
17	137461	CAMSHAFT, 25" LH (USED W/ 115715 & 158538)	1
17	137485	CAMSHAFT, 25" RH (USED W/ 115715 & 158538)	1
18	040-180-00	SHOE AND LINING ASSEMBLY	4
19	139383	SLACK ADJUSTER, AUTOMATIC	2
20	005-098-00	WASHER, SPINDLE LOCK	2
21	005-099-00	WASHER, TABBED SPINDLE LOCK	2
22	006-114-00	NUT, INNER SPINDLE	2
23	006-115-00	NUT, OUTER SPINDLE	2
24	034-057-01	AIR CHAMBER, SERVICE BRAKE	2
24	034-058-01	AIR CHAMBER, SPRING BRAKE	4
25	103805	SENSOR BLOCK	2
26	144979	RETAINER CLIP	2
27	101847	ABS SENSOR CABLE-4M 90°, 1 FT	2
28	-----	BEAM W/ BRACKETS	1
29	034-048-00	AIR CHAMBER BRACKET	2
30	006-099-00	RETAINER NUT, CAM BUSH	8
31	005-079-00	LOCK WASHER	8
32	034-032-00	PLATE, BUSHING RETAINER (EACH HALF SOLD SEPERATELY)	4
33	034-031-00	PLATE, CAMSHAFT SUPPORT BRACKET	4
34	007-139-00	BOLT, RETAINER PLATE	8

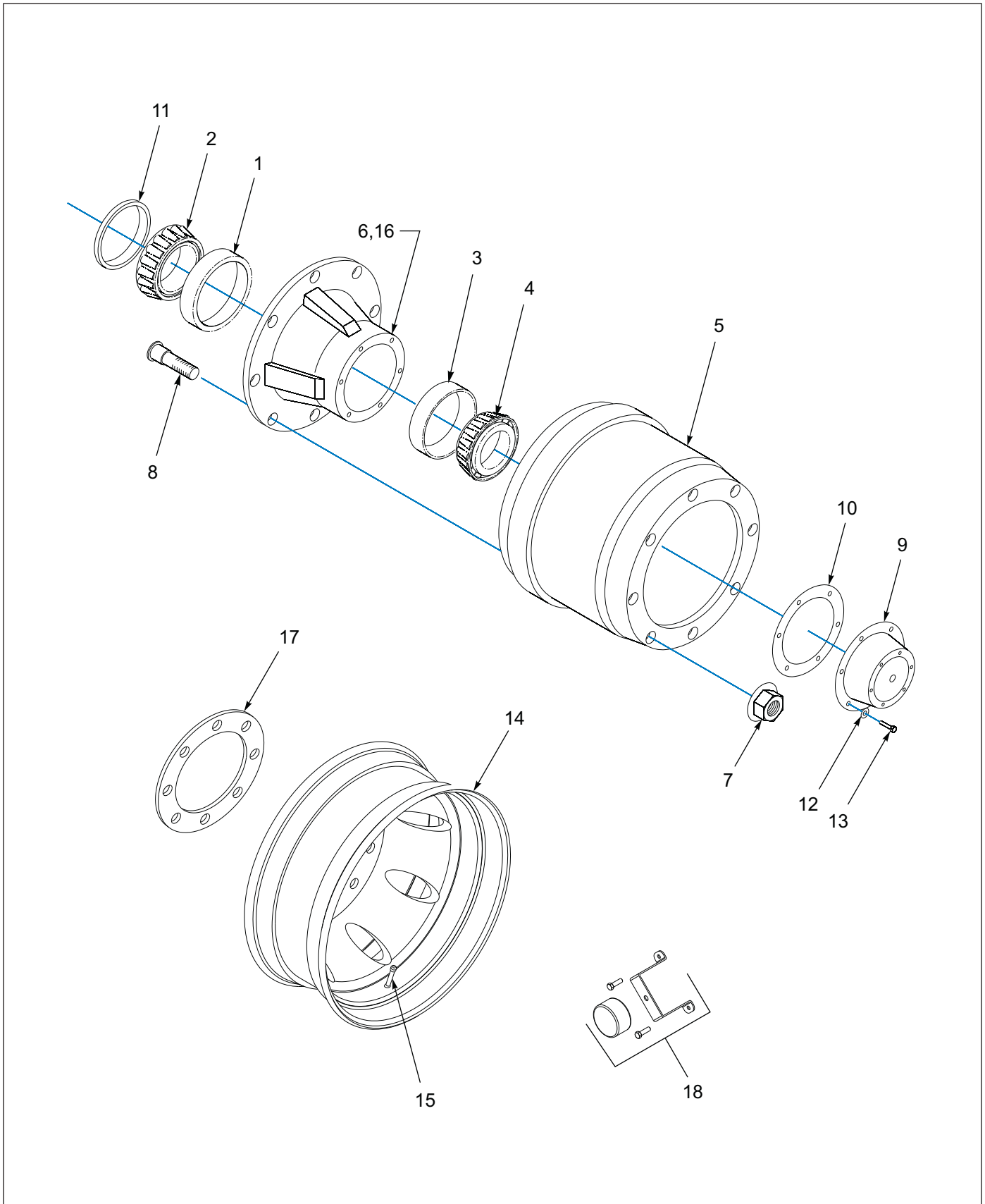


Figure 1-37: Outboard Pilot Mount Hub and Drum Assembly

Outboard Pilot Mount Hub and Drum Assembly

ITEM	PART NO.	DESCRIPTION	QTY.	
	212378	AXLE 70.5 12.25SPG 25K TIS (REF. ONLY)	*	
	212418	AXLE 69, 16.5 X 7 SPG BRK - 25K (REF. ONLY)		*
1	HM218210	INNER BEARING CUP	REF	REF
2	HM218248	INNER BEARING CONE	REF	REF
3	HM212011	OUTER BEARING CUP	REF	REF
4	HM212049	OUTER BEARING CONE	REF	REF
5	63680	OUTBOARD MOUNTED BRAKE DRUM - 8 BOLT	REF	REF
5	110976	DRUM FOR 103781	--	REF
6	110975	HUB FOR 103781	--	REF
6	112492	HUB/DRUM, 8 BOLT, 12-1/4 PILOT ABS	REF	--
7	179933	NUT, HEX M22 X 1.5	REF	REF
8	113536	STUD, 22MM 3.5 STANDOUT	REF	REF
9	4009	CAP, HUB	REF	REF
10	3067	GASKET, OIL CAP	REF	REF
11	3-659-010012	SEAL	REF	REF
12	1-861-010034-10	WASHER, SPLIT LOCK 5/16	REF	REF
13	1-654-010049-03	SCREW, HEX HEAD CAP, 5/16-18 X 3/4 GR5	REF	REF
14	100402	WHEEL, ALUM PILOT MT 17.5 X 6.75, POLISHED - 8 BOLT	REF	--
14	3-870-010097	WHEEL, DISC PILOT MT 17.5 X 6.75 - 8 BOLT	REF	--
14	112047	WHEEL, ALUM PILOT, 17.5 X 6.75 MACH	REF	--
14	3-870-010106	WHEEL,AL,PILOT MT22.5X7.5POL	--	REF
14	111652	WHEEL,PILOT MT 22.5X8.25, PP	--	REF
14	3-870-010116	WHL,ALM,PLT MT 22.5X7.50	--	REF
14	3-870-010110	WHEEL,DISC,PILOT MT 22.5X8.25	--	REF
14	111416	WHEEL ALUM PLT 22.5X8.25 POL	--	REF
14	111417	WHEEL,ALUM,PLT 22.5X8.25 MACH	--	REF
14	134757	WHEEL AL PLT22.5X8.25 POL CTG	--	REF
14	3-870-010104	WHEEL,DISC PILOT MT 22.5X7.50	--	REF
14	150346	WHEEL,ALUM,DURA-BRT22.5X8.25	--	REF
14	208033	WHEEL ALUM22.5X7.5POL ACCU-SHL	--	REF
15	TR573	VALVE STEM - STEEL WHEEL	REF	REF
15	100401	VALVE STEM TR543C	REF	REF
15	1-843-010014	VALVE EXSTENSION STEM 3"	REF	REF
16	----	ABS TONE RING	REF	REF
17	114619	WHEEL GUARD 8 HOLE 275 MM BC - USED W/ ALUMINUM	REF	REF
17	3-870-010107	WHEEL GUARD 10 HOLE 285.75MM BC (NOT SHOWN)	REF	REF
18	137108	HUBODOMETER W/ BRACKET, 255/70R22.5 TIRE	REF	REF

Air Brake System

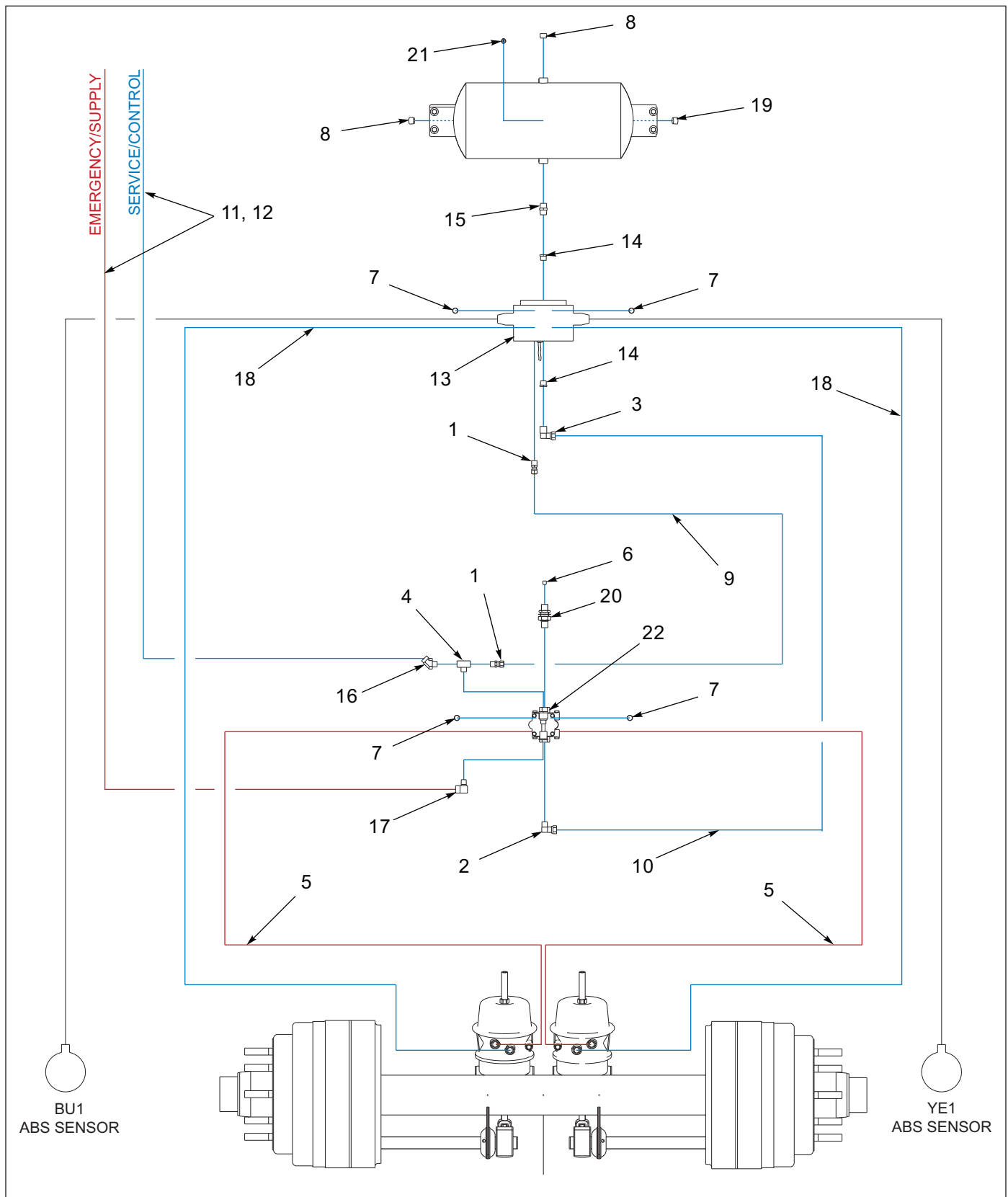


Figure 1-38: Single Axle

Single Axle

ITEM	PART NO.	DESCRIPTION	QTY.
	201114	SUSP ASSY A/R 330D-1-102	*
	201074	SUSP ASSY S/R 330D-1-102	*
1	1-297-010007-12	FITTING AIR 3/8TUBE X 3/8NPT	2
2	1-297-010008-23	FITTING,AIR 90 1/2TUBEX3/8NPT	1
3	1-297-010008-24	FITTING,AIR 90 1/2TUBEX1/2NPT	1
4	1-297-010017-03	FITTING,BRS PIPE M/BR TEE 3/8	1
5	1-384-010038024	HOSE ASM AIR 3/8X24,W/3/8 END	2
6	1-560-010002-02	PLUG, PIPE, 1/4NPT	1
7	1-560-010002-03	PLUG, PIPE, 3/8NPTF	4
8	1-560-010002-04	PLUG, PIPE, 1/2NPT	3
9	1-833-010002	TUBING NYLON 3/8 OD	4
10	1-833-010003	TUBING NYLON 1/2 OD	4
11	103698	HOSE ASM AIR 3/8X182,W/3/8 END (STANDARD LOAD ANGLE)	REF
12	103699	HOSE ASM AIR 3/8X230,W/3/8 END (LOW LOAD ANGLE)	REF
13	114585	ABS KIT WABCO 2S/1M SGL	1
14	118-2659-9	BUSHING 1/2NPTX3/4NPT STL	2
15	2083-8-8S	NIPPLE 1/2NPTX1/2NPT	1
16	2088-6-6S	ADAPTER 45 3/8MPTX3/8FPT	1
17	2089-6-6S	ADAPTER 90 3/8MPTX3/8FPT	1
18	3-384-010031	HOSE, AIR 3/8X42, .38 NPT ENDS	2
19	3-780-010002	TANK AIR 9.5X22.5 .5NPT PORTS (SEE PAGE 1-56)	1
20	55B61	FRAME UNION	1
21	56D4	COCK,DRAIN AIR TANK VEL036019	1
22	758-181	VALVE TASK 4 PORT	1

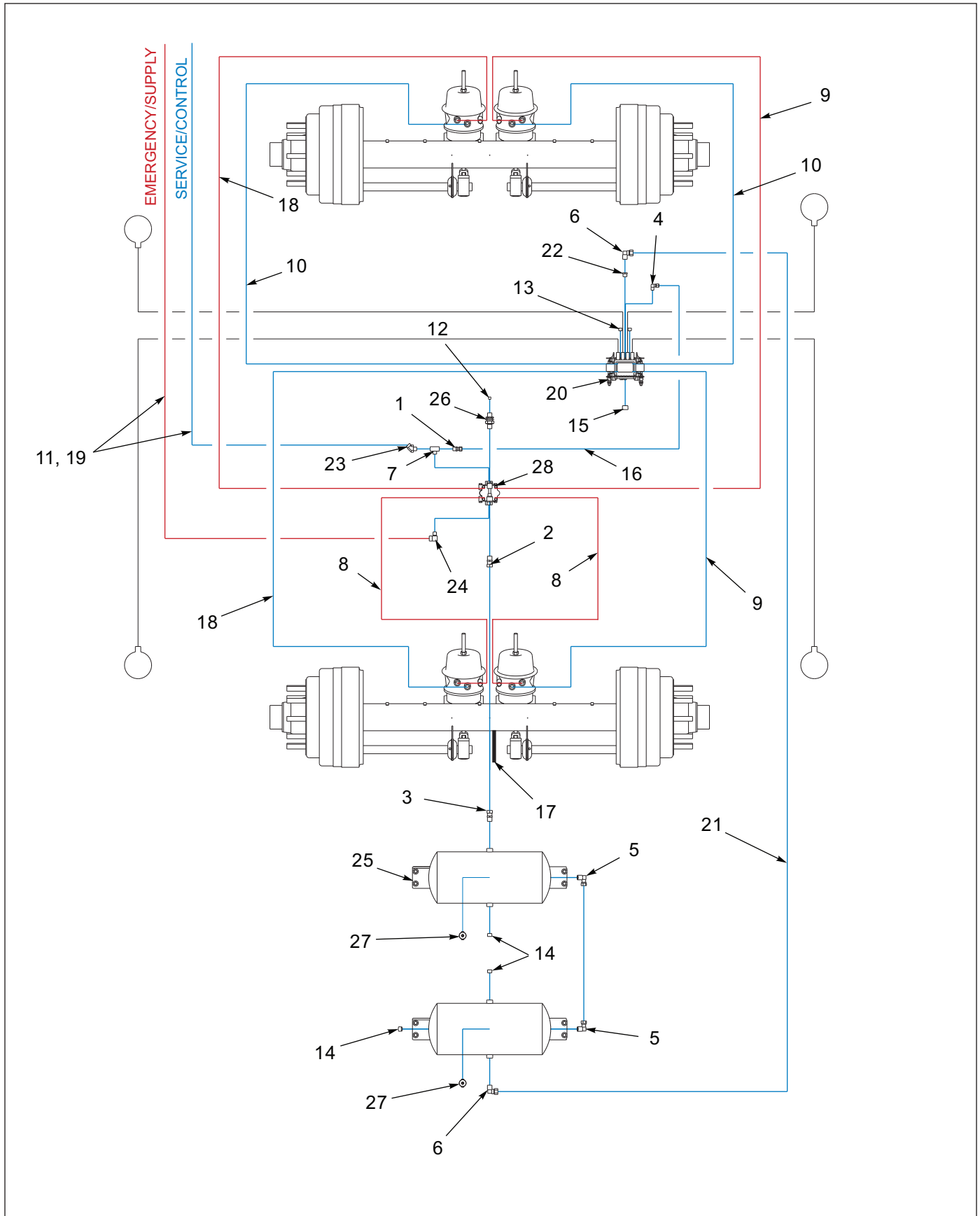


Figure 1-39: Tandem Axle

Tandem Axle

ITEM	PART NO.	DESCRIPTION	QTY.
	201098	SUSP ASSY A/R 330D-2-102	*
1	1-297-010007-12	FITTING AIR 3/8TUBE X 3/8NPT	1
2	1-297-010007-15	FITTING AIR 1/2 TUBE X 3/8NPT	1
3	1-297-010007-16	FITTING AIR 1/2TUBEX1/2 NPT	1
4	1-297-010008-18	FITTING,AIR 90 3/8TUBEX1/4NPT	1
5	1-297-010008-24	FITTING,AIR 90 1/2TUBEX1/2NPT	2
6	1-297-010008-26	FITTING AIR 5/8TUBE X1/2NPT90	2
7	1-297-010017-03	FITTING,BRS PIPE M/BR TEE 3/8	1
8	1-384-010038024	HOSE ASM AIR 3/8X24,W/3/8 END	2
9	1-384-010038038	HOSE ASM AIR 3/8X38,W/3/8 END	2
10	1-384-010038056	HOSE ASM AIR 3/8X56,W/3/8 END	2
11	1-384-010038204	HOSE ASM AIR 3/8X204,W/3/8 END (STANDARD LOAD ANGLE)	REF
12	1-560-010002-02	PLUG, PIPE, 1/4NPT	1
13	1-560-010002-03	PLUG, PIPE, 3/8NPTF	2
14	1-560-010002-04	PLUG, PIPE, 1/2NPT	3
15	1-560-010002-05	PLUG,PIPE, 3/4-14NPTF	1
16	1-833-010002	TUBING NYLON 3/8 OD	2
17	1-833-010003	TUBING NYLON 1/2 OD	17
18	101003	HOSE ASM AIR 3/8X48,W/3/8 END	2
19	103699	HOSE ASM AIR 3/8X230,W/3/8 END (LOW LOAD ANGLE)	REF
20	114584	ABS KIT WABCO 4S/2M TAB	1
21	117304	TUBING NYLON 5/8	15
22	118-2659-9	BUSHING 1/2NPTX3/4NPT STL	1
23	2088-6-6S	ADAPTER 45 3/8MPTX3/8FPT	1
24	2089-6-6S	ADAPTER 90 3/8MPTX3/8FPT	1
25	3-780-010002	TANK AIR 9.5X22.5 .5NPT PORTS (SEE PAGE 1-56)	2
26	55B61	FRAME UNION	1
27	56D4	COCK,DRAIN AIR TANK VEL036019	2
28	758-181	VALVE TASK 4 PORT	1

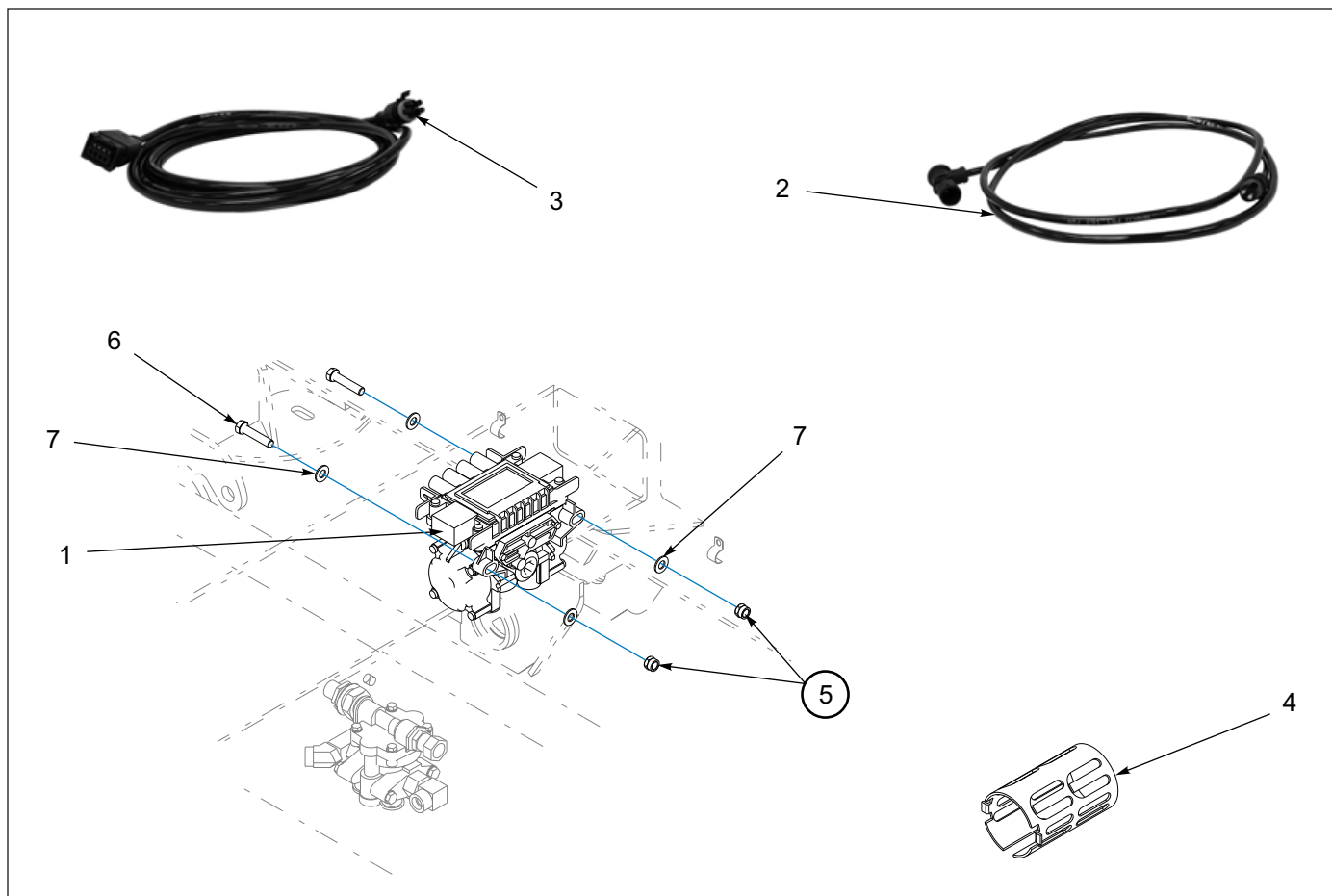


Figure 1-40: ABS Brake Kit

ABS Brake Kit

ITEM	PART NO.	DESCRIPTION	QTY.
	114585	BRAKE KIT, ROCKWELL ABS, 2S/1M (SINGEL AXLE, REF. ONLY)	*
	114584	ABS KIT WABCO 4S/2M (TANDEM AXLE, REF. ONLY)	*
1	114589	ECU/VALVE ASSEMBLY 2S/1M	REF
2	101848	SENSOR EXT. CABLE,1.78M,ABS	REF
2	103861	SENSOR EXT CABLE-3M (10FT)	REF
3	147464	POWER CABLE 4.0M	REF
4	101849	ABS SENSOR SPRING CLIP	REF
5	1-512-010005-05	NUT, HEX, SLFLKG GRB 3/8-16	REF
6	1-654-010051-08	SCREW, HEX, 3/8-16 UNCX1-3/4 GRB	REF
7	1-861-010032-10	WASHER, FLAT 3/8" N ZP/CD	REF
----	101874	HARNESS,240 WIRE, DRAWBAR (NOT SHOWN, REF. ONLY)	REF

Winches

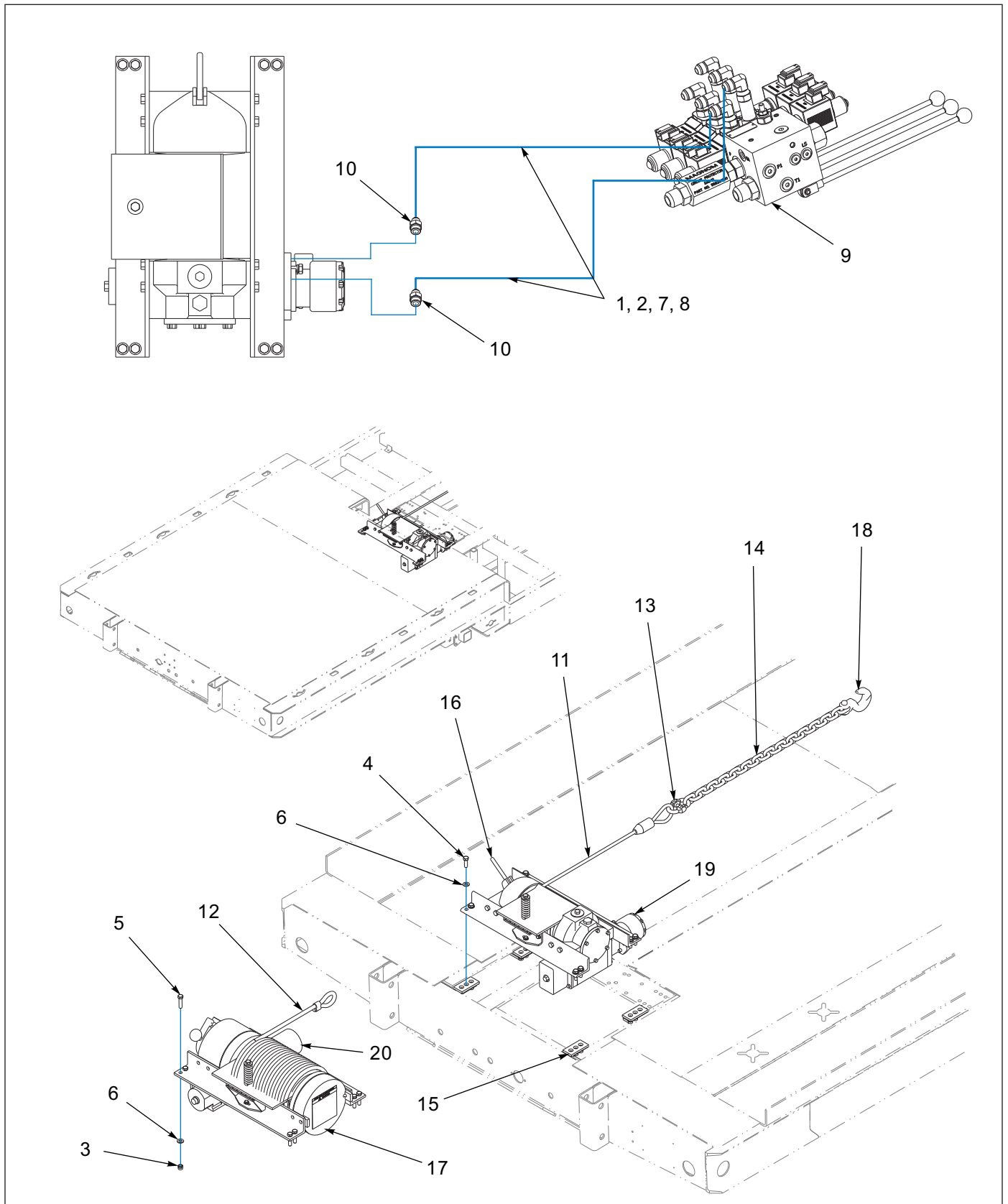


Figure 1-41: Winch Installation - 12K Spring Tension (BRADEN)

Winch Installation - 12K / 20K (BRADEN)

ITEM	PART NO.	DESCRIPTION	QTY
	3-873-010166-01	WINCH INSTL,12K W/PRKR MTR 42	*
	3-873-010166-02	WINCH INSTL,12K W/PRKR MTR 48	*
	184221	WINCH INSTL,12K W/PRKR MTR 53'	*
	3-873-010166-03	WINCH INSTL,20K W/PKR MTR 42	*
	3-873-010166-04	WINCH INSTL 20K W/PKR MTR 48'	*
	184222	WINCH INSTL,20K W/PRKR MTR 53'	*
	100351	WINCH INSTL 12K SLOPE 330	*
	111396	WINCH 20K SLOPE 330	*
1	1-397-010302172	HOSE ASSY,1/2X172,SAE37,STR90 (SLOPE WINCH ONLY)	2
2	1-397-010302240	HOSE ASSY 1/2 SAE37 STR90 240 (42 FOOT TRAILER ONLY)	2
3	1-512-010005-09	NUT,HEX,SLFLKG, 1/2-13 GRB (ALL WINCH ASSEMBLIES)	8
4	1-654-010055-03	SCREW,HEX CAP,1/2-13UNCX1-1/2 (12K AND 12K SLOPE)	8
5	1-654-010055-05	SCREW,HEX CAP,1/2-13UNCX2 GR5 (20K WINCH ONLY)	8
6	1-861-010032-14	WASHER, FLAT 1/2" N ZP/CD (ALL WINCH ASSEMBLIES)	16
7	100062	HOSE ASSY 1/2X286,SAE37,STR90 (48 FOOT TRAILER ONLY)	2
8	144411	HOSE ASSY 1/2X346,SAE37,STR90 (53 FOOT TRAILER ONLY)	2
9	194439	VALVE REXROTH ASSY 300A (ALL WINCH ASSEMBLIES)	REF
10	202702-10-8S	ADAPTER, #10 O-RING #8 TUBE (ALL WINCH ASSEMBLIES)	2
11	3-155-010017-4	CABLE ASSY 1/2 X 85' LENGTH (12K AND 12K SLOPE)	REF
12	3-155-010018-6	CABLE 5/8 W/LOOP 85FT (20K AND 20K SLOPE)	REF
13	3-174-010038	CHAIN LINK CONNECTING 1/2 (ALL WINCH ASSEMBLIES)	1
14	3-174-010039036	CHAIN 1/2X36" GRD 7 21LINKS (ALL WINCH ASSEMBLIES)	1
15	3-711-010110	SPACER, AIR TENSION MOUNT (20 ONLY)	4
16	3-873-010126-2	WINCH ASSY,12,000 LB PARKER (12K AND 12K SLOPE)	1
17	3-873-010129-2	WINCH ASSY,20000 LB, PARKER (20K AND 20K SLOPE)	1
18	7HCGHT500	HOOK CLEVIS GRAB 1/2 GR70 (ALL WINCH ASSEMBLIES)	1
19	3-481-010006	MOTOR,HYD 7.1 CU IN/REV,SAE A (12K WINCH)	REF
20	3-481-010007	MOTOR HYD 12.9CU IN/REV,SAE B (20K WINCH)	REF
----	2263	KIT, SEAL (SEAL KIT FOR 12K AND 20K WINCH MOTOR)	REF

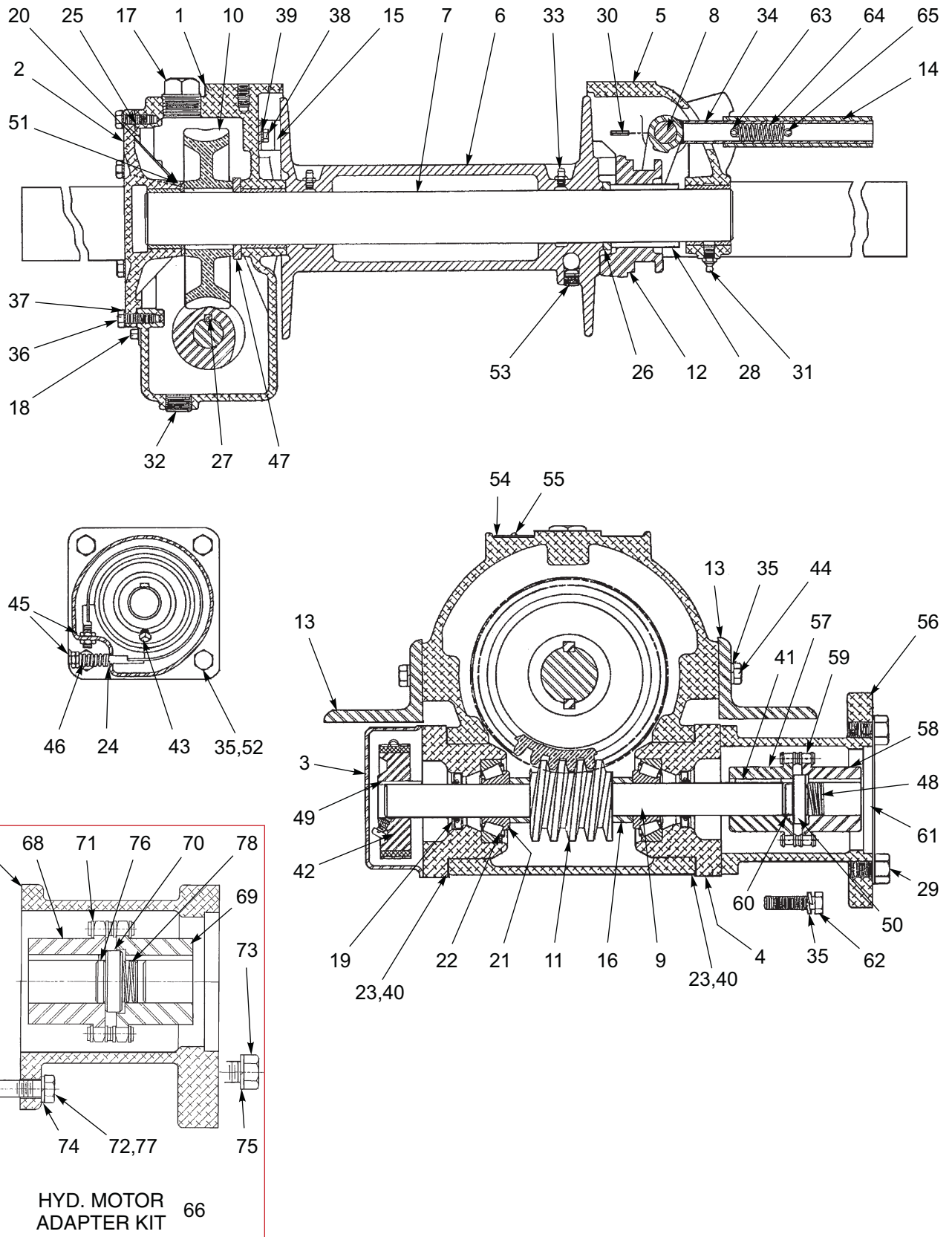


Figure 1-42: Winch Items - 12,000 Lb. (BRADEN)

Winch Items - 12,000 Lb. (BRADEN)

ITEM	PART NO.	DESCRIPTION	QTY.
	3-873-010122	WINCH ASSEMBLY 12K - BRADEN	*
1	81006	WORM HOUSING ASSEMBLY	1
1A	18078	BUSHING	1
2	81009	COVER ASSEMBLY WORM HOUSING	1
2A	11368	BUSHING	1
3	18032	HOUSING SAFETY BRAKE	1
4	23303	CONTAINER BEARING	2
5	81530	LEG ASSEMBLY BEARING	1
6	11128	DRUM CABLE	1
7	11129	DRUM SHAFT CABLE	1
8	11130	SHIFTER SHAFT	1
9	23470	SHAFT WORM	1
10	11144	GEAR WORM LEFT HAND	1
11	11142	WORM LEFT HAND	1
12	18039	SLIDING CLUTCH	1
13	22752	ANGLE BASE	2
14	12817	SHIFTER HANDLE	1
15	81025	BRAKE DRAG	1
16	11308	SPACER WORM	2
17	----	PLUG PIPE	1
18	18009	PLUG PIPE	1
19	18026	SEAL GREASE	2
20	11117	KEY WORM GEAR	2
21	18015	CONE BEARING	2
22	18016	CUP BEARING	2
23	18027	GASKET	3
24	21925	BAND BRAKE	1
25	11133	WORM HOUSING COVER GASKET	3
26	18019	RETAINER RING	1
27	18030	KEY WORM	1
28	18020	KEY CLUTCH	2
29	----	CAPSCREW	2
30	11837	ROLLPIN	2
31	18047	FITTING GREASE	1
32	19045	PLUG PIPE	1
33	----	FITTING GREASE	2
34	13839	SHIFTER FORK	1
35	----	WASHER LOCK	16
36	----	CAPSCREW	6
37	----	WASHER LOCK	6
38	13005	CAPSCREW	2
39	----	WASHER LOCK	2
40	18024	BEARING CONTAINER GASKET	3
41	18044	KEY	1
42	18028	DRUM BRAKE	1
43	12075	SETSCREW	1
44	----	CAPSCREW	12
45	13468	JAM NUT	4

Winch Items - 12,000 Lb. (BRADEN)

ITEM	PART NO.	DESCRIPTION	QTY.
46	18029	BRAKE BAND SPRING	1
47	11240	RETAINER RING	1
48	----	SPRING	1
49	10078	KEY	1
50	23078	SPACER	1
51	13680	THRUST RING	1
52	----	CAPSCREW	4
53	218058	SETSCREW	1
54	----	WARNING PLATE	1
55	----	DRIVE SCREW	2
56	23079	MOTOR ADAPTER	1
57	23081	COUPLING HALF - WORM SHAFT	1
58	23083	COUPLING HALF - MOTOR SHAFT	1
59	13424	ROLLER CHAIN	1
60	23085	SPACER	1
61	----	SHIPPING COVER	1
62	----	CAPSCREW	4
63	13028	ROLLPIN	1
64	18002	SPRING	1
65	18056	ROLLPIN	1
66	61333	HYD. MOTOR ADAPTER KIT, 12,000# WINCH (ITEMS 67- 78)	1
67	23079	ADAPTER, MOTOR	1
68	23081	COUPLING HALF, WINCH	1
69	23083	COUPLING HALF, MOTOR	1
70	23078	SPACER, CONSTANT	1
71	13424	CHAIN ROLLER	1
72	----	CAPSCREW	4
73	----	CAPSCREW	4
74	----	LOCKWASHER	4
75	----	LOCKWASHER	4
76	----	SPACER	1
77	----	CAPSCREW	4
78	110452	SPRING SPACER	1

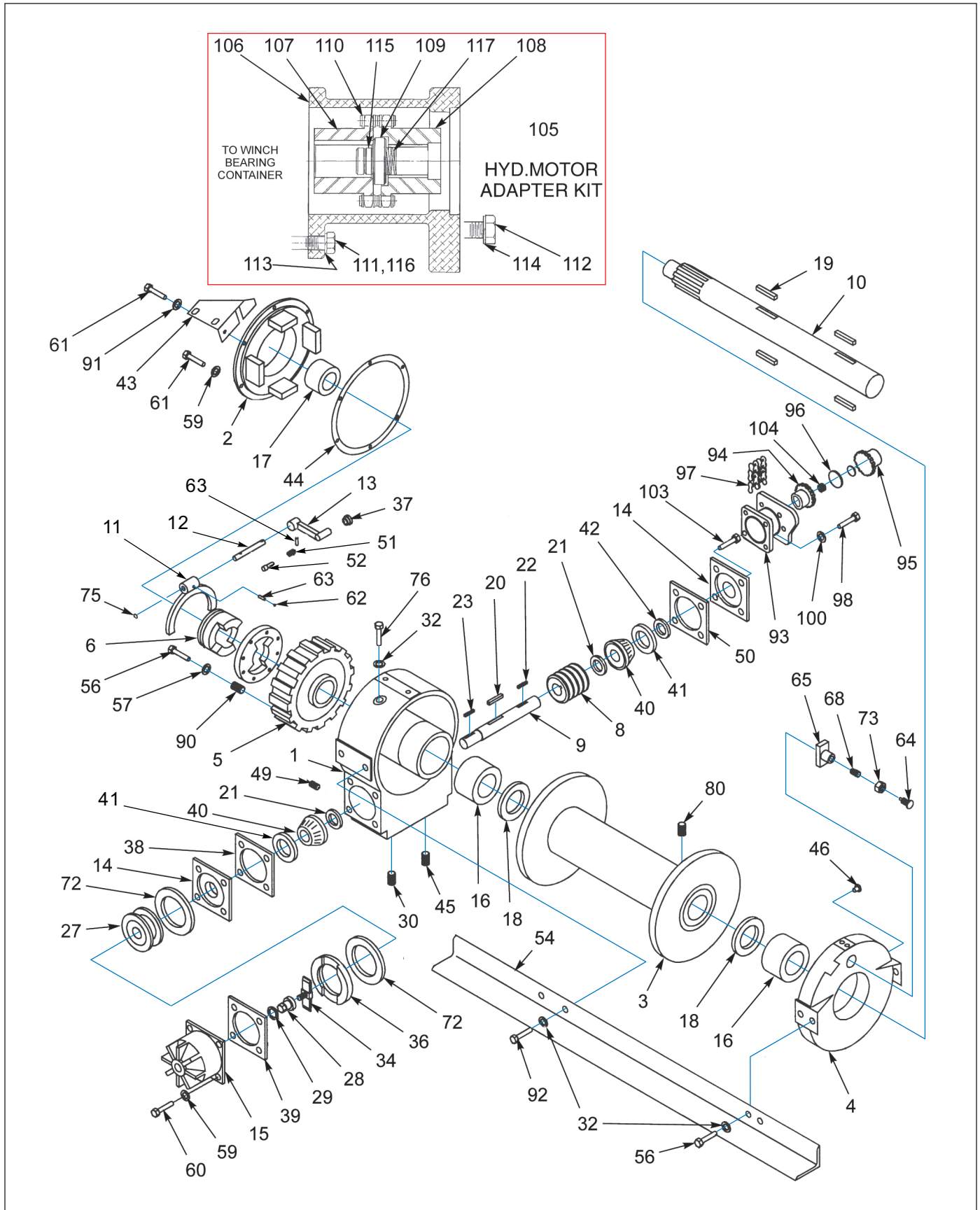


Figure 1-43: Winch Items - 20,000Lb. (BRADEN)

Winch Items - 20,000Lb. (BRADEN)

ITEM	PART NO.	DESCRIPTION	QTY.
	3-873-010123	WINCH 20,000# W/BOLT-ON ANGLES	*
1	81078	WORM HOUSING ASSEMBLY	1
2	106956	COVER ASSEMBLY WORM HOUSING	1
3	----	DRUM CABLE	1
4	81077	LEG ASSEMBLY BEARING	1
5	11434	WORM, GEAR RIGHT	1
6	11421	CLUTCH, SLIDING	1
7	11419	DRIVE, CLUTCH	1
8	154166	WORM RIGHT	1
9	----	SHAFT, WORM	1
10	139479	SHAFT, CABLE DRUM	1
11	11440	FORK SHIFTER	1
12	11441	SHAFT SHIFTER	1
13	26976	HANDLE SHIFTER	1
14	124549	CONTAINER BEARING	2
15	----	COVER WORM BRAKE	1
16	18035	BUSHING	2
17	11425	BUSHING	1
18	11420	RING, RETAINING	2
19	163472	DRUM, KEY CABLE	4
20	11402	KEY, WORM	1
21	11407	SPACER, WORM	2
22	23367	KEY, SPROCKET	1
23	10078	KEY, ROTOR	1
27	81080	ROTOR ASSEMBLY, BRAKE	1
28	11599	ADJUSTING NUT, WORM BRAKE	1
29	12465	O-RING	1
30	----	PLUG, FILLER	1
32	----	WASHER, LOCK	10
34	81081	SPRING ASSEMBLY, SAFETY BRAKE	1
36	11431	PLATE, PRESSURE	1
37	18022	KNOB, SHIFTER	1
38	11429	GASKET	4
39	11446	GASKET	2
40	18033	BEARING CONE	2
41	18034	BEARING CUP	2
42	12073	SEAL GREASE	1
43	12783	BRACKET SHIFTER	1
44	11411	COVER GASKET HOUSING	1
45	19045	PLUG DRAIN	1
46	18047	FITTING GREASE	1
48	----	PLUG VENT	1
49	----	PLUG LEVEL	1
50	11430	GASKET	4
51	11310	SPRING SHIFTER KNOB	1
52	11309	STEM SHIFTER KNOB	1
54	----	ANGLE FRONT BASE	1
55	----	ANGLE REAR BASE (NOT SHOWN)	1

Winch Items - 20,000Lb. (BRADEN)

ITEM	PART NO.	DESCRIPTION	QTY.
56	----	CAPSCREW	16
57	----	WASHER, LOCK	8
58	----	CAPSCREW	4
59	----	WASHER, LOCK	3
60	----	CAPSCREW	4
61	----	CAPSCREW	6
62	12146	PLUG, EXPANSION	A/R
63	13028	ROLLPIN	A/R
64	11398	SCREW, ADJUSTING	1
65	88005	SHOE ASSEMBLY DRAG BRAKE	1
68	18002	SHOE ASSEMBLY DRAG BRAKE	1
72	11426	DISC, FRICTION	2
73	11791	NUT, JAM	1
75	12767	PLUG, EXPANSION	A/R
76	----	CAPSCREW	2
77	----	SAE PLATE-AMU7-16F (NOT SHOWN)	1
78	----	PLATE, WARNING (NOT SHOWN)	1
79	----	SCREW, DRIVE (NOT SHOWN)	4
80	139478	SCREW, SET	1
90	----	INSERT THREAD	8
91	----	LOCKWASHER	1
92	----	CAPSCREW (NOT SHOWN)	5
93	23144	ADAPTER - MOTOR	1
94	23081	COUPLING HALF-WINCH	1
95	----	COUPLING HALF-MOTOR	1
96	23078	SPACER - CONSTANT	1
97	13424	ROLLER, CHAIN	1
98	----	CAPSCREW	4
99	----	CAPSCREW (NOT SHOWN)	4
100	----	LOCKWASHER	4
101	----	LOCKWASHER (NOT SHOWN)	4
102	----	SPACER - VARIABLE	2
103	----	CAPSCREW	4
104	----	SPRING - SPACER	1
105	----	HYD. MOTOR ADAPTER KIT, 20,000# WINCH (ITEMS 106-117)	1
106	23144	ADAPTER, MOTOR	1
107	23081	COUPLING HALF, WINCH	1
108	110448	COUPLING HALF, MOTOR	1
109	23078	SPACER, CONSTANT	1
110	13424	CHAIN ROLLER	1
111	----	CAPSCREW	4
112	----	CAPSCREW	4
113	----	LOCKWASHER	4
114	----	LOCKWASHER	4
115	110451	SPACER	1
116	----	CAPSCREW	4
117	110452	SPRING SPACER	1

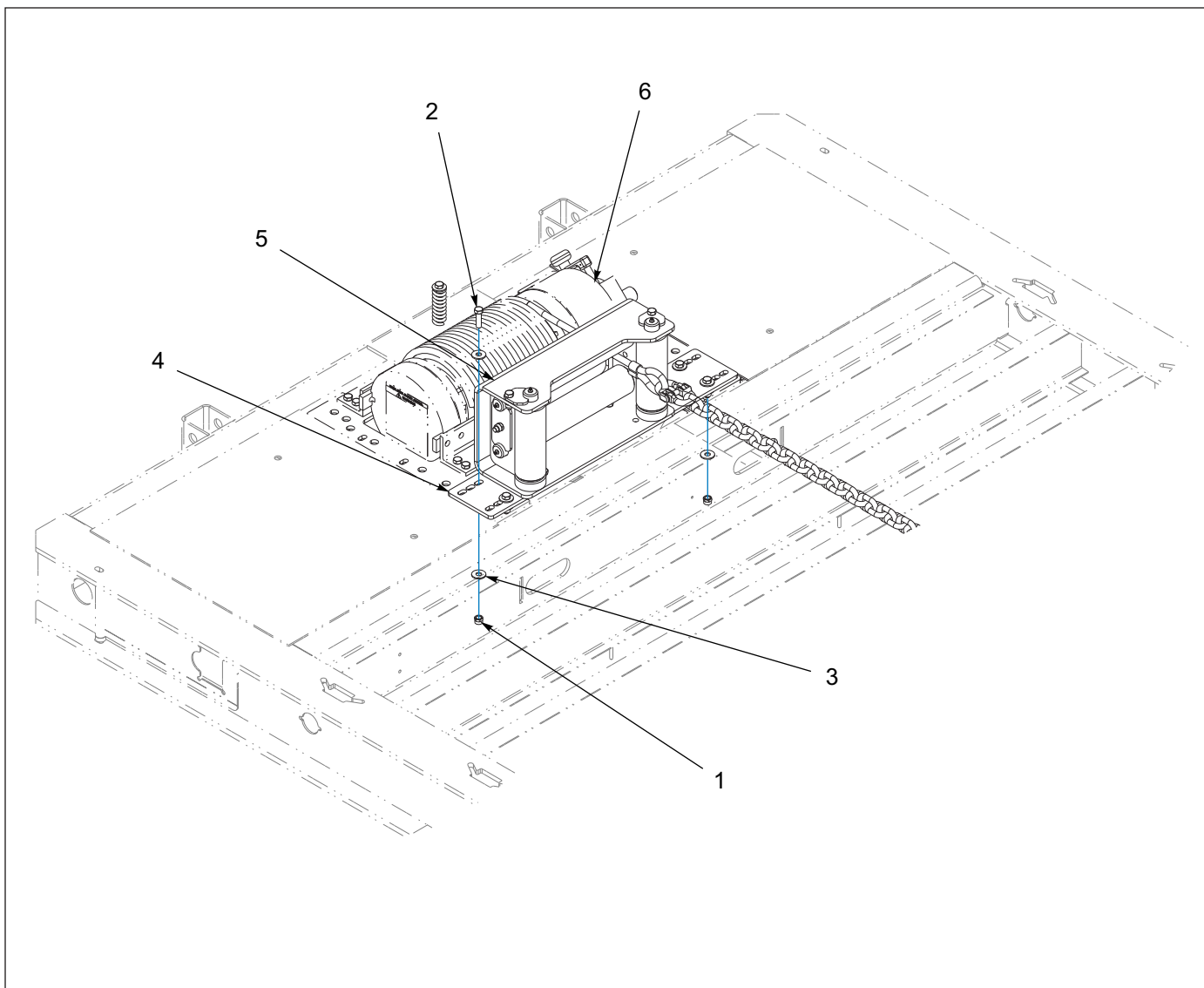


Figure 1-44: 4-Roller Guide - 20K Winch

4-Roller Guide - 20K Winch

ITEM	PART NO.	DESCRIPTION	QTY.
	145589	GUIDE INSTL 4 ROLLER 20K BR (REF. ONLY)	*
1	1-512-010005-09	NUT,HEX,SLFLKG, 1/2-13 GRB	REF
2	1-654-010055-04	SCREW,HEX CAP,1/2-13UNCX1-3/4	REF
3	1-861-010032-15	WASHER, FLAT 1/2 W ZP/CD	REF
4	145588	PLATE ROLLER GUIDE MT 400	REF
5	3-352-010067	GUIDE ASSY WINCH	REF
6	184222	WINCH 12K/20K BRADEN 330 (REF. ONLY)	REF

Landing Gear

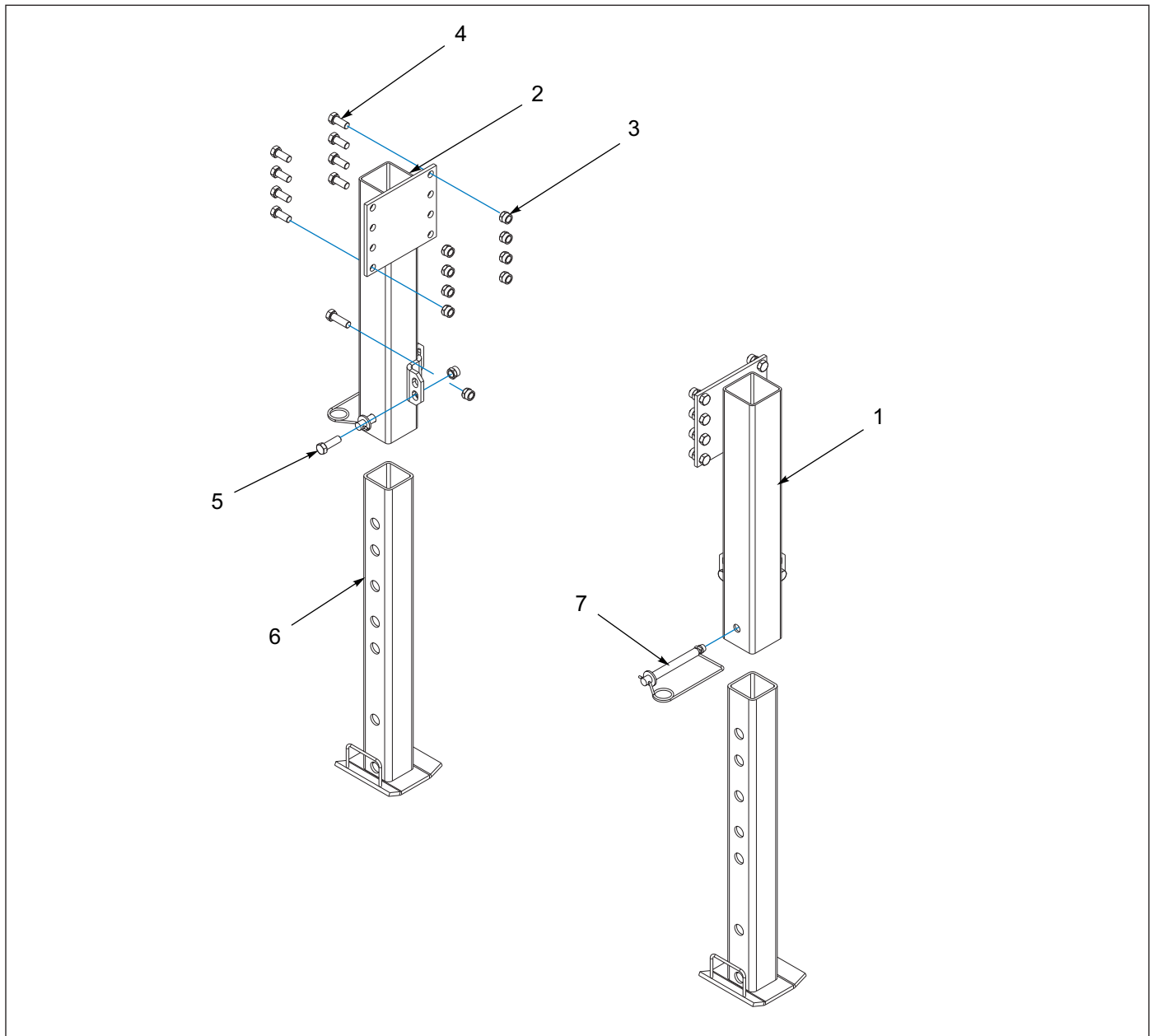


Figure 1-45: Bolt-On Park Stand

Bolt-On Park Stand

ITEM	PART NO.	DESCRIPTION	QTY.
	104243	PARK STAND INSTL, PIN DROP	*
1	112678	PARK STD WLDMT,LH FRONT PIN	1
2	112679	PARK STD WLDMT,RH FRONT PIN	1
3	1-512-010005-13	NUT,HEX SLFLKG GRB 5/8-11	20
4	1-654-010059-03	SCREW 5/8-11UNCX1-1/2 HXCP G5	16
5	1-654-010059-05	SCREW,HEX CAP,5/8-11UNCX2 GR5	4
6	3-725-010058	STAND, PARK INSIDE WLDMT	2
7	346SL	LOCK HITCH PIN	2

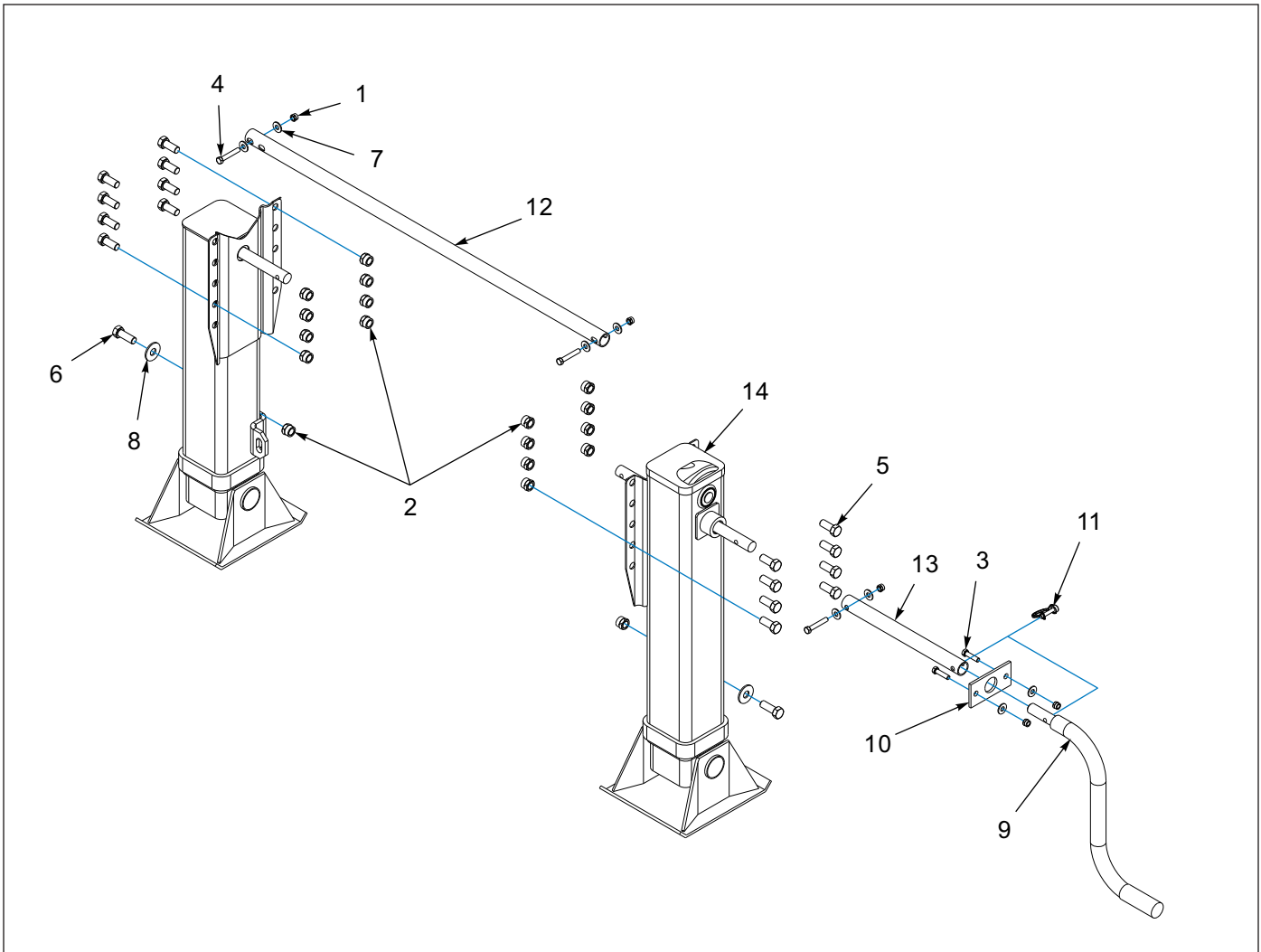


Figure 1-46: JOST 330

JOST 330

ITEM	PART NO.	DESCRIPTION	QTY.	
	112573	LANDING GEAR INSTL JOST 330	*	
	113887	LANDING GEAR JOST 330-DRP DK		*
1	1-512-010005-05	NUT, HEX, SLFLKG GRB 3/8-16	5	5
2	1-512-010005-13	NUT,HEX SLFLKG GRB 5/8-11	18	18
3	1-654-010051-07	SCREW,HEX CAP,3/8-16UNCX1-1/2	--	2
4	1-654-010051-10	SCREW,HX CP3/8-16X2-1/4 GR5	3	3
5	1-654-010059-03	SCREW 5/8-11UNCX1-1/2 HXCP G5	16	16
6	1-654-010059-04	SCREW,HEX CAP 5/8-11X1-3/4 G5	2	2
7	1-861-010032-11	WASHER, FLAT 3/8 W ZP/CD	8	8
8	1-861-010032-19	WASHER, FLAT 5/8 W ZP/CD	2	2
9	109161	HANDLE WLDMT CRANK MOD	1	1
10	111695	GUIDE,HANDLE,JOST GEAR,660	--	1
11	111859	PIN, 5/16X1-1/2,RD LOCKING	--	1
12	113883	CROSS-SHAFT LANDING GEAR 330	1	1
13	113888	TUBE,RD,EXTENSION 330	--	1
14	194880	LANDING GEAR WLDMT 2SP 317	1	1

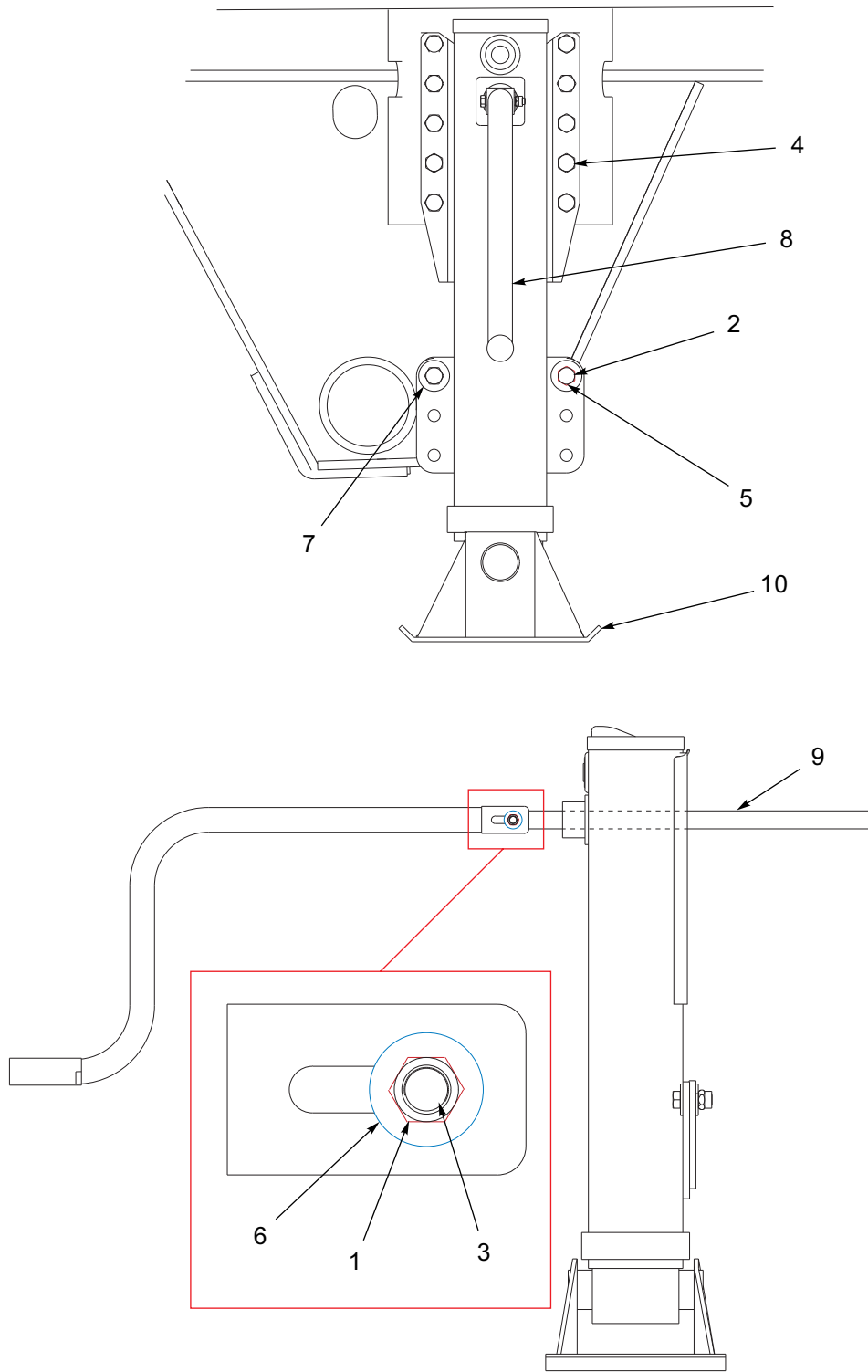


Figure 1-47: JOST 330HP

JOST 330HP

ITEM	PART NO.	DESCRIPTION	QTY.
	147955	LANDING GEAR INST-JOST 330HP (REF. ONLY)	*
1	1-512-010005-03	NUT HEX SLFLKG GRB 5/16-18	3
2	1-512-010005-05	NUT, HEX, SLFLKG GRB 3/8-16	24
3	1-654-010051-10	SCREW,HX CP3/8-16X2-1/4 GR5	3
4	1-654-010059-03	SCREW 5/8-11UNCX1-1/2 HXCP G5	20
5	1-654-010059-04	SCREW,HEX CAP 5/8-11X1-3/4 G5	4
6	1-861-010032-11	WASHER, FLAT 3/8 W ZP/CD	6
7	1-861-010032-19	WASHER, FLAT 5/8 W ZP/CD	8
8	109710	CRANK #C10592-4 17-3/4	1
9	113883	CROSS-SHAFT LANDING GEAR 330	1
10	147948	LANDING GEAR 2-SPEED JOST UNV	1

Air Digital Scales - Option

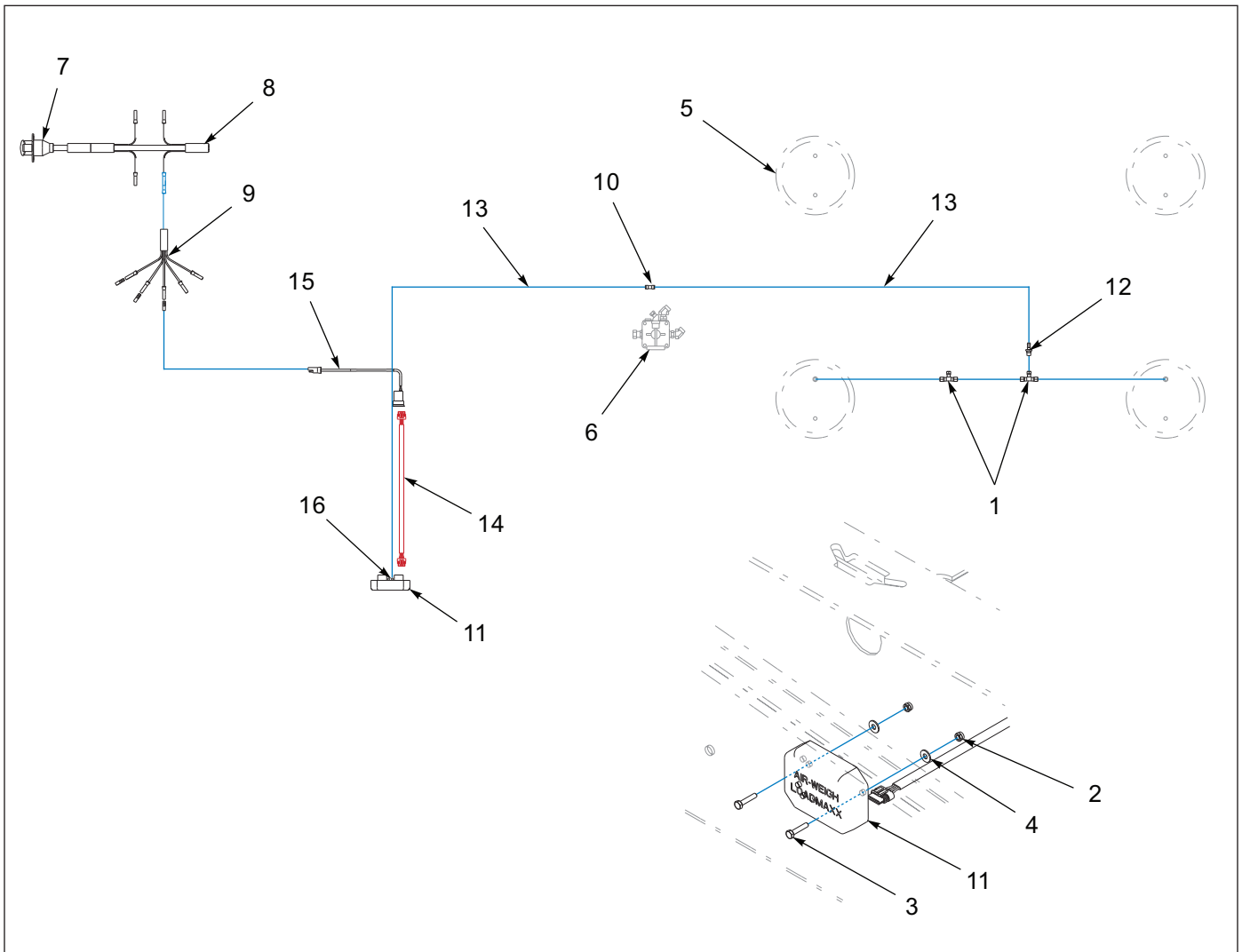


Figure 1-48: Loadmaxx System

Loadmaxx System

ITEM	PART NO.	DESCRIPTION	QTY.
	175358	SCALE INSTL QUICKLOAD(TRAVEL)	*
1	1-297-010010-04	FITTING,AIR,UN/TEE3/8X3/8X1/4	1
2	1-512-010005-01	NUT,HEX,SLFLKG GRB 1/4-20	REF
3	1-654-010047-07	SCREW,HX CP 1/4-20UNCX1-1/4G5	REF
4	1-861-010032-07	WASHER,FLAT 1/4 ZP	REF
5	103082	SUSP,AIR RLU A/R TANDEM 660	REF
6	141607	VALVE ASSY AIR BOOSTER	REF
7	143100	HARNESS 7WAY RECP GROTE	REF
8	143101	HARNESS FRONT MAIN GROTE	REF
9	150093	HARNESS 5 AUX BRANCHES GROTE	REF
10	175359	UNION AIR HOSE 1/4 O.D. POLY	1
11	175360	SCALE AIR LOADMAXX (TRAV AXLE)	1
12	180221	HOSE BARB FITTING	REF
13	175365	AIR LINE 1/4 OD POLY	REF

Loadmaxx System

ITEM	PART NO.	DESCRIPTION	QTY.
14	218059	CABLE INTERFACE 18" POWER	REF
15	175364	CABLE, POWER, GROTE CONN, LM	REF
16	175363	SPRING HOSE CLAMP 1/4 OD	REF

Bulkhead - Option

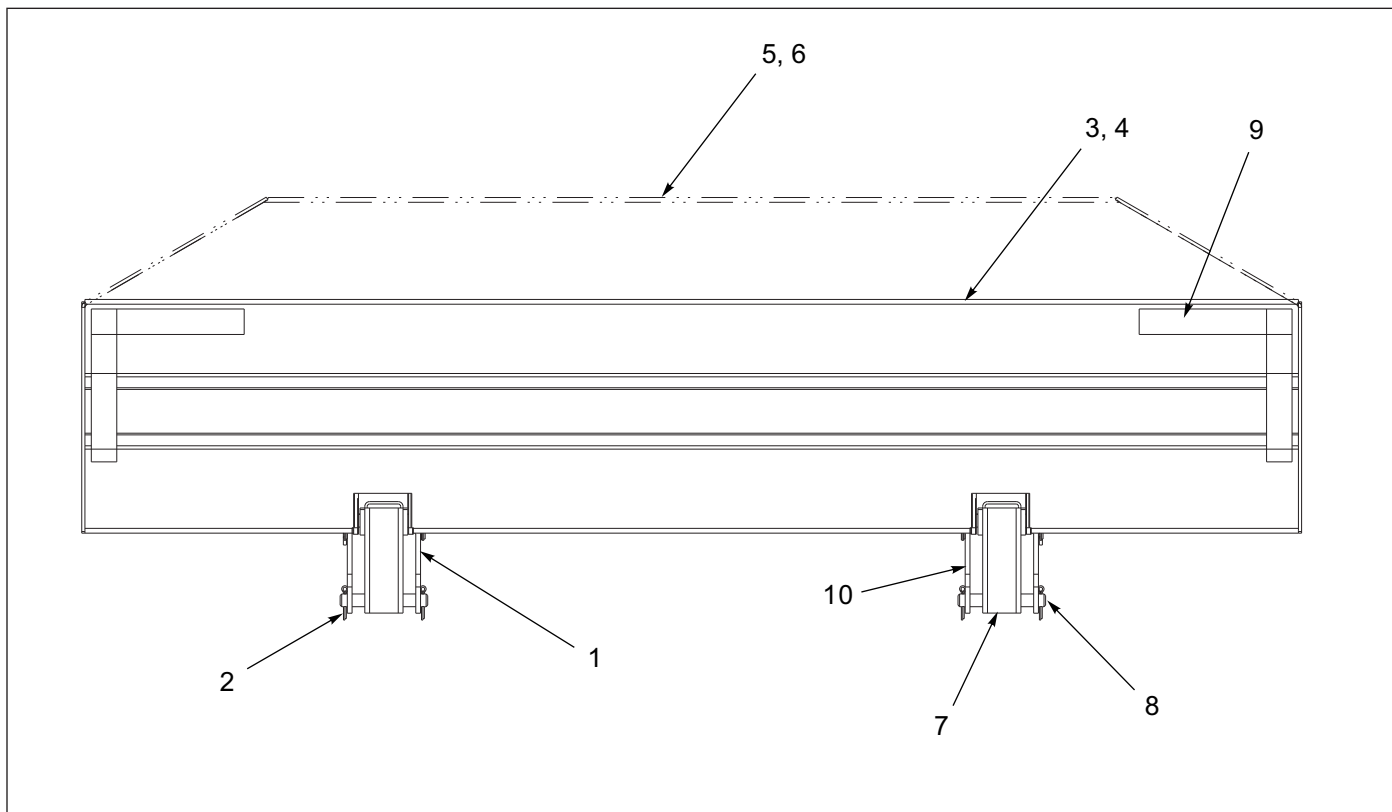


Figure 1-49: Two Position Bulkhead

Two Position Bulkhead

ITEM	PART NO.	DESCRIPTION	QTY.			
	3-141-010123-1	BULKHEAD INSTL 16X96/2 POSN	*			
	3-141-010123-2	BULKHEAD INSTL 16X102/2 POSN	*			
	3-141-010123-3	BULKHEAD INSTL 16/24X96 2POS	*			
	3-141-010123-4	BULKHEAD INSTL 16X24 2POSN	*			
1	1-557-010014	PIN, HAIR 1/4 DIA	2	2	2	2
2	1-557-010362-63	PIN,COTTER 1/4X2 ZP	10	10	10	10
3	3-141-010118	BULKHEAD WLDMT 16X96	1	--	--	--
4	3-141-010119	BULKHEAD WLDMT 16X102	--	1	--	--
5	3-141-010147	BULKHEAD WLDMT 16/24X102 2POS	--	--	--	1
6	3-141-010151	BULKHEAD WLDMT 16/24X96 2POSN	--	--	1	--
7	3-482-010249	MOUNT, WLDMT, BULKHEAD	REF	REF	REF	REF
8	3-557-010380	PIN, SUPPORT BULKHEAD	6	6	6	6
9	3-573-010378	DECAL,2" REFLEXITE TAPE,WHITE	4	4	4	4
10	3-755-010080	SUPPORT WLDMT, BULKHEAD	2	2	2	2

Engine - Options

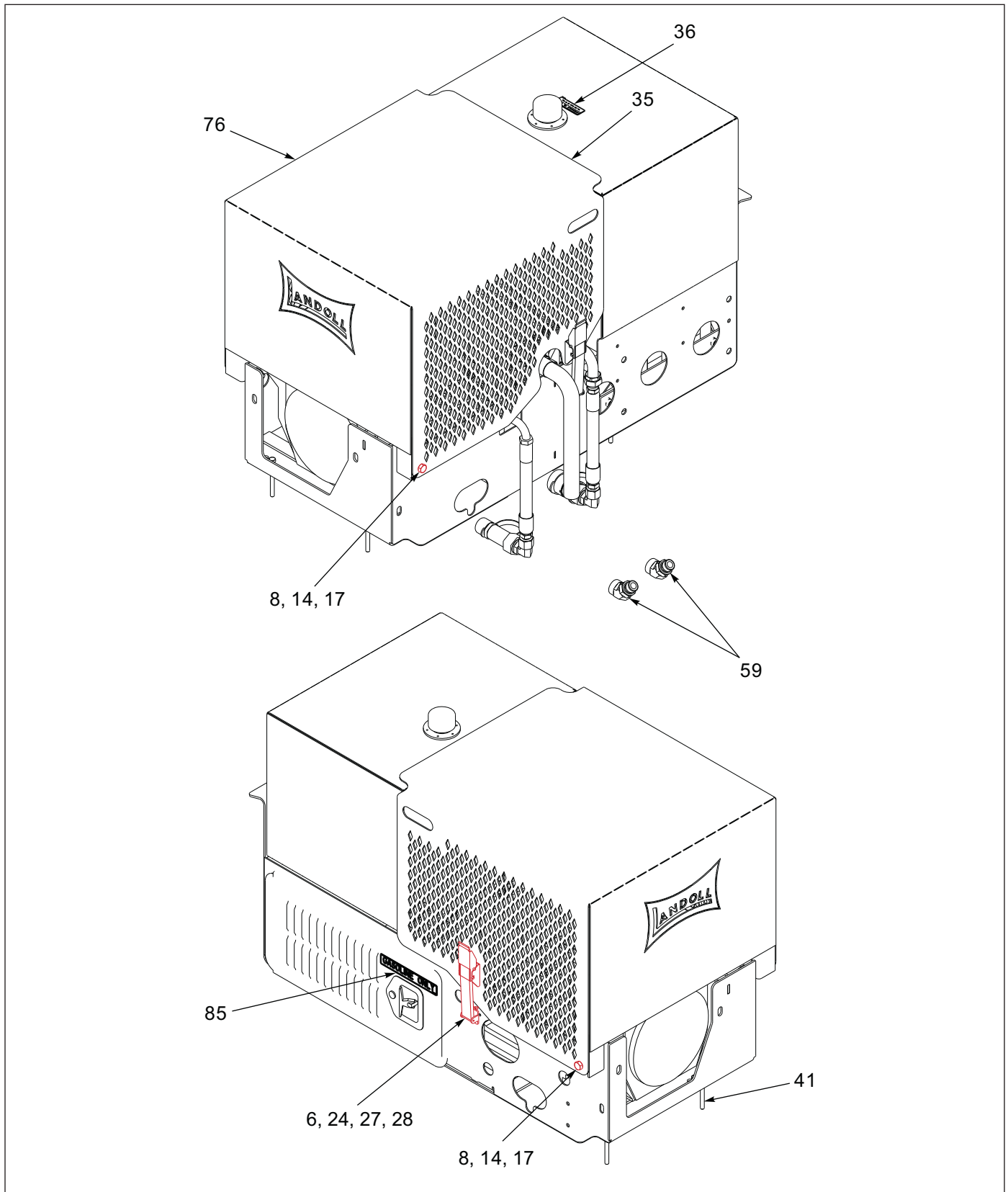


Figure 1-50: Engine - 25 HP Upper Deck Package (1 of 4)

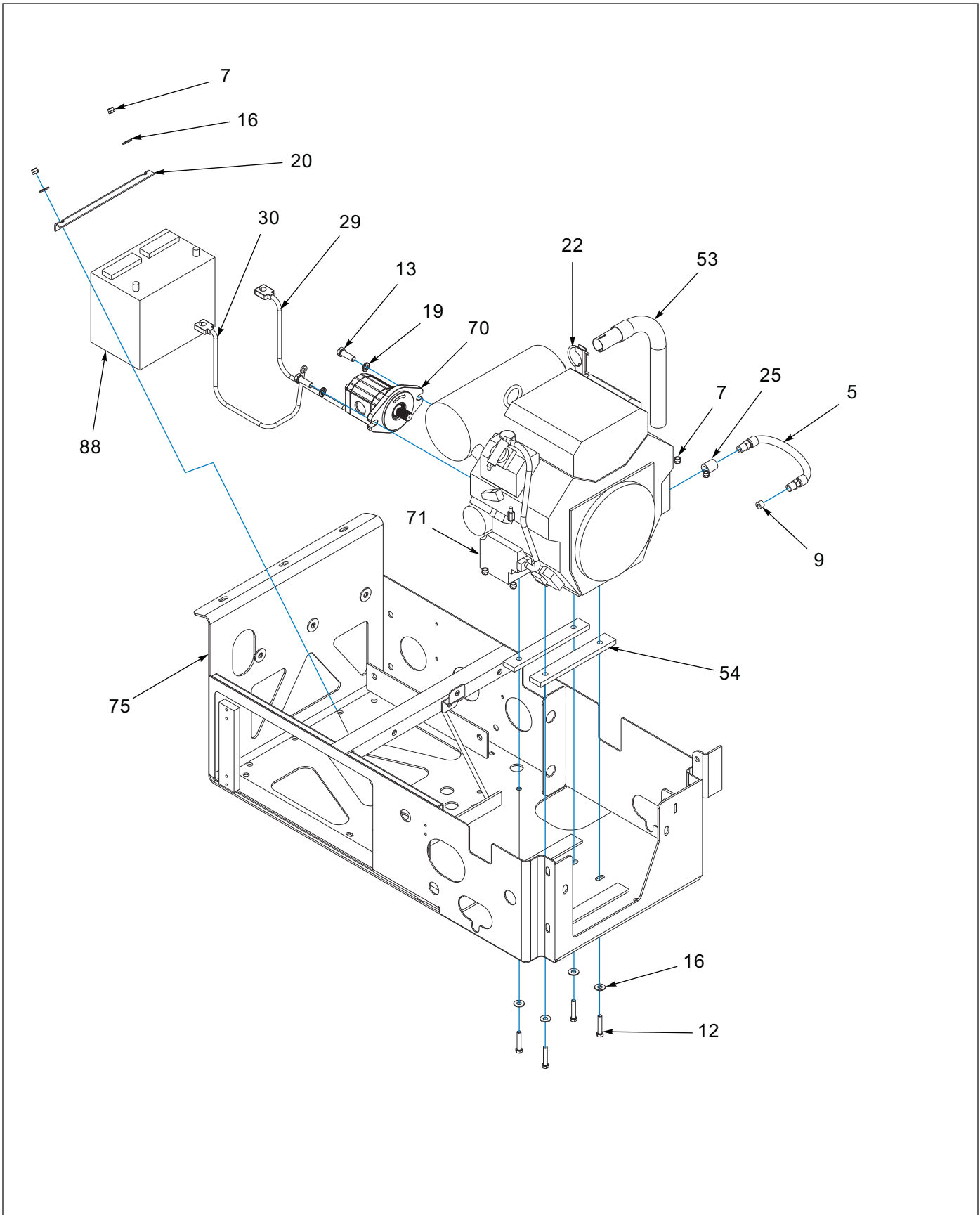


Figure 1-51: Engine - 25 HP Upper Deck Package (2 of 4)

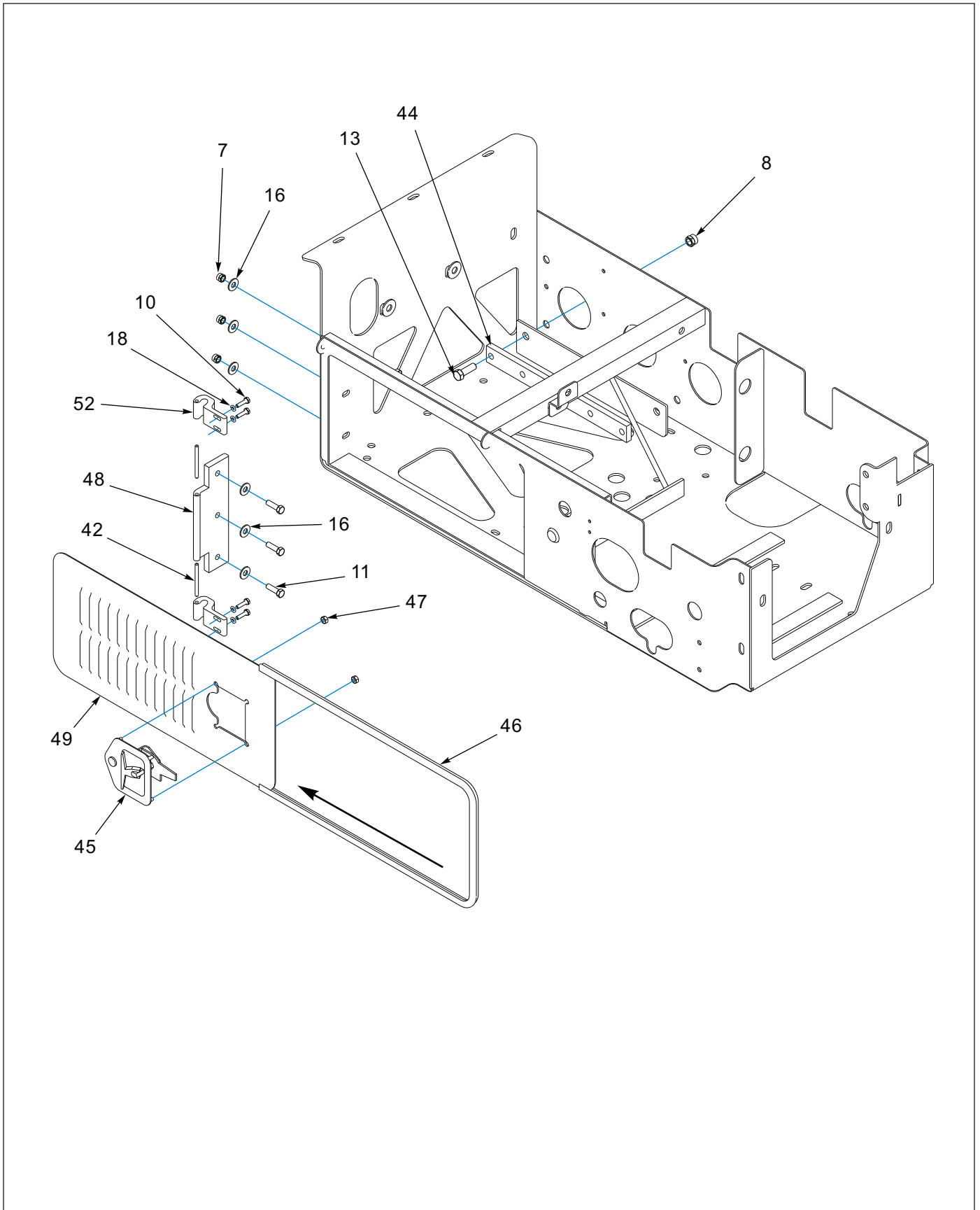


Figure 1-52: Engine - 25 HP Upper Deck Package (3 of 4)

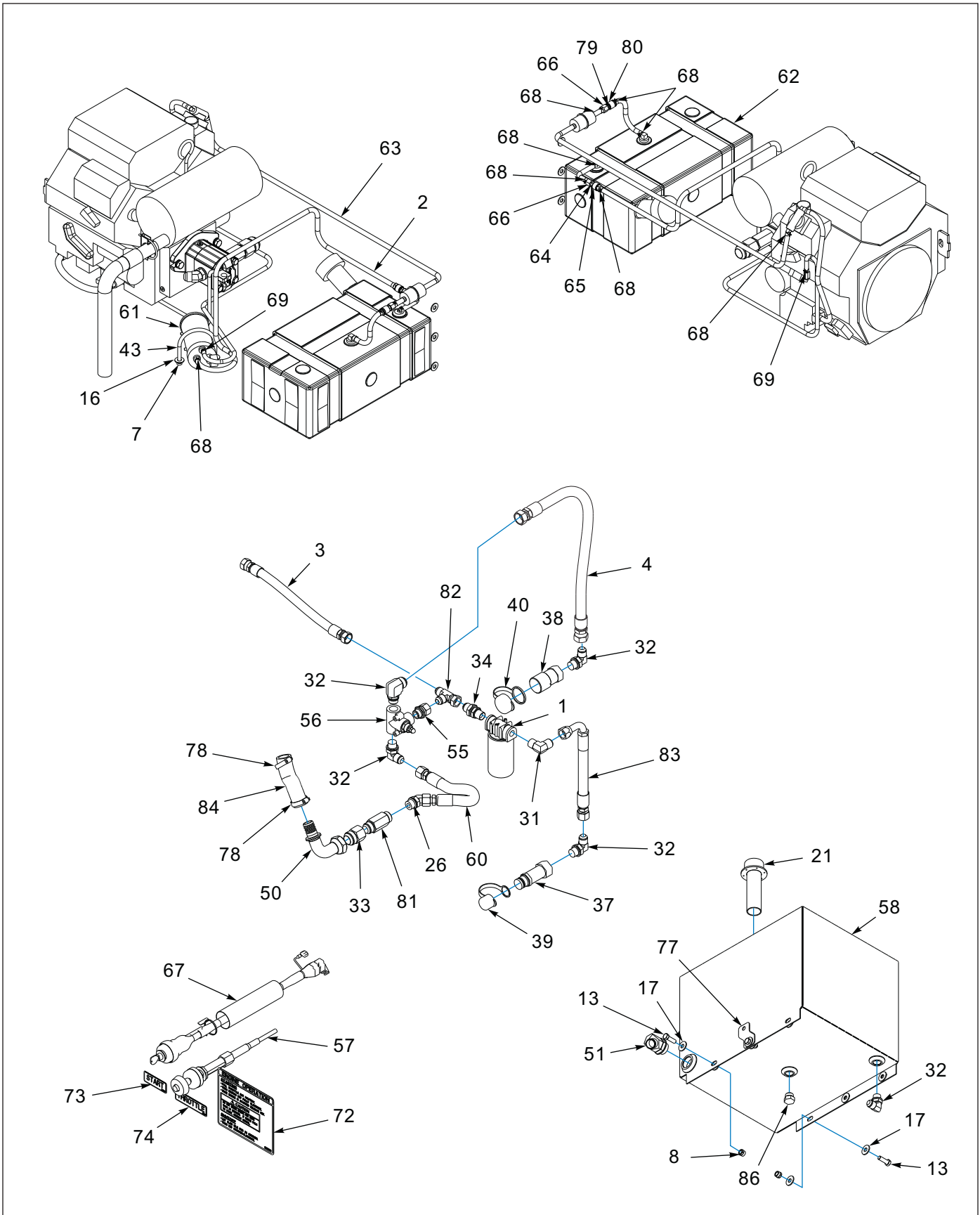


Figure 1-53: Engine - 25 HP Upper Deck Package (4 of 4)

Engine - 25 HP Upper Deck Package

ITEM	PART NO.	DESCRIPTION	QTY.
	189360	ENG PKG 25HP GAS EFI	*
1	1-295-010001	FILTER, RETURN LINE	1
2	1-316-010013	HOSE, 1/4 LOW PRESSURE FUEL	5
3	1-397-010304018	HOSE ASSY, 3/4X18, SAE37, STR-ST	1
4	1-397-010304060	HOSE ASSY, 3/4X60, SAE37, STR-ST	1
5	1--397-010312032	HOSE ASSY, 3/8X32, 3/8 MPT ENDS	1
6	1-512-010004-03	NUT, HEX, SLFLK 10-24UNC, GRA	8
7	1-512-010005-05	NUT, HEX, SLFLKG GRB 3/8-16	15
8	1-512-010005-09	NUT, HEX, SLFLKG, 1/2-13 GRB	10
9	1-560-010002-03	PLUG, PIPE, 3/8NPTF	1
10	1-654-010047-06	SCREW, HX CP 1/4-20UNCX1 GR5	4
11	1-654-010051-06	SCREW, HEX CAP 3/8-16UNCX1-1/4	3
12	1-654-010051-09	SCREW, HEX CAP, 3/8-16UNCX2 GR5	6
13	1-654-010055-03	SCREW, HEX CAP, 1/2-13UNCX1-1/2	10
14	1-654-010055-13	SCREW, HEX CAP, 1/2-13UNCX4 GR5	2
15	1-822-010002	TRIM-LOK 3/16	6
16	1-861-010032-11	WASHER, FLAT 3/8 W ZP/CD	22
17	1-861-010032-15	WASHER, FLAT 1/2 W ZP/CD	20
18	1-861-010034-09	WASHER, LKG HLCL SPR, 1/4	4
19	1-861-010034-13	WASHER, LKG HLCL SPR, 1/2	2
20	3-120-010124	BATTERY CLAMP BRKT	1
21	3-162-010001	FILLER BREATHER STRAINER ASSY	1
22	3-182-010028	CLAMP MUFFLER	1
23	3-316-010008	3/16 ID FUEL HOSE	3
24	3-443-010018	LATCH, FLEX DRAW, LEVER ASSIST	2
25	3-8P COUPL	3/8 BLK PIPE COUPLING	1
26	40-0667-02	ELBOW, 45,, ST-37 12-12	1
27	110-0116	SCREW RD HD CAP 10-24X3/4	8
28	110-0253	WASHER, FLAT 3/16 STD	8
29	512-9045-30	CABLE ASSY BATTERY	1
30	514-9073-30	CABLE ASSY BATTERY	1
31	2024-12-12S	ADAPTER 90 3/4MPT X3/4M JIC	1
32	2062-1212S	ADAPTER, 90, #12 O-RINGX#12TUBE	5
33	2215-16-20S	ADAPTER-16JIC-20JIC STR	1
34	2240-12-12S	ADAPTER, BLKHD, 3/4NPT-3/4TBE	1
35	10030	SEAL, BAR STOCK-NEOPRENE SPNG	2
36	10109	DECAL, HYDRAULIC FLUID ONLY	1
37	105479	COUPLER FLAT FACE MALE NOSE	1
38	105480	COUPLER FLAT FACE FEMALE BODY	1
39	105481	COUPLER DUST CAP MALE	1
40	105482	COUPLER DUST CAP FEMALE	1
41	108295	SCREW, HX CP 3/8-16UNCX4 GR5	2
42	108601	PIN, DOOR HINGE	2
43	110578	U-BOLT, 3/8-16 x 3-1/8 x 4-1/8	1
44	113856	MOUNT, ENG ISOLATOR, KOHLERCH25	1
45	114814	LATCH FOLDING T LOCKABLE	1
46	114815	SEAL, SPONGE RUBBER TRIM	5
47	115877	NUT HVY HEX 1/4-20 GR5	4

Engine - 25 HP Upper Deck Package

ITEM	PART NO.	DESCRIPTION	QTY.
48	116326	HINGE,BASE MNT, COM ENG PKG	1
49	116328	MOUNT,DOOR WLDMT,COM ENG PKG	1
50	116330	FITTING 1.25F 37-1.25 BARB 90	1
51	117873	FITTING,1.63-12 SAE-1 25H/B45	1
52	119206	HINGE, DOOR ENG DRV, 25HP	2
53	119445	EXHAUST EXT WLDMT 25HP E/P	1
54	120659	ISOLATOR, KOHLER 25HP MOUNT	2
55	120660	ADAPTER #12-O/RFEM-12#FL M	1
56	120661	VALVE,HYD PRES,#12SAE,2500P	1
57	128774	CABLE, THROTTLE 40'	1
58	129264	HYD TANK WLDMT, 30G E/P	1
59	138209	ADAPTER HYD 45#12 MALE-FEMORB	2
60	143850	HOSE ASSY 3/4X35OAL #12F JIC	1
61	166766	CARBON CANISTER,FUEL TANK,GAS	1
62	169531	TANK,FUEL PLSTC,6 GAL,LOW PERM	1
63	169532	HOSE, FUEL,1/4 LOW PERM, CARB	5
64	170109	FITTING,1/4MPT TO MALE QD,FORC	1
65	107110	BRACKET, HITCH CT816	1
66	173860	FITTING,1/4 HOSE BARBX1/4 FNPT	2
67	178428	SWITCH/HARNESS ASSY KOHLER UD	1
68	178638	SPRING CLAMP, 1/2"OD FUEL HOSE	8
69	179090	SPRING CLAMP,7/16"OD FUEL HOSE	2
70	186811	PUMP HYDRAULIC GEAR 0.77CID	1
71	189308	ENGINE,KOHLER,25HP,EFI,PUMP	1
72	189309	DECAL,EFI ENG PKG INSTR	1
73	189310	DECAL, START, ENG PKG	1
74	189311	DECAL, THROTTLE, ENG PKG	1
75	189361	WLDMT,ENG PKG MT, 25HP EFI	1
76	189364	WLDMT,HOOD,ENG PKG,25HP EFI	1
77	189369	PLATE,FUEL HOSE CLAMP	1
78	193904	HOSE, 1-1/4 X 7-1/2, SUCTION	1
79	202225	FITTING 1/4 MNPT/MALE QD	1
80	202226	FITTING5/16 HOSEBARB/FEMALE QD	1
81	202713-16-16S	ADAPTER-160-RING-16JIC STR	1
82	203102-12-12S	ADAPTER,TEE, #12, SAE37 SWIVL	1
83	205712	HOSE ASSY 3/4 X 60,#12 SAE 37	1
84	209878	HOSE CLAMP T-BOLT25/32 X 1-3/4	2
85	218046	DECAL GASOLINE ONLY	1
86	900598-12S	PLUG, O-RING BOSS #12	1
87	1410792	OIL, ENGINE 10W-30	REF
88	2481X	BATTERY 12 VOLT	REF

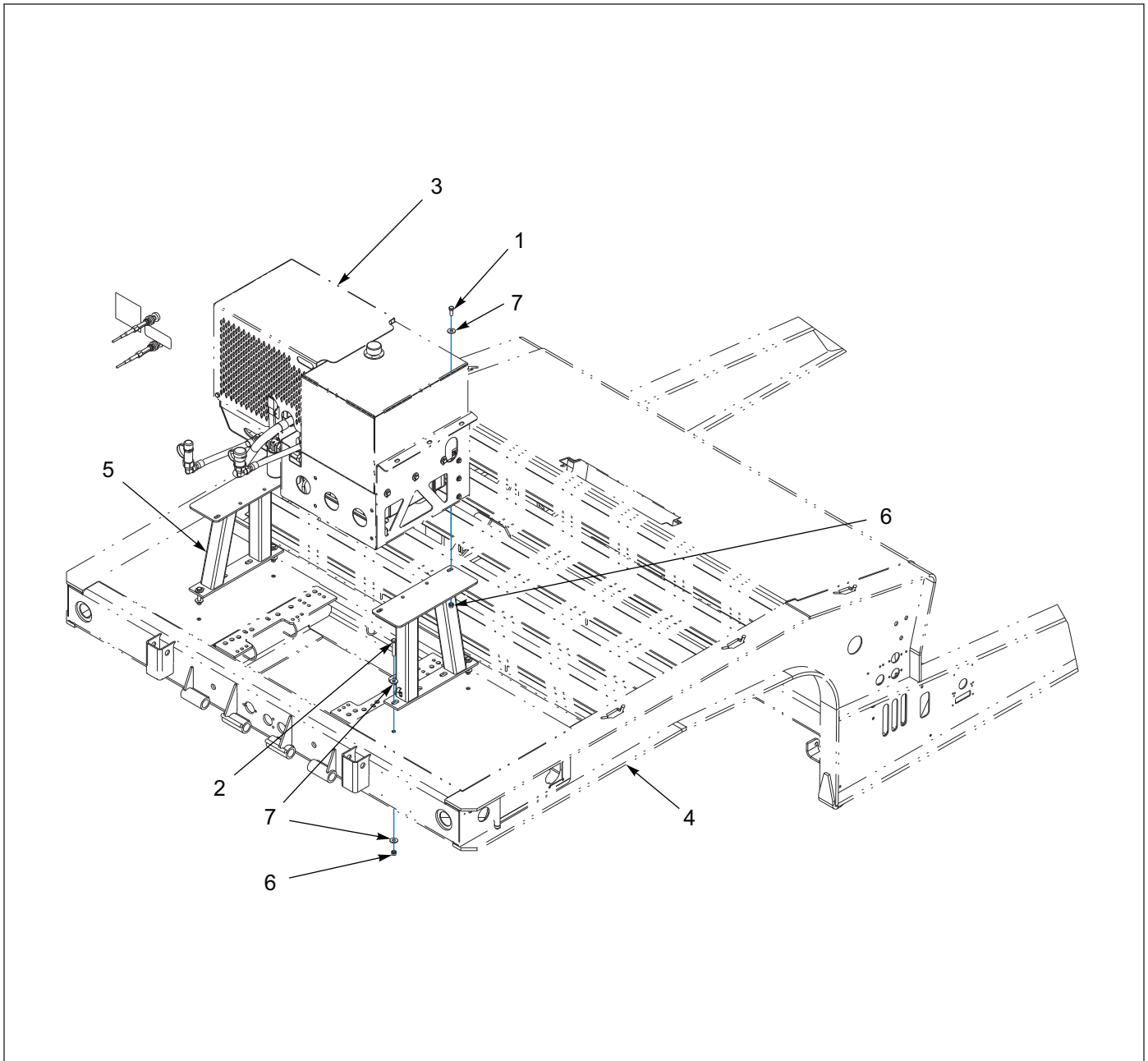


Figure 1-54: Engine - Upper Deck Stand Installation

Engine - Upper Deck Stand Installation

ITEM	PART NO.	DESCRIPTION	QTY.
	136578	UPPER DECK STAND INSTALLATION	*
1	1-654-010055-02	SCREW, HEX HEAD CAP 1/2-13 X 1-1/4 GR5	4
2	1-654-010055-09	SCREW, HEX HEAD CAP 1/2-13 X 3 GR5	4
3	123166	ENGINE PACKAGE, 25 HP GAS (SEE PAGE 1-90)	REF
4	----	UPPER DECK FRAME WELDMENT	REF
5	134857	MOUNT WELDMENT, ENGINE PACKAGE	2
6	1-512-010005-09	NUT, HEX LOCK 1/2-13 GRB	8
7	1-861-010032-15	WASHER, FLAT 1/2W	16

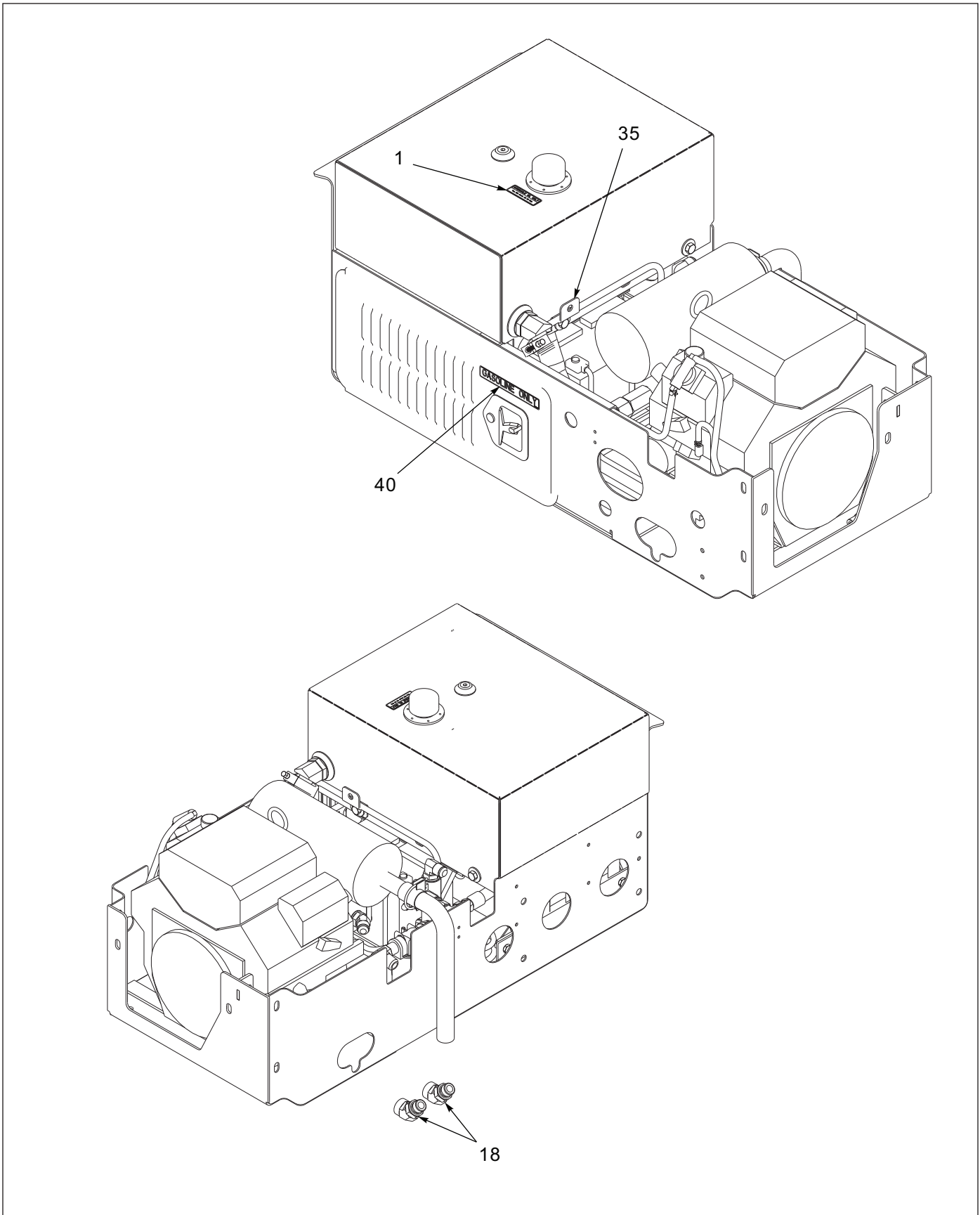


Figure 1-55: Engine Package - 25HP - 15 Gallon (1 of 4)

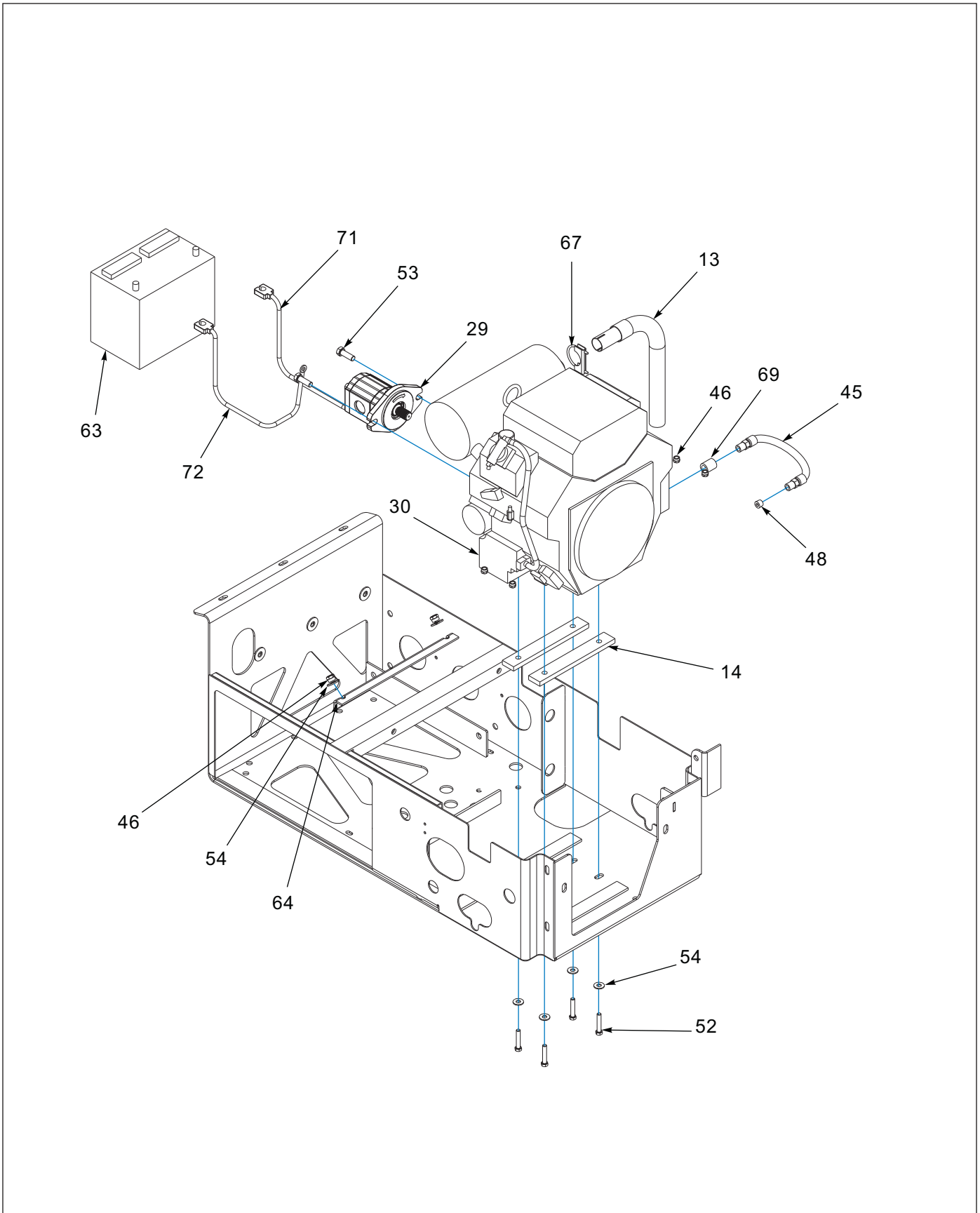


Figure 1-56: Engine Package - 25HP - 15 Gallon (2 of 4)

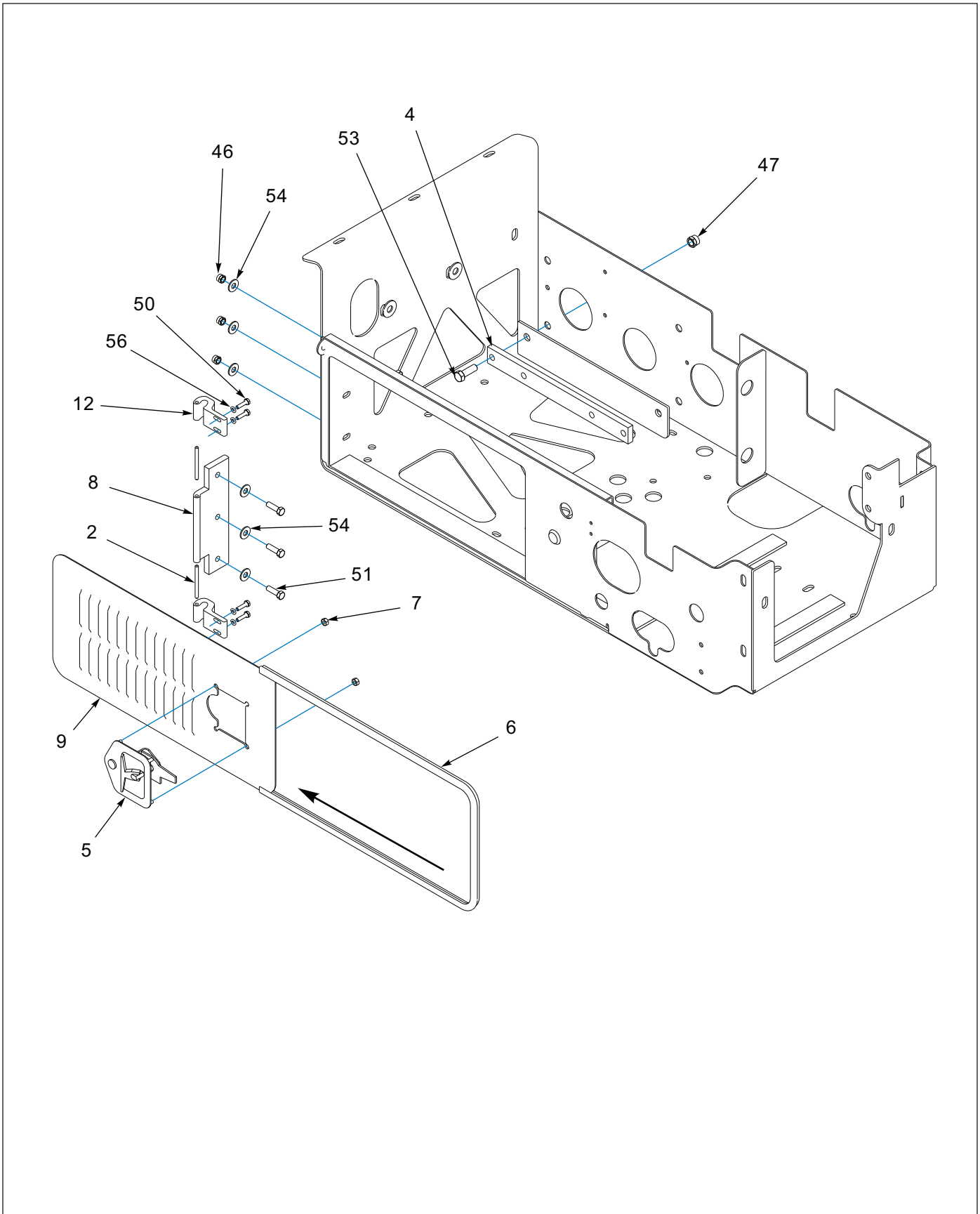


Figure 1-57: Engine Package - 25HP - 15 Gallon (3 of 4)

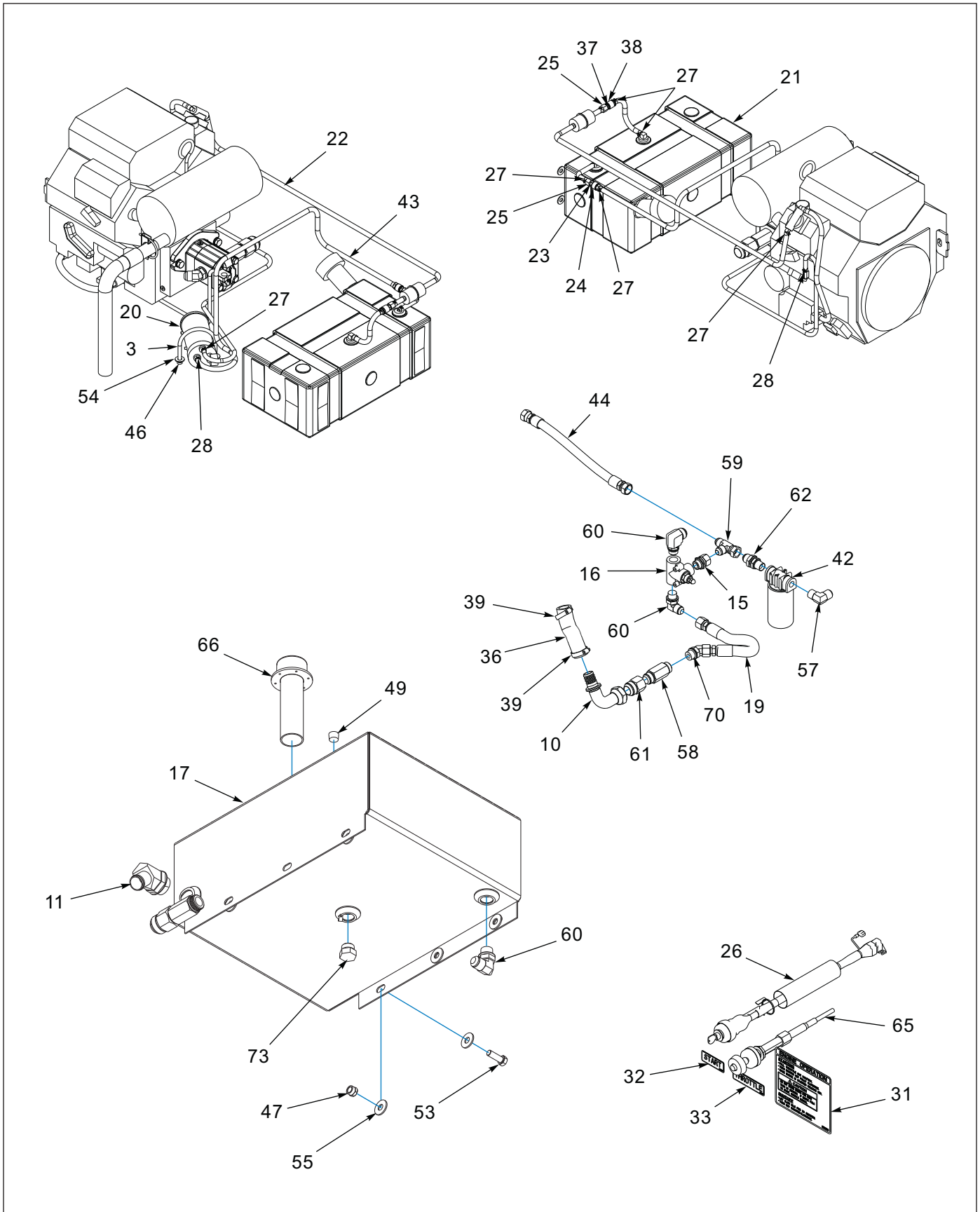


Figure 1-58: Engine Package - 25HP - 15 Gallon (4 of 4)

Engine Package - 25HP - 15 Gallon

ITEM	PART NO.	DESCRIPTION	QTY.
	189370	ENG PKG 25 HP EFI 15 GAL	*
1	10109	DECAL, HYDRAULIC FLUID ONLY	1
2	108601	PIN, DOOR HINGE	2
3	110578	U-BOLT, 3/8-16 x 3-1/8 x 4-1/8	1
4	113856	MOUNT,ENG ISOLATOR,KOHLERCH25	1
5	114814	LATCH FOLDING T LOCKABLE	1
6	114815	SEAL, SPONGE RUBBER TRIM	5
7	115877	NUT HVY HEX 1/4-20 GR5	4
8	116326	HINGE,BASE MNT, COM ENG PKG	1
9	116328	MOUNT,DOOR WLDMT,COM ENG PKG	1
10	116330	FITTING 1.25F 37-1.25 BARB 90	1
11	117873	FITTING,1.63-12 SAE-1 25H/B45	1
12	119206	HINGE, DOOR ENG DRV, 25HP	2
13	119445	EXHAUST EXT WLDMT 25HP E/P	1
14	120659	ISOLATOR, KOHLER 25HP MOUNT	2
15	120660	ADAPTER #12-O/RFEM-12#FL M	1
16	120661	VALVE,HYD PRES,#12SAE,2500P	1
17	120662	HYD TANK WLDMT, 15G E/P	1
18	138209	ADAPTER HYD 45#12 MALE-FEMORB	2
19	143850	HOSE ASSY 3/4X35OAL #12F JIC	1
20	166766	CARBON CANISTER,FUEL TANK,GAS	1
21	169531	TANK,FUEL PLSTC,6 GAL,LOW PERM	1
22	169532	HOSE, FUEL,1/4 LOW PERM, CARB	5
23	170109	FITTING,1/4MPT TO MALE QD,FORC	1
24	170110	FITTING,5/16BARB TO FE QD,FORC	1
25	17860	FITTING,1/4 HOSE BARBX1/4 FNPT	2
26	178428	SWITCH/HARNESS ASSY KOHLER UD	1
27	178638	SPRING CLAMP, 1/2"OD FUEL HOSE	8
28	179090	SPRING CLAMP,7/16"OD FUEL HOSE	2
29	186811	PUMP HYDRAULIC GEAR 0.77CID	1
30	189308	ENGINE,KOHLER,25HP,EFI,PUMP	1
31	189309	DECAL,EFI ENG PKG INSTR	1
32	189310	DECAL, START, ENG PKG	1
33	189311	DECAL, THROTTLE, ENG PKG	1
34	189361	WLDMT,ENG PKG MT, 25HP EFI	1
35	189369	PLATE,FUEL HOSE CLAMP	1
36	193904	HOSE, 1-1/4 X 7-1/2, SUCTION	1
37	202225	FITTING 1/4 MNPT/MALE QD	1
38	202226	FITTING5/16 HOSEBARB/FEMALE QD	1
39	209878	HOSE CLAMP T-BOLT25/32 X 1-3/4	2
40	218046	DECAL GASOLINE ONLY	1
41	1410792	OIL, ENGINE 10W-30	REF
42	1-295-010001	FILTER, RETURN LINE	1
43	1-316-010013	HOSE,1/4 LOW PRESSURE FUEL	5
44	1-397-010304018	HOSE ASSY,3/4X18,SAE37,STR-ST	1
45	1-397-010312032	HOSE ASSY,3/8X32,3/8 MPT ENDS	1
46	1-512-010005-05	NUT, HEX, SLFLKG GRB 3/8-16	11
47	1-512-010005-09	NUT,HEX,SLFLKG, 1/2-13 GRB	7

Engine Package - 25HP - 15 Gallon

ITEM	PART NO.	DESCRIPTION	QTY.
48	1-560-010002-03	PLUG, PIPE, 3/8NPTF	1
49	1-560-010002-04	PLUG, PIPE, 1/2NPT	1
50	1-654-010047-06	SCREW,HX CP 1/4-20UNCX1 GR5	4
51	1-654-010051-06	SCREW,HEX CAP 3/8-16UNCX1-1/4	3
52	1-654-010051-09	SCREW,HEX CAP,3/8-16UNCX2 GR5	4
53	1-654-010055-03	SCREW,HEX CAP,1/2-13UNCX1-1/2	9
54	1-861-010032-11	WASHER, FLAT 3/8 W ZP/CD	14
55	1-861-010032-15	WASHER, FLAT 1/2 W ZP/CD	10
56	1-861-*010034-09	WASHER, LKG HLCL SPR, 1/4	4
57	2024-12-12S	ADAPTER 90 3/4MPT X3/4M JIC	1
58	202713-16-16S	ADAPTER-160-RING-16JIC STR	1
59	203102-12-12S	ADAPTER,TEE, #12, SAE37 SWIVL	1
60	2062-12-12S	ADAPTER,90,#12 O-RINGX#12TUBE	3
61	2215-16-20S	ADAPTER-16JIC-20JIC STR	1
62	2240-12-12S	ADAPTER,BLKHD,3/4NPT-3/4TBE	1
63	2481X	BATTERY 12 VOLT	1
64	3-120-010124	BATTERY CLAMP BRKT	1
65	3-155-010012	CABLE THROTTLE	1
66	3-162-010001	FILLER BREATHER STRAINER ASSY	1
67	3-182-010028	CLAMP MUFFLER	1
68	3-316-010008	3/16 ID FUEL HOSE	3
69	3-8 COUPL	Record Not Found	1
70	40-0667-02	ELBOW,45,,ST-37 12-12	1
71	514-9045-30	CABLE ASSY BATTERY	1
72	514-9073-30	CABLE ASSY BATTERY	1
73	900598-12S	PLUG, O-RING BOSS #12	1

Options

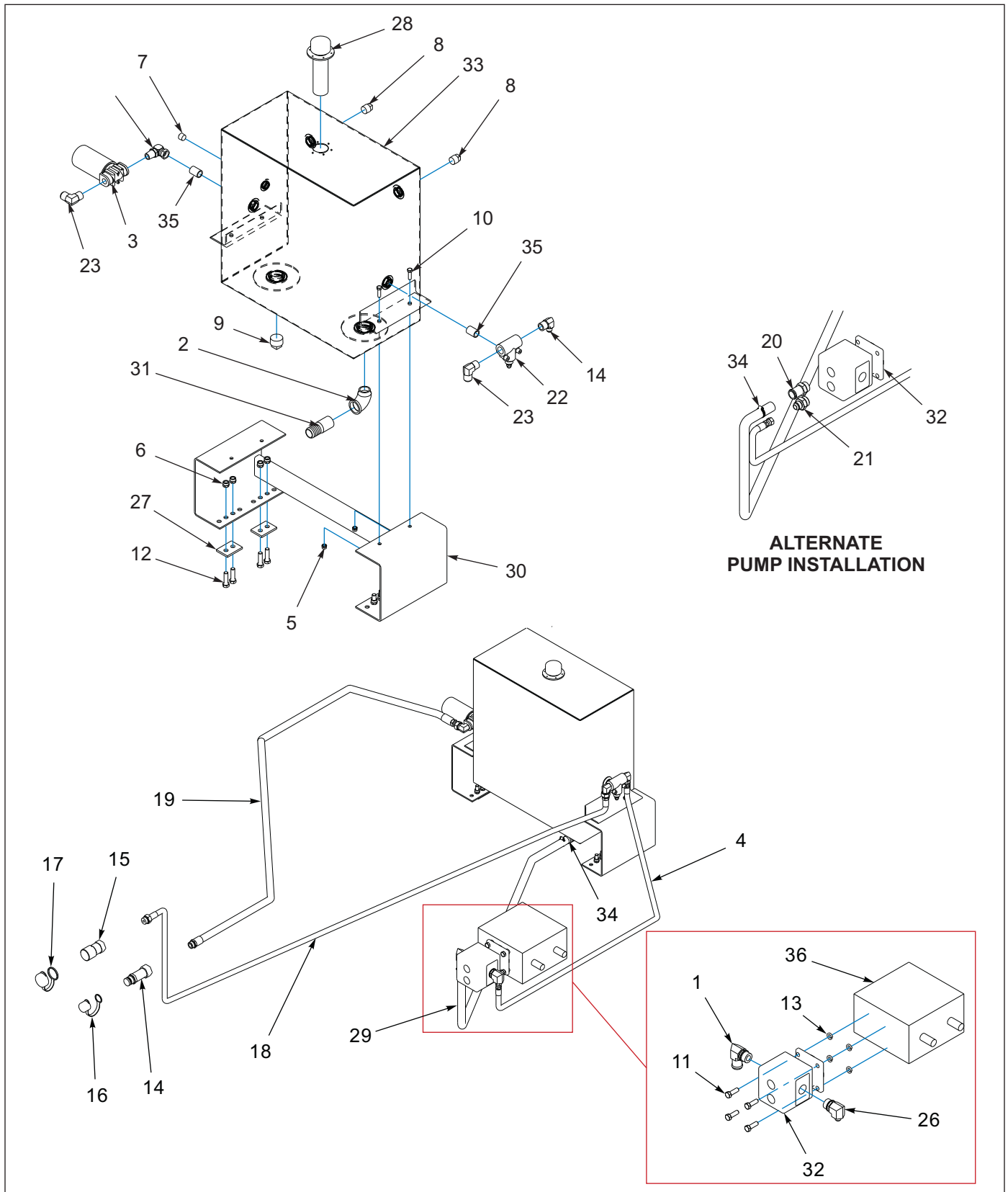


Figure 1-59: Hydraulic Wet Kit Items - 30 Gallon

Hydraulic Wet Kit Items - 30 Gallon

ITEM	PART NO.	DESCRIPTION	QTY.
	107498	HYDRAULIC WET KIT W/ PTO INSTALLED	*
	107499	HYDRAULIC WET KIT W/ PTO NOT INSTALLED	*
	107500	HYDRAULIC WET KIT W/O PTO NOT INSTALLED	*
1	1-007-010006	ELBOW 90, 1-5/16 O-RING 1-1/4 HOSE	1
2	1-1/4ST ELL	BLACK PIPE ELBOW 90 ST	1
3	1-295-010001	FILTER, RETURN	1
3	1-295-010002	FILTER ELEMENT	1
4	1-397-010301100	HOSE ASSEMBLY 1/2 X 100	1
5	1-512-010005-05	NUT, HEX LOCK 3/8-16 GRB	4
6	1-512-010005-09	NUT, HEX LOCK 1/2-13 GRB	8
7	1-560-010002-04	PIPE PLUG 1/2	1
8	1-560-010002-05	PIPE PLUG 3/4	2
9	1-560-010002-07	PLUG, BLACK PIPE 1-1/4 SQ HEAD	1
10	1-654-010051-06	SCREW, HEX HEAD CAP 3/8-16 X 1-1/4 GR5	4
11	1-654-010055-03	SCREW, HEX HEAD CAP 1/2-13 X 1-1/2 GR5	4
12	1-654-010055-04	SCREW, HEX HEAD CAP 1/2-13 X 1-3/4 GR5	8
13	1-861-010034-13	WASHER, SPLIT LOCK 1/2	4
14	105479	COUPLER, FLAT FACE MALE NOSE	1
15	105480	COUPLER, FLAT FACE FEMALE BODY	1
16	105481	COUPLER, DUST CAP MALE	1
17	105482	COUPLER, DUST CAP FEMALE	1
18	106759	HOSE ASSEMBLY 1/2 X 164	1
19	106760	HOSE ASSEMBLY 3/4 X 164	1
20	107513	ADAPTER	1
21	12-16 070120	ADAPTER	1
22	125130	RD12D HYD BY PASS SRDD	1
23	2024-12-12S	ADAPTER 90	2
24	2024-12-8S	ADAPTER, 90	1
25	2047-12-12S	ELBOW, 90 SWIVEL	1
26	2062-16-8S	ADAPTER, 90	1
27	3-120-010461	BRACKET, HYD TANK MOUNT SUPPORT	4
28	3-162-010001	FILLER-BREATH-ER-STRAINER ASSEMBLY	1
29	3-399-010001	HOSE, 1-1/4 SUCTION	8'
30	3-482-010503	TANK MOUNT	1
31	3-561-010001	HOSE BARB 1-1/4	1
32	3-591-010001	HYDRAULIC GEAR PUMP	1
33	3-786-010043	TANK, HYDRAULIC	1
34	6828	IDEAL HOSE CLAMP	2
35	C3069X12	NIPPLE, HEX	2
36	PTO	POWER TAKE OFF	REF

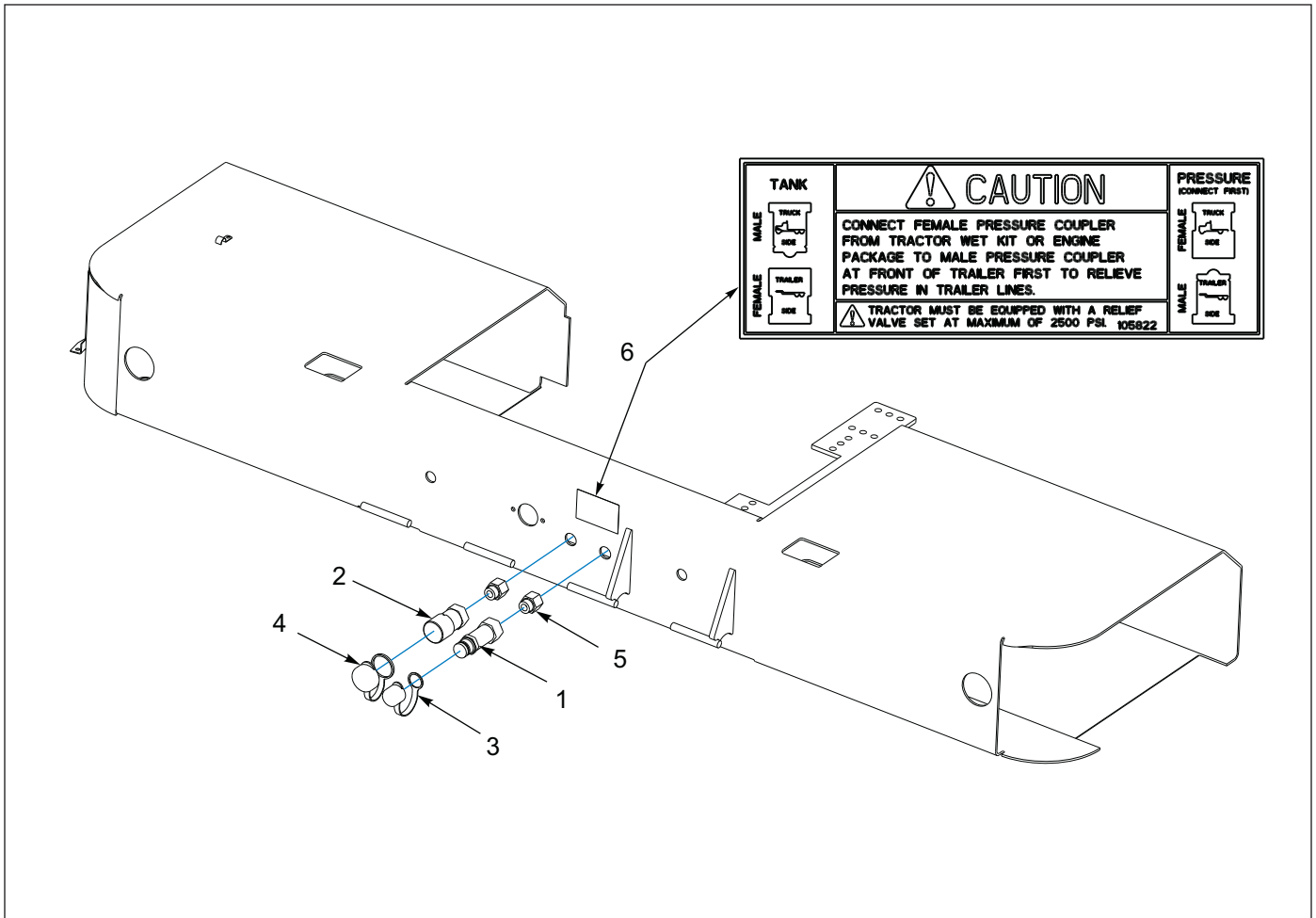


Figure 1-60: Hydraulic Conversion Kit - Ball to Flat

Hydraulic Conversion Kit - Ball to Flat

ITEM	PART NO.	DESCRIPTION	QTY.
	105902	HYDRAULIC CONVERSION KIT, BALL TO FLAT	*
1	105479	COUPLER, FLAT FACE MALE NOSE	1
2	105480	COUPLER, FLAT FACE FEMALE BODY	1
3	105481	COUPLER, DUST CAP MALE	1
4	105482	COUPLER, DUST CAP FEMALE	1
5	2216-12-12S	INTERNAL PIPE O-RING BOSS	2
6	105822	DECAL, HYD COUPLER	1

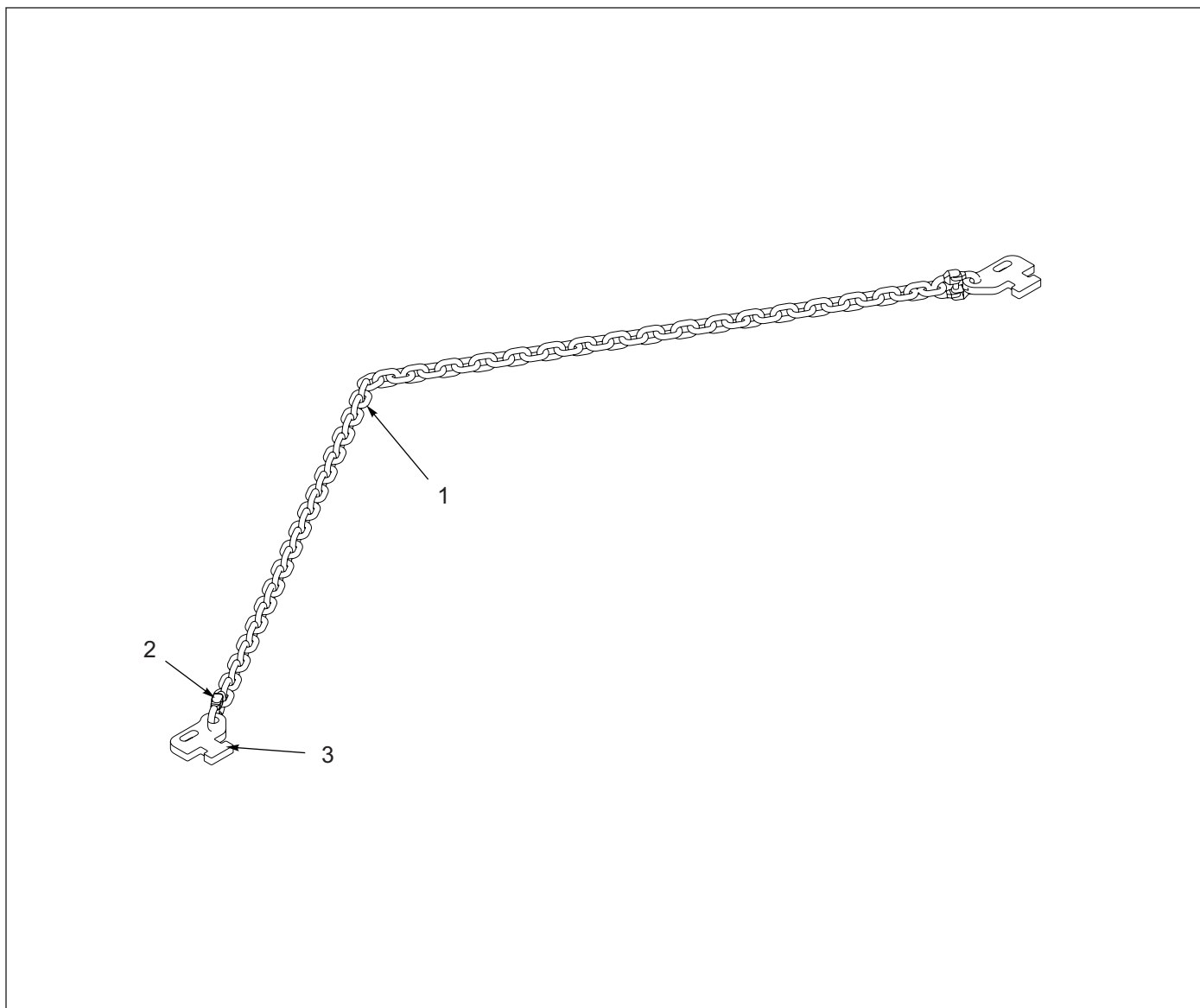


Figure 1-61: Container Bridle

Container Bridle

ITEM	PART NO.	DESCRIPTION	QTY.
	135316	CHAIN ASSY CONTAINER LOAD	*
1	3-174-010039	CHAIN 1/2" GRD 7	1
2	3-174-010038	CHAIN LINK CONNECTING 1/2	2
3	128480	PLATE, CONTAINER CONNECT, 340	2

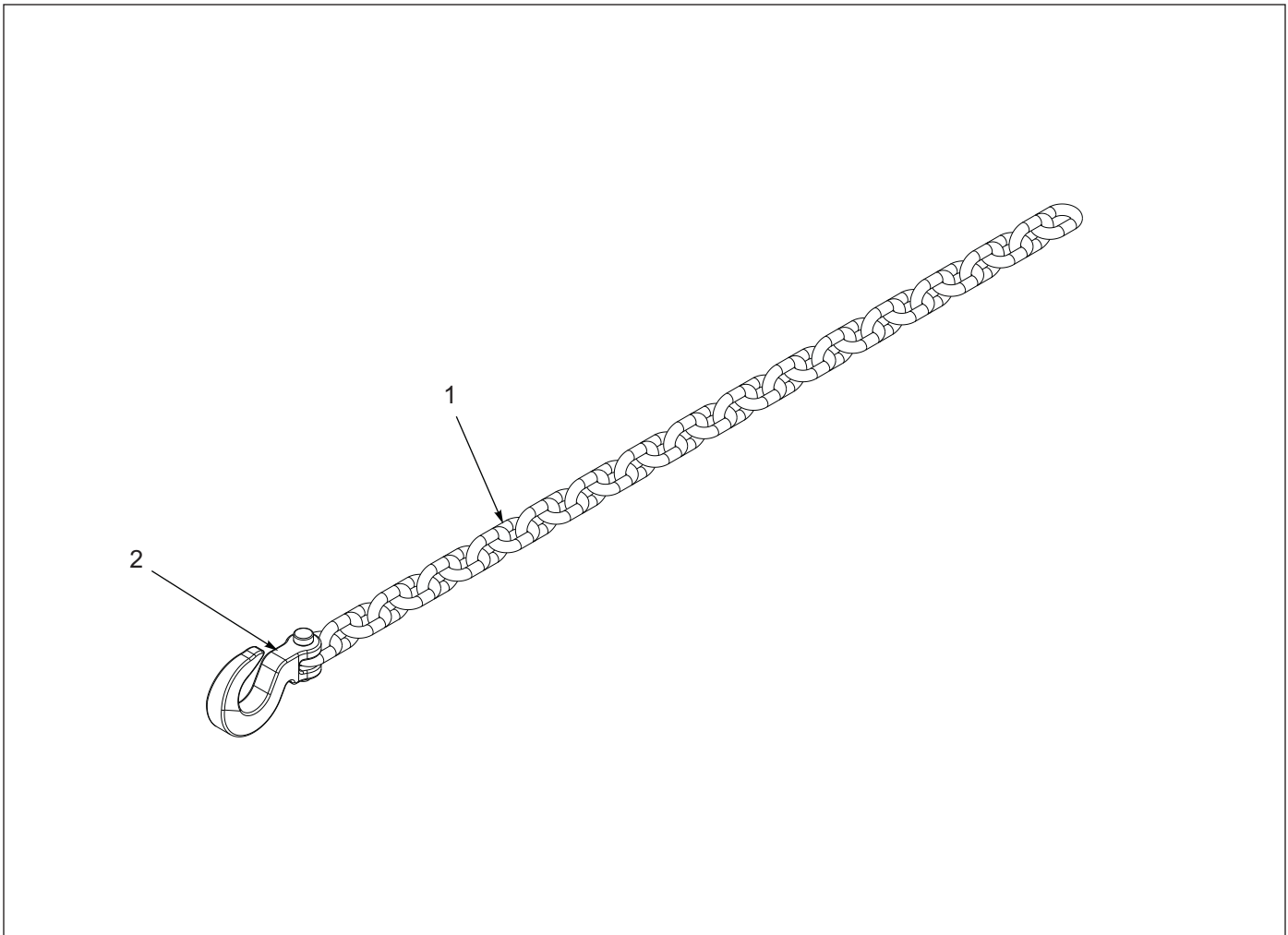


Figure 1-62: Hook and Chain

Hook and Chain

ITEM	PART NO.	DESCRIPTION	QTY.
	129938	CHAIN AND HOOK ASSY	*
1	3-174-010039	CHAIN 1/2" GRD 7	REF
2	7HCGHT500	HOOK CLEVIS GRAB 1/2 GR70	1

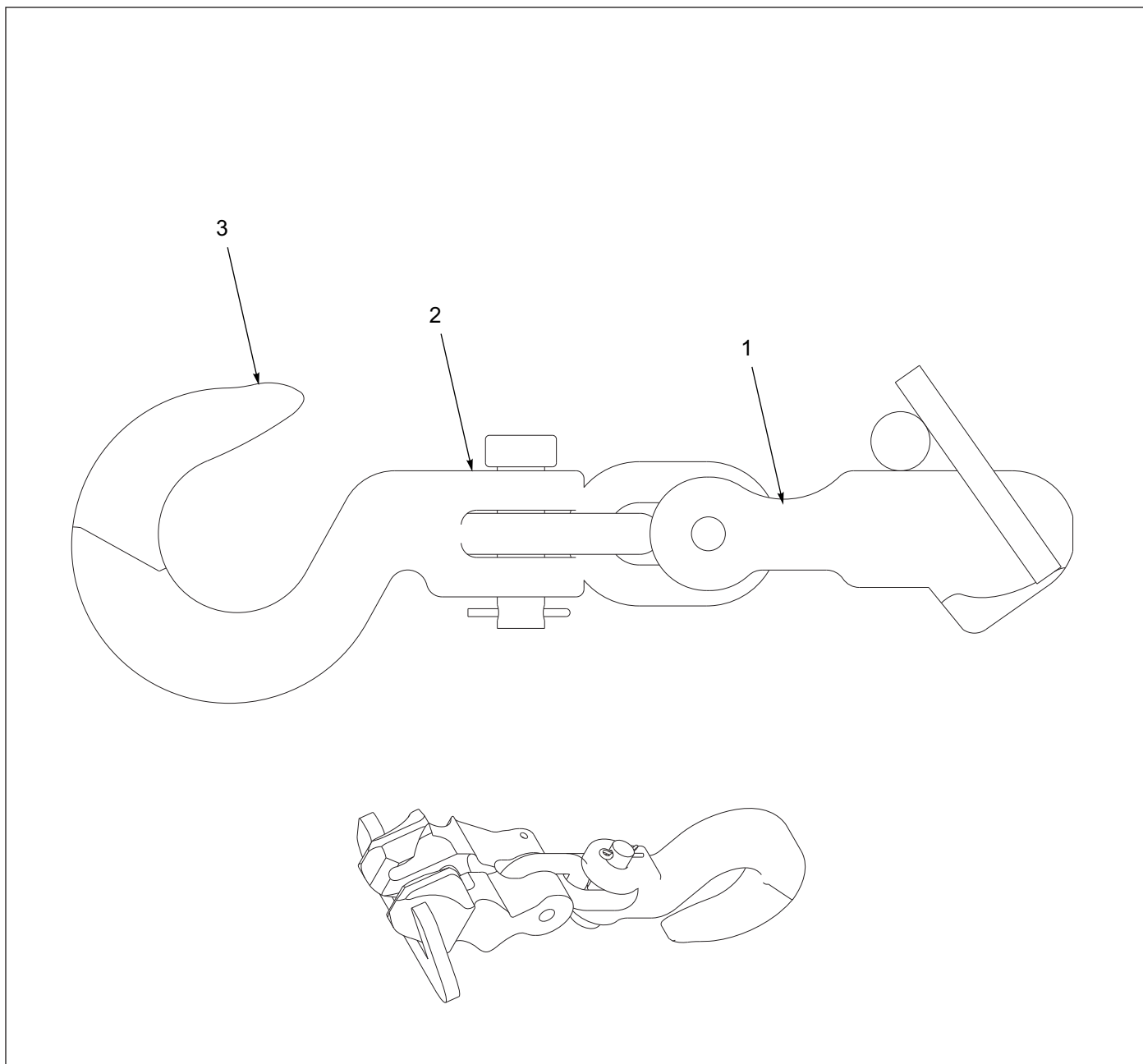


Figure 1-63: Container Hook

Container Hook

ITEM	PART NO.	DESCRIPTION	QTY.
	129209	CHAIN CONNECT/CONTAINER ASSY	*
1	200430	CHAIN SHORTENER MOD WLDMT	1
2	3-174-010039	CHAIN 1/2" GRD 7	REF
3	7HCGHT500	HOOK CLEVIS GRAB 1/2 GR70	1

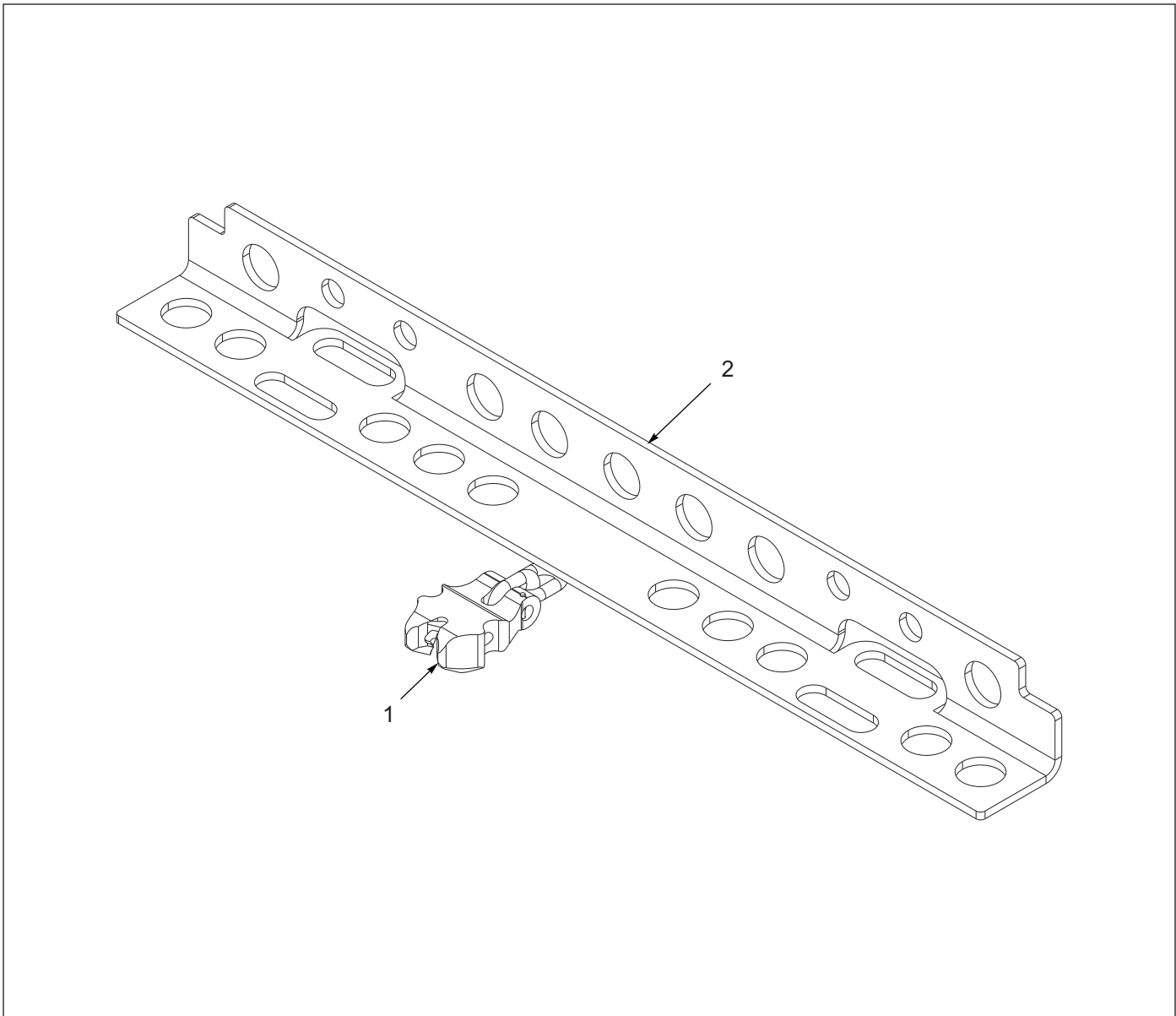


Figure 1-64: Container Pusher

Container Pusher

ITEM	PART NO.	DESCRIPTION	QTY.
	171210	PUSHER, CONTAINER ASSY	*
1	128500	CHAIN SHORTENER LINK 1/2	REF
2	171211	PUSHER, CONTAINER UNLOAD WLDMT	REF

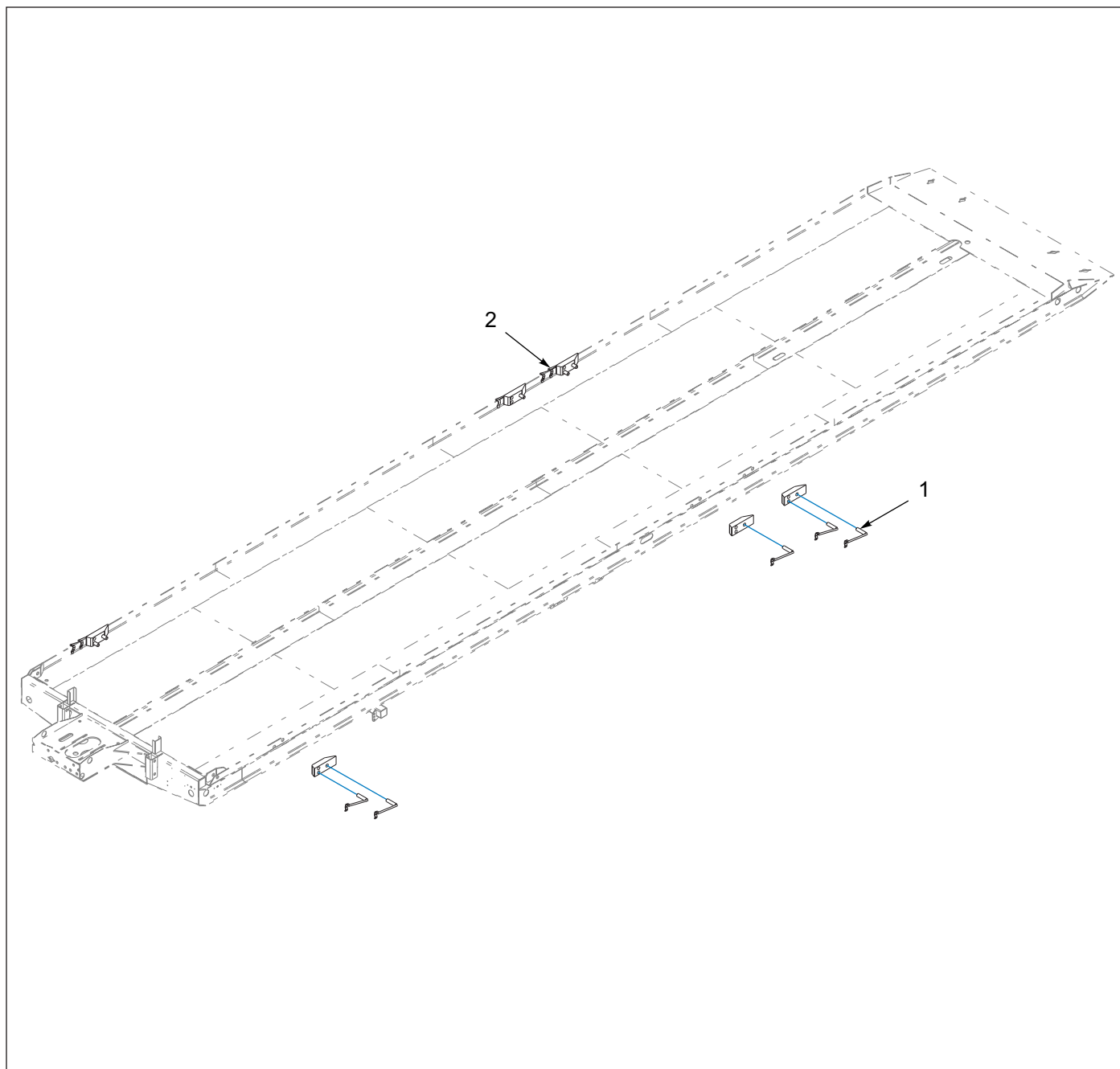


Figure 1-65: Stop/Lock Pin Assembly

Stop/Lock Pin Assembly

ITEM	PART NO.	DESCRIPTION	QTY.
	213163	CONTAIN STOP/LOCK PIN ASSY	*
1	129240	PIN,WLDMT HOLD-DOWN 341, LH	REF
2	129250	PIN,WLDMT HOLD-DOWN 341, RH	REF

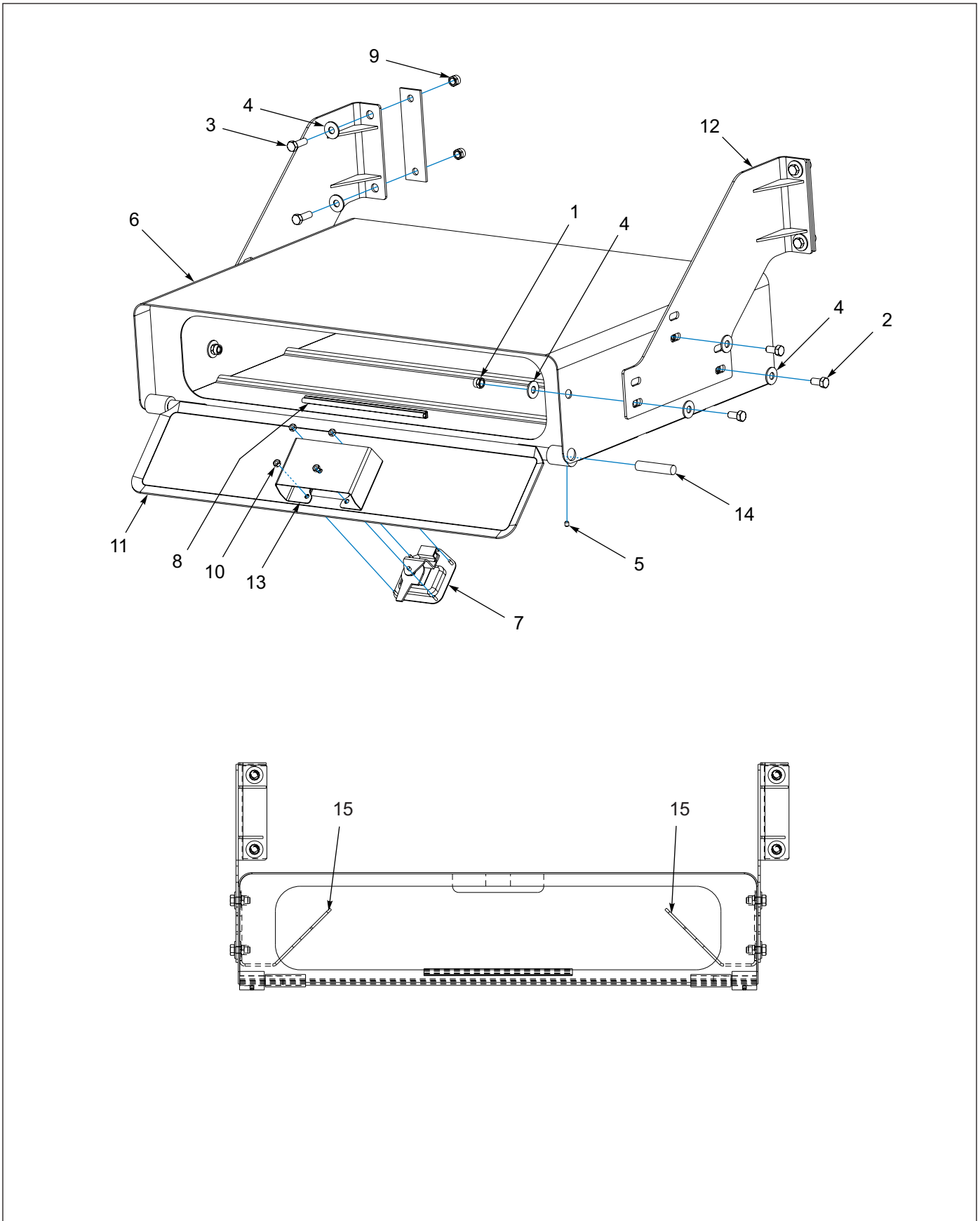


Figure 1-66: Bolt-on Toolbox - 9 Inch

Bolt-On Toolbox - 9 Inch

ITEM	PART NO.	DESCRIPTION	QTY.
	114807	TOOLBOX INSTL 930 STL DOOR	*
1	1-512-010005-09	NUT,HEX,SLFLKG, 1/2-13 GRB	10
2	1-654-010055-02	SCREW 1/2-13UNCX1-1/4 CP GR5	6
3	1-654-010055-03	SCREW,HEX CAP,1/2-13UNCX1-1/2	4
4	1-861-010032-15	WASHER, FLAT 1/2 W ZP/CD	16
5	107-0975	SCREW SET LOCK 5/16-18X3/8LG	2
6	114808	TOOLBOX WLDMT 930	1
7	114814	LATCH FOLDING T LOCKABLE	1
8	114815	SEAL, SPONGE RUBBER TRIM	7
9	115843	BAR BACKUP TOOLBOX MTG	2
10	115877	NUT HVY HEX 1/4-20 GR5	4
11	116623	DOOR WLDMT STL 930 TOOLBOX	1
12	117860	BRACKET WLDMT TOOLBOX MTG	2
13	153420	TOOLBOX LATCH SHIELD	1
14	RPRB59004X3H	BAR RD, 3/4DIA X 3-1/2 NY LTR	2
15	178706	TOOLBOX PAINEL ORGANIZER ASSY	REF
16	178705	TOOLBOX SUPPORT PANEL	REF

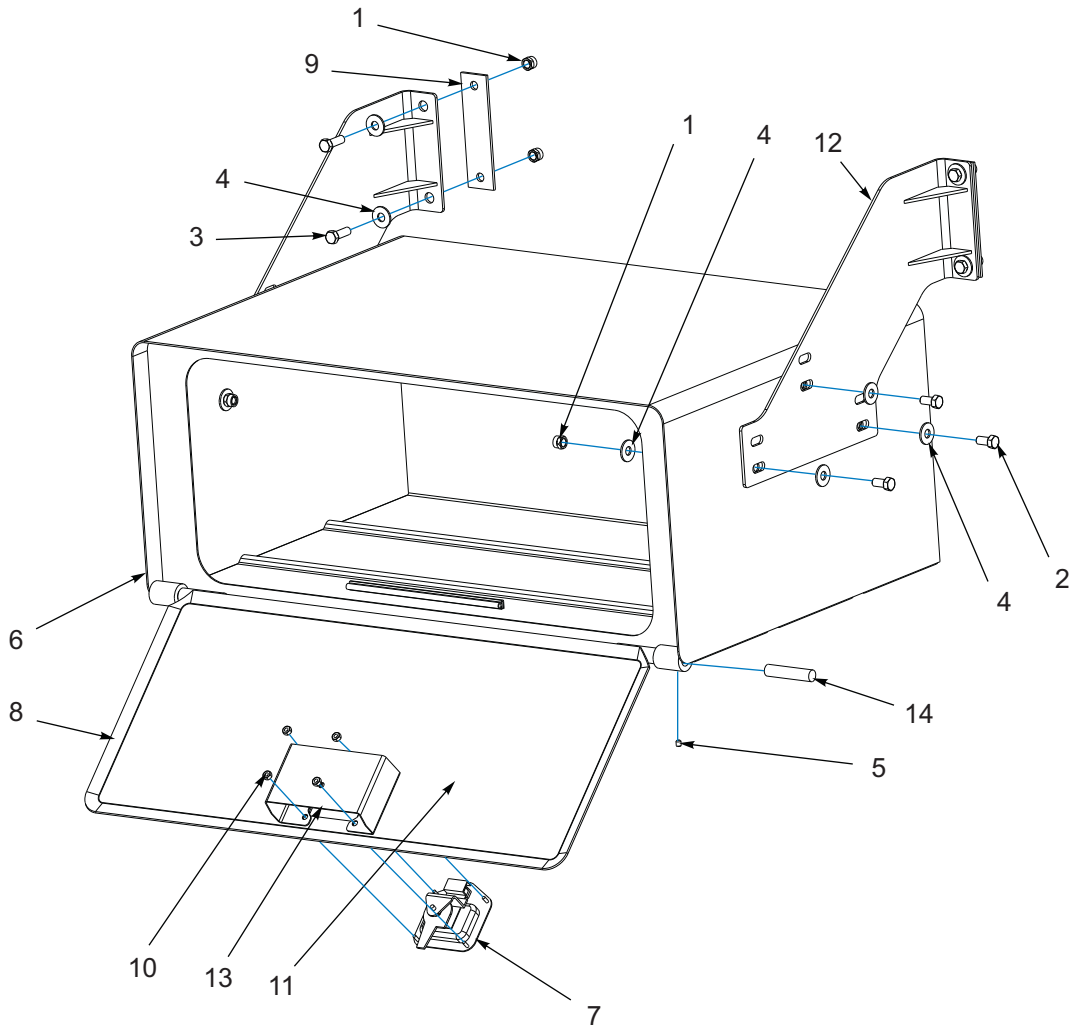


Figure 1-67: Bolt-on Toolbox - 17 Inch

Bolt-on Toolbox - 17 Inch

ITEM	PART NO.	DESCRIPTION	QTY.
	163540	TOOLBOX INSTL 42X28X17	
1	1-512-010005-09	NUT,HEX,SLFLKG, 1/2-13 GRB	10
2	1-654-010055-02	SCREW 1/2-13UNCX1-1/4 CP GR5	6
3	1-654-010055-04	SCREW,HEX CAP,1/2-13UNCX1-3/4	4
4	1-861-010032-15	WASHER, FLAT 1/2 W ZP/CD	16
5	107-0975	SCREW SET LOCK 5/16-18X3/8LG	2
6	163541	TOOLBOX WLDMT 42X28X17	1
7	114814	LATCH FOLDING T LOCKABLE	1
8	114815	SEAL, SPONGE RUBBER TRIM	8
9	115843	BAR BACKUP TOOLBOX MTG	2
10	115877	NUT HVY HEX 1/4-20 GR5	4
11	163544	DOOR WLDMT STL 42X28X17	1
12	117860	BRACKET WLDMT TOOLBOX MTG	2
13	153420	TOOLBOX LATCH SHIELD	1
14	RPRB59004X3H	BAR RD, 3/4DIA X 3-1/2 NY LTR	2

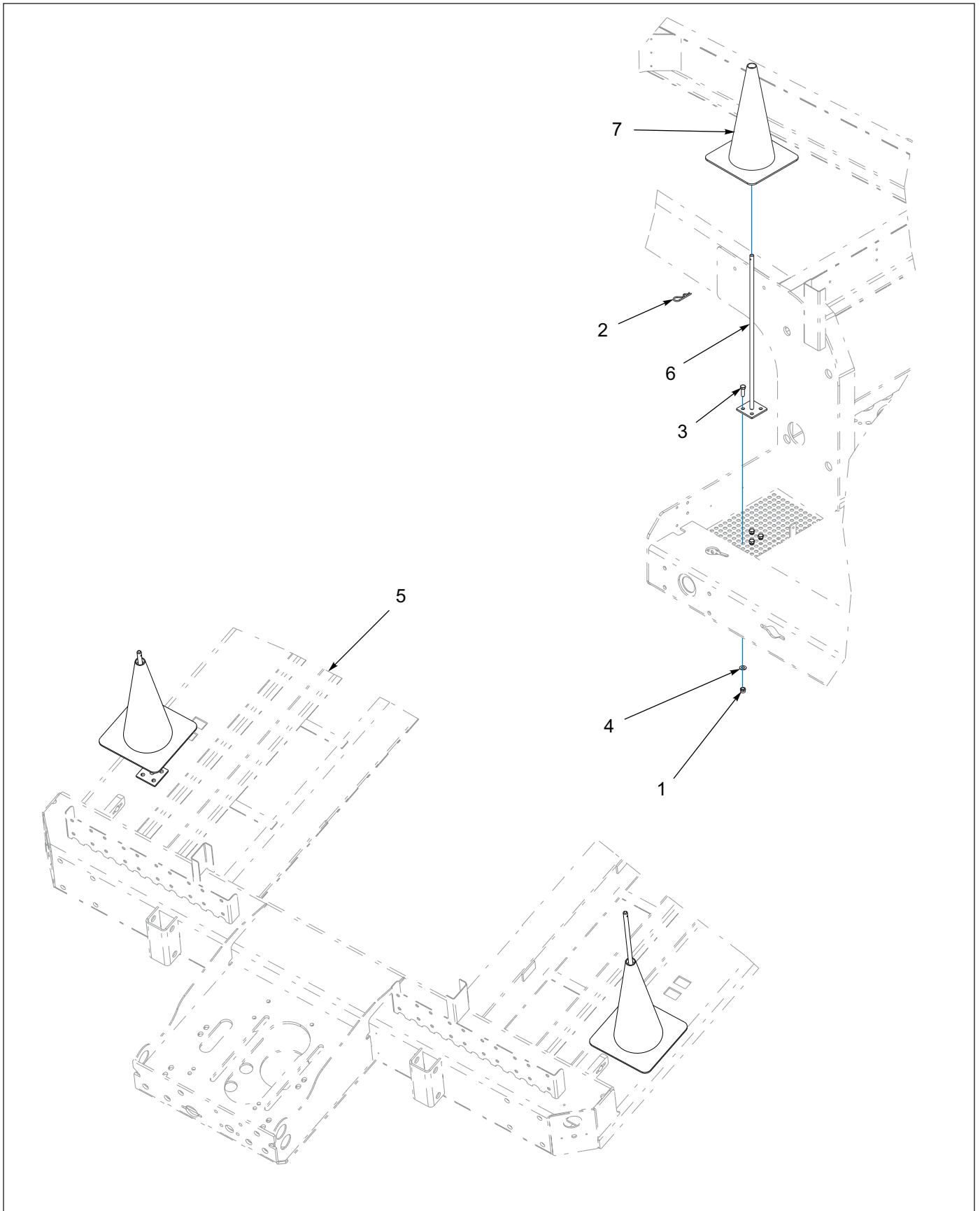


Figure 1-68: Cone Holder

Cone Holder

ITEM	PART NO.	DESCRIPTION	QTY.
	187899	CONE HOLDER ASSY	*
1	1-512-010005-09	NUT,HEX,SLFLKG, 1/2-13 GRB	4
2	1-557-010013	PIN, HAIR 3/16 DIA	1
3	1-654-010055-03	SCREW,HEX CAP,1/2-13UNCX1-1/2	4
4	1-861-010032-14	WASHER, FLAT 1/2" N ZP/CD	4
5	180913	FRAME WLDMT 343-102-43	REF
6	187898	CONE HOLDER	1
7	187900	TRAFFIC CONE	REF

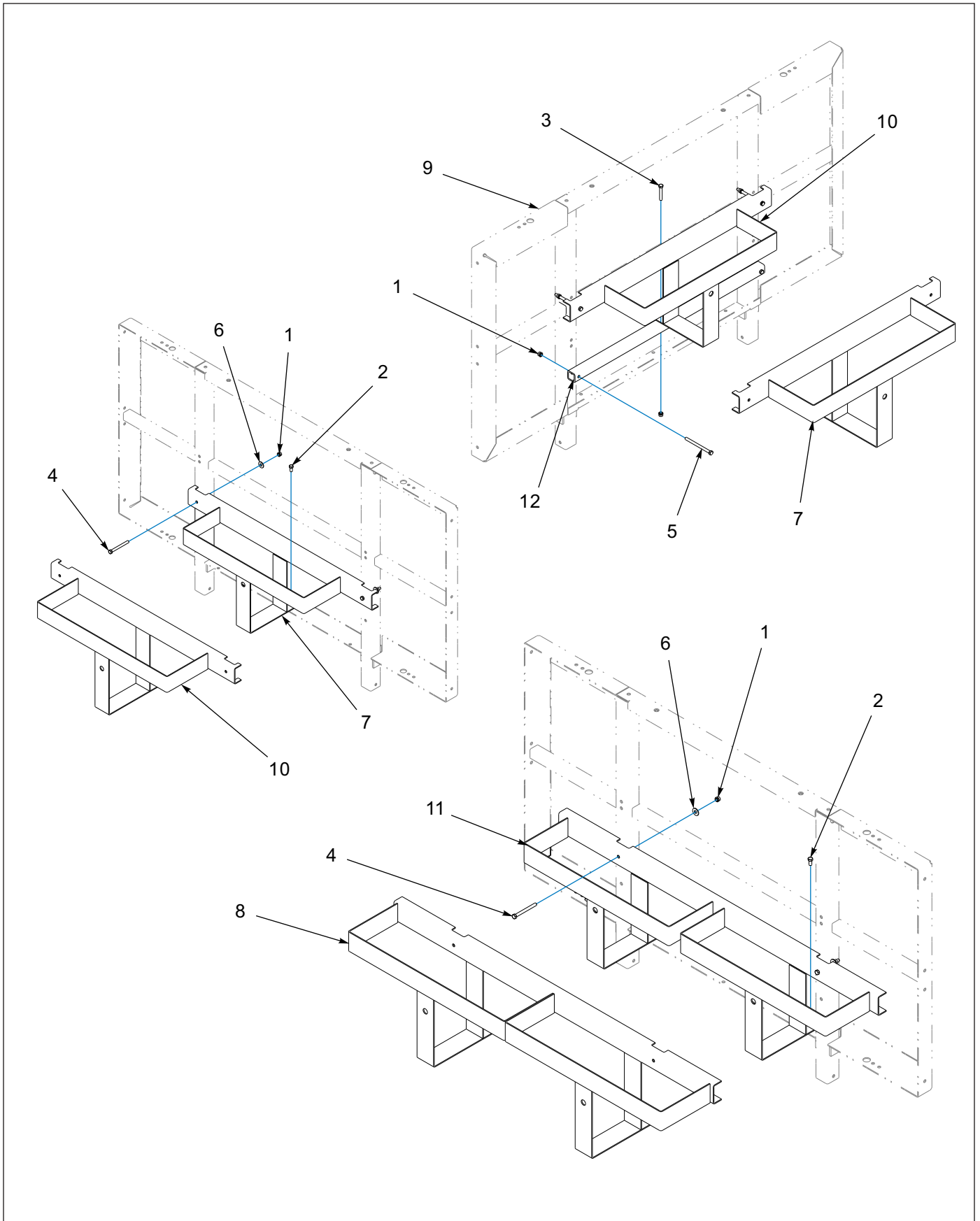


Figure 1-69: Spare Tire Rack - Bulkhead Mounted

Spare Tire Rack - Bulkhead Mounted

ITEM	PART NO.	DESCRIPTION	QTY.
	3-612-010015-1	RACK INSTL,BHD, FT MT 10R17.5	*
	3-612-010015-2	RACK INSTL,BHD,RR MT 10R17.5	*
	3-612-010015-3	RACK INSTL,BHD,FT(2)10R17.5	*
	112986	RACK INSTL,BHD,FT MT255/70R22	*
	185878	RACK INSTL,BHD,RRMT255/70R22.5	*
	129573	RACK INSTL.BULKHEAD MT	*
1	1-512-010005-09	NUT,HEX,SLFLKG, 1/2-13 GRB	REF
2	1-654-010005-01	SCR,HX CP 1/2-13UNCX1 GR5	REF
3	1-654-010055-09	SCREW,HX CP,1/2-13UNCX3 GR5	REF
4	1-654-010055-15	SCR, HX CP, 1/2-13UNCX5 GR5	REF
5	1-654-010055-18	SCREW HX CP,1/2-13UNCX6-1/2G5	REF
6	1-861-010032-15	WASHER, FLAT 1/2 W ZP/CD	REF
7	112987	RACK WLDMT,BHD MT/255/70R22.5 (185878 & 112986)	REF
8	129572	RACK WLDMT,BLKHD MT(2)255-22C (129573)	REF
9	3-141-010120	BULKHEAD WLDMT 48X96	REF
10	3-612-010016	RACK WLDMT,BLKHD MT/10R17.5 (3-612-010015-1 & 3-612-010015-2)	REF
11	3-612-010020	RACK WLDMT,BLKHD MT/210R17.5 (3-612-010015-2)	REF
12	3-829-010037	TUBE W/TAB MT BLKHD SPARE RCK	REF

Symbols

#242 LOCKTITE 1-49

Numerics

0001-02 1-42, 1-46

0001-04 1-46

0001-08 1-42, 1-46

0002-07 1-42, 1-46

005-074-00 1-63

005-079-00 1-63, 1-65

005-096-00 1-65

005-098-00 1-63, 1-65

005-099-00 1-63, 1-65

006-099-00 1-63, 1-65

006-114-00 1-63, 1-65

006-115-00 1-63, 1-65

007-139-00 1-63, 1-65

010-052-00 1-63, 1-65

014-065-00 1-65

034-031-00 1-63, 1-65

034-032-00 1-63, 1-65

034-048-00 1-63, 1-65

034-057-01 1-65

034-057-07 1-63

034-058-01 1-65

034-058-07 1-63

034-188-03 1-63

034-189-03 1-63

034-192-05 1-65

034-193-05 1-65

040-180-00 1-65

040-320-01 1-63

046-096-00 1-65

046-097-00 1-63, 1-65

056-018-00 1-63, 1-65

069-078-00 1-63, 1-65

071-122-00 1-65

0741-01 1-42, 1-46

100062 1-74

100063 1-17, 1-19

100064 1-17

10030 1-94

100351 1-74

100401 1-67

100402 1-67

1-007-010006 1-105

10078 1-77, 1-80

101003 1-71

10109 1-94, 1-101

101528 1-59, 1-61

101847 1-63, 1-65

101848 1-72

101849 1-72

101855 1-6

101874 1-72

102363 1-42, 1-46, 1-55

102732 1-51, 1-53

103055 1-49

103056 1-49

103082 1-87

103698 1-69

103699 1-69, 1-71

103805 1-63, 1-65

103861 1-72

104034 1-49

104243 1-83

105408 1-55

105479 1-29, 1-94, 1-105, 1-106

105480 1-29, 1-94, 1-105, 1-106

105481	1-29, 1-94, 1-105, 1-106	111012	1-55
105482	1-29, 1-94, 1-105, 1-106	111013	1-55
105483	1-29	111014	1-55
105822	1-6, 1-106	111015	1-55
105902	1-106	111016	1-55
106759	1-105	111017	1-55
106760	1-105	111018	1-55
106956	1-80	111019	1-55
107-0975	1-115, 1-117	111022	1-55
107110	1-95	111023	1-55
107486	1-27	11117	1-76
107498	1-105	11128	1-76
107499	1-105	11129	1-76
107500	1-105	11130	1-76
107513	1-105	111301	1-23
108295	1-94	11133	1-76
108417	1-35	111396	1-74
108601	1-94, 1-101	111416	1-67
108787	1-37	111417	1-67
108801	1-29	11142	1-76
108802	1-29	11144	1-76
109161	1-84	111652	1-67
109533	1-55	111695	1-84
109710	1-86	111859	1-84
1-1/4ST ELL	1-105	112047	1-67
110-0116	1-94	11240	1-77
110-0253	1-94	112492	1-67
110448	1-81	112573	1-84
110451	1-81	112678	1-83
110452	1-77, 1-81	112679	1-83
110578	1-94, 1-101	112986	1-121
110975	1-67	112987	1-121
110976	1-67	11308	1-76
110990	1-42, 1-46	11309	1-80
110991	1-42, 1-46	11310	1-80
111008	1-55	113536	1-67
111010	1-55	11368	1-76
111011	1-55	113856	1-94, 1-101

113883	1-84, 1-86	116623	1-115
113887	1-84	117304	1-71
113888	1-84	117860	1-115, 1-117
11398	1-81	117873	1-95, 1-101
11402	1-80	11791	1-81
11407	1-80	118-2659-9	1-69, 1-71
11411	1-80	11837	1-76
11419	1-80	119206	1-95, 1-101
11420	1-80	119445	1-95, 1-101
11421	1-80	119580	1-42, 1-46, 1-49
11425	1-80	120659	1-95, 1-101
11426	1-81	120660	1-95, 1-101
11429	1-80	120661	1-95, 1-101
11430	1-80	120662	1-101
11431	1-80	12073	1-80
11434	1-80	12075	1-76
11440	1-80	121369	1-49
11441	1-80	12146	1-81
11446	1-80	12-16 070120	1-105
114584	1-71, 1-72	123166	1-96
114585	1-69, 1-72	12420301-017	1-6
114589	1-72	124549	1-80
114619	1-67	12465	1-80
114807	1-115	125130	1-105
114808	1-115	126900	1-55
114814	1-94, 1-101, 1-115, 1-117	12767	1-81
114815	1-94, 1-101, 1-115, 1-117	127708	1-55
115726	1-42, 1-46	12783	1-80
115728	1-42, 1-46	128028	1-17
115732	1-42	12817	1-76
115738	1-42, 1-46	128480	1-108
115843	1-115, 1-117	128500	1-111
115877	1-94, 1-101, 1-115, 1-117	128774	1-95
11599	1-80	128801	1-25
1-161-010033-04	1-27	128802	1-25
116326	1-95, 1-101	128803	1-25
116328	1-95, 1-101	129006	1-55
116330	1-95, 1-101	129209	1-110

129214	1-25	136578	1-96
129217	1-25	13680	1-77
129240	1-112	136991	1-63
129250	1-112	136992	1-63
129264	1-95	137108	1-67
1-295-010001	1-94, 1-101, 1-105	137162	1-42
1-295-010002	1-105	137163	1-42
129572	1-121	137164	1-42
129573	1-121	137167	1-46
1-297-010007-12	1-31, 1-69, 1-71	137168	1-46
1-297-010007-14	1-31	137169	1-42
1-297-010007-15	1-31, 1-71	137170	1-46
1-297-010007-16	1-32, 1-71	137171	1-46
1-297-010008-07	1-51, 1-53	137461	1-65
1-297-010008-18	1-31, 1-53, 1-71	137485	1-65
1-297-010008-23	1-69	138205	1-46
1-297-010008-24	1-69, 1-71	138209	1-95, 1-101
1-297-010008-26	1-71	13839	1-76
1-297-010010-01	1-51	1-384-010038024	1-69, 1-71
1-297-010010-03	1-53	1-384-010038038	1-71
1-297-010010-04	1-53, 1-87	1-384-010038056	1-71
1-297-010013-12	1-32	1-384-010038204	1-71
1-297-010017-03	1-69, 1-71	139345	1-25
1-297-010022-03	1-31	139383	1-65
1-298-010001-1	1-15, 1-25, 1-27	139478	1-81
129938	1-109	139479	1-80
13005	1-76	1-397-010301025	1-23
130116	1-35	1-397-010301039	1-27
13028	1-77, 1-81	1-397-010301042	1-23, 1-27
1-316-010013	1-94, 1-101	1-397-010301100	1-105
133777	1-49	1-397-010301130	1-17, 1-19
13424	1-77, 1-81	1-397-010301238	1-19, 1-23
13468	1-76	1-397-010301244	1-23
134757	1-67	1-397-010301304	1-25
134857	1-96	1-397-010302042	1-17
135316	1-108	1-397-010302070	1-27
135501	1-46	1-397-010302112	1-17
135503	1-46	1-397-010302172	1-74

1-397-010302240	1-74	1-512-010005-03	1-35, 1-86
1-397-010304018	1-94, 1-101	1-512-010005-05	1-56, 1-72, 1-84, 1-86, 1-94, 1-101, 1-105
1-397-010304060	1-94	1-512-010005-09	1-74, 1-82, 1-94, 1-96, 1-101, 1-105, 1-115, 1-117, 1-119, 1-121
1-397-010305254	1-17	1-512-010005-13	1-27, 1-83, 1-84
1-397-010312032	1-94	1-512-010005-15	1-15
1-397-010312032	1-101	1-512-010007-03	1-37
1406044	1-23	1-512-010007-05	1-37, 1-49, 1-51, 1-53
1406046	1-19, 1-23	1-512-010007-09	1-55
1410792	1-95, 1-101	1-512-010007-13	1-25
141607	1-11, 1-31, 1-32, 1-87	153420	1-115, 1-117
141708	1-55	154166	1-80
1422896	1-17, 1-19	1-557-010013	1-119
142545	1-59, 1-61	1-557-010014	1-89
142553	1-59, 1-61	1-557-010362-54	1-15, 1-27
143100	1-35, 1-87	1-557-010362-63	1-89
143101	1-35, 1-87	155780	1-6
143102	1-35	1-560-010002-02	1-69, 1-71
143103	1-35, 1-37	1-560-010002-03	1-69, 1-71, 1-94, 1-102
143114	1-35, 1-37	1-560-010002-04	1-32, 1-69, 1-71, 1-102, 1-105
143123	1-35	1-560-010002-05	1-71, 1-105
143126	1-38	1-560-010002-07	1-105
143163	1-11, 1-17, 1-19, 1-29, 1-31	156655	1-63
143850	1-95, 1-101	1-573-010377	1-6
144411	1-74	158039	1-25
144979	1-63, 1-65	158040	1-19
145588	1-82	158581	1-21
145589	1-82	159684	1-25
147464	1-72	161888	1-25
147948	1-86	162135	1-25
147955	1-86	163472	1-80
150076	1-11, 1-12	163540	1-117
150093	1-35, 1-87	163541	1-117
150111	1-35	163544	1-117
150346	1-67	1-647-010004255	1-15
1-510-010001	1-49	1-654-010005-01	1-121
151117	1-35	1-654-0100055-02	1-25
1-512-010004-03	1-94		
1-512-010005-01	1-12, 1-87		

1-654-010032-4	1-49	170109	1-95, 1-101
1-654-010047-05	1-12	170110	1-101
1-654-010047-06	1-35, 1-51, 1-53, 1-94, 1-102	171210	1-111
1-654-010047-07	1-87	171211	1-111
1-654-010049-03	1-67	171220	1-6
1-654-010049-06	1-35	171221	1-6
1-654-010051-06	1-94, 1-102, 1-105	171963	1-63
1-654-010051-07	1-84	171964	1-63
1-654-010051-08	1-56, 1-72	173860	1-95
1-654-010051-09	1-94, 1-102	175358	1-87
1-654-010051-10	1-84, 1-86	175359	1-87
1-654-010051-13	1-49	175360	1-87
1-654-010055-01	1-117	175363	1-88
1-654-010055-02	1-96, 1-115	175364	1-88
1-654-010055-03 ..	1-74, 1-94, 1-102, 1-105, 1-115, 1-117, 1-119	175365	1-87
1-654-010055-04	1-82, 1-105	178428	1-95, 1-101
1-654-010055-05	1-74	17860	1-101
1-654-010055-09	1-96, 1-121	178638	1-95, 1-101
1-654-010055-13	1-94	178705	1-115
1-654-010055-15	1-121	178706	1-115
1-654-010055-18	1-121	179090	1-95, 1-101
1-654-010059-03	1-83, 1-84, 1-86	1-796-010003-01	1-49
1-654-010059-04	1-84, 1-86	1-796-010004-02	1-49
1-654-010059-05	1-83	179902	1-37
1-654-010059-21	1-27	179906	1-37
1-654-010061-07	1-15	179933	1-67
1-654-010158-1	1-49	18002	1-77, 1-81
1-656-010003051	1-37	18009	1-76
166766	1-95, 1-101	18015	1-76
167952	1-25	18016	1-76
167953	1-25	18019	1-76
167955	1-42, 1-46	18020	1-76
168648	1-35	18022	1-80
168975	1-38	180221	1-87
169365	1-29	18024	1-76
169531	1-95, 1-101	18026	1-76
169532	1-95, 1-101	18027	1-76
		18028	1-76

18029	1-77	1-861-010032-22	1-25
18030	1-76	1-861-010034-07	1-37
18032	1-76	1-861-010034-09	1-37, 1-49, 1-51, 1-53, 1-94
18033	1-80	1-861-010034-10	1-67
18034	1-80	1-861-010034-13	1-25, 1-55, 1-94, 1-105
18035	1-80	1-861-010034-17	1-25, 1-49
18039	1-76	1-861-010059-21	1-17, 1-19
18044	1-76	186621	1-46
18047	1-76, 1-80	186622	1-46
18056	1-77	186811	1-95, 1-101
180570	1-35, 1-37	186875	1-21
18078	1-76	186882	1-35
180913	1-119	186885	1-21
181590	1-19	186902	1-21
181591	1-25	187439	1-23
181592	1-25	187855	1-35
1-822-010002	1-94	187856	1-35
1-833-010001	1-51, 1-53	187857	1-35
1-833-010002	1-31, 1-53, 1-69, 1-71	187858	1-35
1-833-010003	1-31, 1-69, 1-71	187859	1-37
183673	1-11	187860	1-37
184138	1-49	187863	1-35
184212	1-6	187864	1-35, 1-37
184221	1-74	187868	1-35
184222	1-74, 1-82	187898	1-119
1-843-010014	1-67	187899	1-119
185059	1-35	187900	1-119
185878	1-121	189285	1-21
185887	1-42, 1-46	189292	1-6
1-861-*010034-09	1-102	189308	1-95, 1-101
1-861-010032-07	1-12, 1-35, 1-49, 1-87	189309	1-95, 1-101
1-861-010032-09	1-35	189310	1-95, 1-101
1-861-010032-10	1-72	189311	1-95, 1-101
1-861-010032-11	1-49, 1-56, 1-84, 1-86, 1-94, 1-102	189314	1-42, 1-46, 1-49
1-861-010032-14	1-74, 1-119	189316	1-49
1-861-010032-15	1-25, 1-82, 1-94, 1-96, 1-102, 1-115, 1-117, 1-121	189360	1-94
1-861-010032-19	1-27, 1-84, 1-86	189361	1-95, 1-101
		189364	1-95

189369	1-95, 1-101	201060	1-23
189370	1-101	201065	1-15
19045	1-76, 1-80	201067	1-15
190700ZP	1-49	201074	1-42, 1-69
190701	1-49	201086	1-46
190705ZP	1-49	201094	1-46
190706	1-49	201098	1-46, 1-53, 1-61, 1-71
191849	1-21	201114	1-42, 1-59, 1-69
191850	1-21	201115	1-37, 1-49
193904	1-95, 1-101	201117	1-49
194407	1-35	202094	1-59, 1-61
194439	1-11, 1-17, 1-19, 1-21, 1-74	202099	1-59, 1-61
194880	1-84	202103	1-59, 1-61
196165	1-6	202106	1-59, 1-61
196167	1-6	202112	1-61
196168	1-6	202113	1-61
196169	1-6	202118	1-59, 1-61
196172	1-6	202225	1-95, 1-101
196173	1-6	202226	1-95, 1-101
196180	1-6	2024-12-12S	1-94, 1-102, 1-105
196182	1-6	2024-12-8S	1-105
197450	1-17, 1-19	202430	1-21
197451	1-25	202578	1-6
199023	1-25	202702-10-8S	1-21, 1-25, 1-74
199802	1-11	202702-12-12S	1-21
200430	1-110	202713-16-16S	1-95, 1-102
200445	1-11	203003-8-8S	1-27
200497	1-15, 1-23, 1-26	203005-8-8S	1-27
200498	1-17, 1-31, 1-35	203102-12-12S	1-29, 1-95, 1-102
200505	1-35	2033-8-8S	1-23
200508	1-17, 1-31	204114	1-51
200516	1-19	204124	1-21
200520	1-19	2047-12-12S	1-105
200522	1-19	205712	1-95
200525	1-6	2061-8-8S	1-23, 1-27
200846	1-11	2062-12-12S	1-102
201058	1-6	2062-12-12S	1-94
201059	1-6	2062-16-8S	1-105

2062-8-8S	1-17, 1-19, 1-27	2481X	1-95, 1-102
2071-12-12S	1-19	26976	1-80
2071-8-8S	1-21	3067	1-67
208006	1-11	3-076-010005	1-42, 1-46, 1-49, 1-59, 1-61
208013	1-15	3-120-010117	1-27
208033	1-67	3-120-010124	1-94, 1-102
2081-8-6S	1-32	3-120-010125	1-27
2083-8-4S	1-51, 1-53	3-120-010461	1-105
2083-8-8S	1-69	3-141-010118	1-89
2088-6-6S	1-32, 1-69, 1-71	3-141-010119	1-89
2089-6-6S	1-69, 1-71	3-141-010120	1-121
209878	1-95, 1-101	3-141-010123-1	1-89
210292-12S	1-29	3-141-010123-2	1-89
212378	1-63, 1-67	3-141-010123-3	1-89
212418	1-65, 1-67	3-141-010123-4	1-89
213163	1-112	3-141-010147	1-89
213872	1-11	3-141-010151	1-89
216599	1-59, 1-61	3-150-010223	1-27
216600	1-59, 1-61	3-155-010012	1-102
218046	1-95, 1-101	3-155-010017-4	1-74
218058	1-77	3-155-010018-6	1-74
218059	1-88	3-162-010001	1-94, 1-102, 1-105
2-181-010001	1-42, 1-46, 1-49	3-174-010038	1-74, 1-108
21925	1-76	3-174-010039	1-108, 1-109, 1-110
2215-16-20S	1-94, 1-102	3-174-010039036	1-74
2216-12-12S	1-106	3-182-010028	1-94, 1-102
2240-12-12S	1-94, 1-102	3-242-010099	1-27
2263	1-74	3-242-010103	1-27
22752	1-76	3-242-010152-02	1-11, 1-17, 1-27
23078	1-77, 1-81	3-242-010153	1-11, 1-17, 1-19
23079	1-77	3-316-010008	1-94, 1-102
23081	1-77, 1-81	3-352-010067	1-82
23083	1-77	3-368-010252	1-35
23085	1-77	3-375-010250	1-15
23144	1-81	3-375-010292	1-15
23303	1-76	3-375-010349	1-15
23367	1-80	3-384-010031	1-69
23470	1-76	3-399-010001	1-105

3-443-010018	1-94	3-870-010097	1-67
346SL	1-83	3-870-010104	1-67
3-481-010006	1-74	3-870-010106	1-67
3-481-010007	1-74	3-870-010107	1-67
3-482-010249	1-89	3-870-010110	1-67
3-482-010503	1-105	3-870-010116	1-67
3-485-010001	1-42, 1-46, 1-49	3-873-010122	1-76
3-557-010030	1-15, 1-27	3-873-010123	1-80
3-557-010033	1-15	3-873-010126-2	1-74
3-557-010059	1-15	3-873-010129-2	1-74
3-557-010380	1-89	3-873-010166-01	1-74
3-561-010001	1-105	3-873-010166-02	1-74
3-573-010031	1-49	3-873-010166-03	1-74
3-573-010038	1-6	3-873-010166-04	1-74
3-573-010086	1-6	3-8 COUPL	1-102
3-573-010134	1-6	3-8P_COUPL	1-94
3-573-010210	1-6	40-0667-02	1-94, 1-102
3-573-010377	1-49	4009	1-67
3-573-010378	1-89	43029	1-37
3-591-010001	1-105	51039-23	1-19
3-612-010015-1	1-121	512-9045-30	1-94
3-612-010015-2	1-121	514-9045-30	1-102
3-612-010015-3	1-121	514-9073-30	1-94, 1-102
3-612-010016	1-121	55B61	1-29, 1-69, 1-71
3-612-010020	1-121	55B61-6	1-29
3-659-010012	1-67	55B61-7	1-29
3-711-010110	1-74	56D4	1-69, 1-71
3-725-010058	1-83	61333	1-77
3-755-010080	1-89	622-3511-008	1-49
3-762-010016	1-49	63680	1-67
3-762-010017	1-49	6828	1-105
3-780-010002	1-42, 1-46, 1-51, 1-53, 1-56, 1-69, 1-71	758-181	1-69, 1-71
3-786-010043	1-105	7HCGHT500	1-74, 1-109, 1-110
3-821-010005	1-49	805-2	1-56
3-826-010014	1-15	81006	1-76
3-826-010015	1-15	81009	1-76
3-829-010037	1-121	81025	1-76
3-843-010038	1-32	81077	1-80

81078	1-80
81080	1-80
81081	1-80
81264	1-35
81530	1-76
88005	1-81
900-08-139	1-55
900-44-207	1-6
900 45 040	1-55
900 54 007	1-53
90054007	1-51
900598-12S	1-95, 1-102
90508009	1-55
905-54-107	1-51, 1-53
905-57-129	1-55
934 00 149	1-55
934-00-492	1-55
934-00-506	1-55
936 00 077	1-55

C

C3069X12	1-105
----------------	-------

H

HM212011	1-67
HM212049	1-67
HM218210	1-67
HM218248	1-67

K

K71-101-00	1-63, 1-65
K71-136-00	1-65
K71-460-00	1-63

P

PTO	1-105
-----------	-------

R

RPRB59004X3H	1-115, 1-117
--------------------	--------------

T

TR573	1-67
-------------	------

Document Control Revision Log:

Date	Form #	New/Updated	Improvement(s): Description and Comments
02/2019	F-1022-00219	New	Initial Release



Intertek

Equipment from Landoll Corporation is built to exacting standards ensured by ISO 9001 registration at all Landoll manufacturing facilities.

330D Semi Trailer Parts Manual

Re-Order Part Number F-1022-0219

LANDOLL CORPORATION

1900 North Street

Marysville, Kansas 66508

(785) 562-5381

800-428-5655 ~ WWW.LANDOLL.COM



Copyright 2019. Landoll Corporation

“All rights reserved, including the right to reproduce this material or portions thereof in any form.”

Scan to go to www.landoll.com

