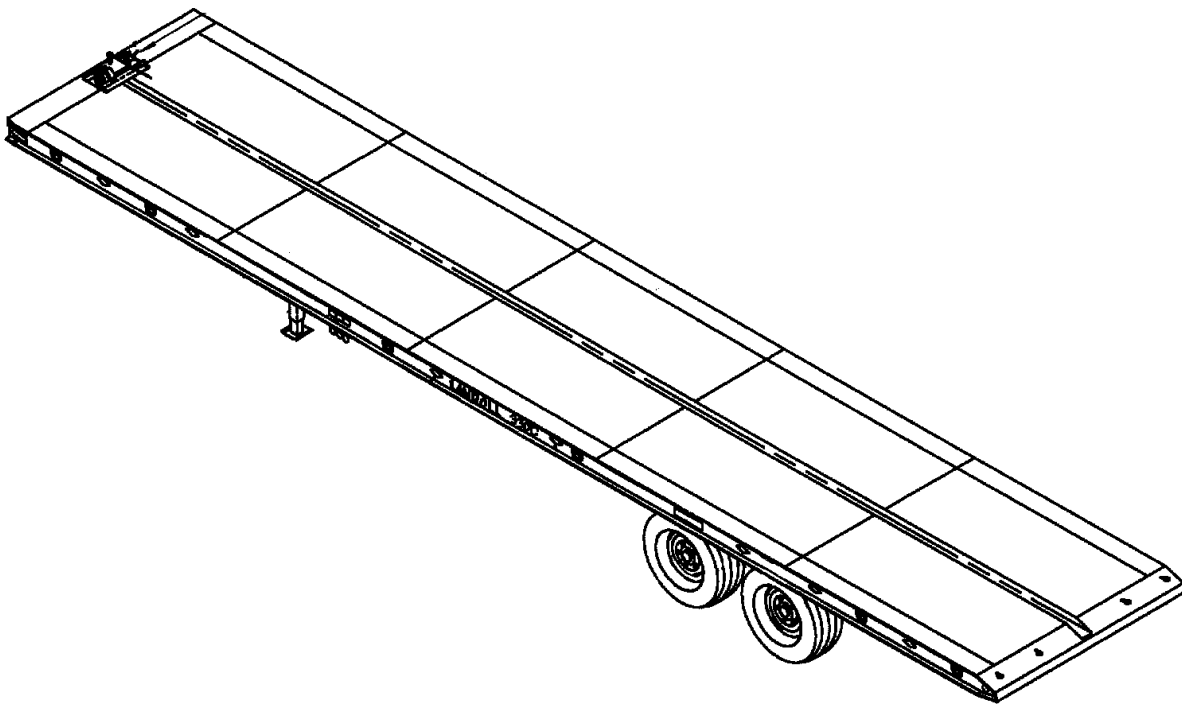




Model 330C Semitrailer Parts Manual



LANDOLL COMPANY, LLC.

1900 North Street
Marysville, Kansas 66508
(785) 562-5381

800-428-5655 ~ WWW.LANDOLL.COM

Table of Contents

1 Instructions for Ordering Parts

2 Illustrated Parts List

GENERAL ASSEMBLY	2-1
DECAL PLACEMENT	2-5
FIFTH WHEEL ASSEMBLY	2-6
HYDRAULIC SYSTEM	2-11
TRAILER TILT CYLINDER	2-14
UNDERCARRIAGE SLIDE CYLINDER	2-15
VALVE ASSEMBLY, THREE SPOOL	2-17
THREE STACK VALVE	2-19
ELECTRICAL SYSTEM	2-21
WIRELESS REMOTE ASSEMBLY, KAR-TECH (BEFORE 03/15/2012)	2-24
WIRELESS REMOTE ASSEMBLY, KAR-TECH (AFTER 03/15/2012)	2-27
ELECTRICAL SYSTEM, WINCH LIGHT	2-28
WORK LIGHT ASSEMBLY, BULKHEAD (OPTION)	2-29
AIR SYSTEM	2-31
AIR BRAKE SYSTEM, SINGLE AXLE	2-33
AIR BRAKE SYSTEM, TANDEM AXLE	2-35
BRAKE KIT, ABS	2-37
UNDERCARRIAGE ASSEMBLY - SPRING RIDE	2-42
GREASE HOSE LOCATION, P/N, AND LENGTH (SINGLE)	2-43
GREASE HOSE LOCATION, P/N, AND LENGTH (D/D SINGLE)	2-43
GREASE HOSE LOCATION, P/N, AND LENGTH (TANDEM)	2-43
SUSPENSION ASSEMBLY - SPRING RIDE	2-47
UNDERCARRIAGE ASSEMBLY - AIR RIDE	2-54
GREASE HOSE LOCATION, P/N, AND LENGTH (SINGLE)	2-55
GREASE HOSE LOCATION, P/N, AND LENGTH (TANDEM)	2-55
AIR CONTROL KIT	2-59
SUSPENSION, HANGER, RLU-228	2-61
SHOCK STRAP, LIMIT RLU 228-3.5 (OPTION)	2-62

SHOCK STRAP, LIMIT, RLU 228-5.5 (OPTION)	2-63
AXLE 12.25 X 7.5 DRUM BRAKES, DEXTER	2-65
AXLE 12.25 X 7.5 DRUM & HUB ASSEMBLY, DEXTER	2-67
AXLE 16.5 X 7 DRUM BRAKES, DEXTER	2-69
AXLE 16.5 X 7 DRUM & HUB ASSEMBLY, DEXTER	2-71
WHEELS	2-73
WINCH INSTALLATION (BRADEN)	2-75
WINCH ASSEMBLY, BRADEN 12K / 20K (OPTION)	2-77
WINCH COMPONENTS, BRADEN 12K (OPTION)	2-80
WINCH COMPONENTS, BRADEN 20K (OPTION)	2-83
WINCH MOTOR ASSEMBLY, BRADEN 12K / 20K (OPTION)	2-87
WINCH INSTALLATION, BRADEN 20K, AIR TENSION (OPTION)	2-92
WINCH AIR SHIFT CYLINDER ASSEMBLY, BRADEN 20K	2-95
WINCH INSTALLATION, DP 30K (OPTION)	2-97
WINCH COMPONENTS, DP 30K (OPTION)	2-99
WINCH CABLE ROLLER GUIDE (OPTION)	2-103
WINCH CABLE SLOPE ROLLER 90° DROP DECK (OPTION)	2-105
WINCH SIDE ROLLER ASSEMBLY (OPTION)	2-106
CHAIN ASSEMBLY, CONTAINER LOADING, 1 CHAIN	2-107
CHAIN ASSEMBLY, CONTAINER LOADING, 3 CHAIN (OPTION)	2-108
LANDING LEG, GEAR, 2 SPD, FLIP CRANK, LOW MT PLATE	2-110
LANDING LEG, GEAR, 2 SPD, FLIP CRANK, REAR LOW MT BKT	2-111
LANDING LEG, GEAR, 2 SPD, PIN CRANK, FRONT LOW MT BKT	2-112
LANDING LEG, GEAR, 2 SPD, PIN CRANK, REAR LOW MT BKT	2-113
LANDING LEG COMPONENTS, GEAR, 2 SPD	2-115
HYDRAULIC WET KIT (OPTION)	2-117
25 HP ENGINE, 15 GALLON (OPTION) (BEFORE 03/09/2012)	2-123
25 HP ENGINE, 15 GALLON (OPTION) (AFTER 03/09/2012)	2-131
25 HP ENGINE, 30 GALLON (OPTION) (BEFORE 10/16/2012)	2-139
25 HP ENGINE, 30 GALLON (OPTION) (AFTER 10/16/2012)	2-147
UNDERSLUNG ENGINE PACKAGE INSTALLATION	2-151
UPPER DECK ENGINE STAND INSTALLATION	2-152
SPARE RACK INSTALLATION (OPTION)	2-153
FRONT EXTENSION AND BULKHEAD ASSEMBLY (OPTION)	2-155
TOP MOUNT TOOL BOX (OPTION)	2-157
BACK MOUNT TOOL BOX (OPTION)	2-159
TOOLBOX, BOLT-ON, 42"W X 28"D X 9"H (OPTIONS)	2-161
TOOLBOX, BOLT-ON, 42"W X 28"D X 17"H (OPTION)	2-163
LADDER ASSEMBLY, STOR-AWAY (OPTION)	2-165
ALUMINUM RAMPS (OPTION)	2-166

AIR DIGITAL SCALE (OPTION)	2-167
HYDRAULIC DUAL PLUMBING (OPTION)	2-168
COUPLERS KIT, HYDRAULIC CONVERSION & REPAIR	2-169

Instructions for Ordering Parts

ORDER PARTS FROM LANDOLL PARTS DISTRIBUTION CENTER

**** Repair parts must be ordered through an Authorized Dealer ****

PHONE NO.: 800-423-4320 OR 785-562-5381

FAX NO.: 888-527-3909

ORDER ONLINE: dealer.landoll.com

IDENTIFICATION PLATE

The identification plate, which lists the model number and serial number, is located on the front of the frame (See Figure 1-1.)

SERIAL NUMBER NOMENCLATURE

The serial number for the 330C semitrailer is located on the identification plate.

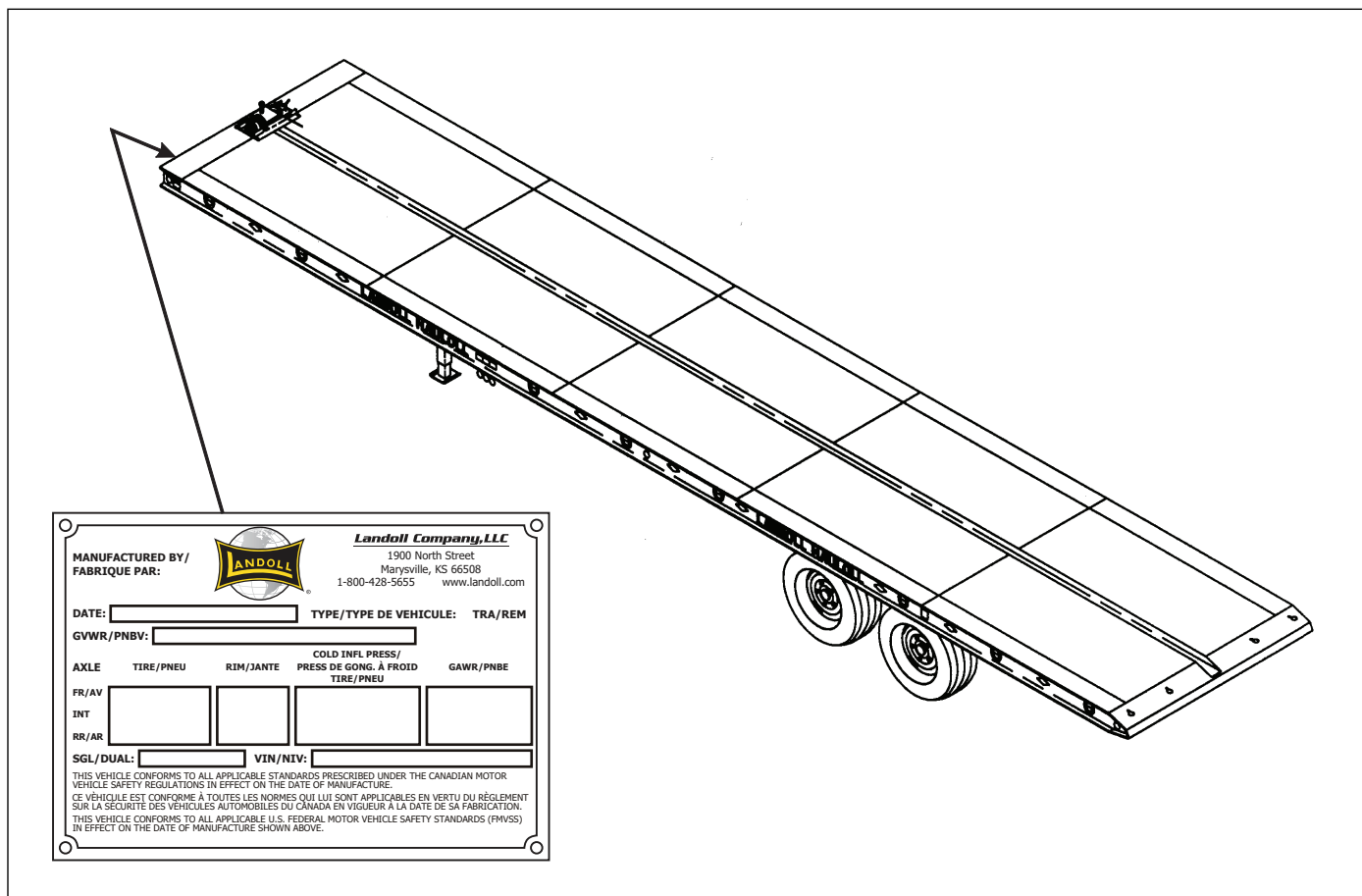


Figure 1-1: Identification Plate and Location

Page Intentionally Blank

Illustrated Parts List

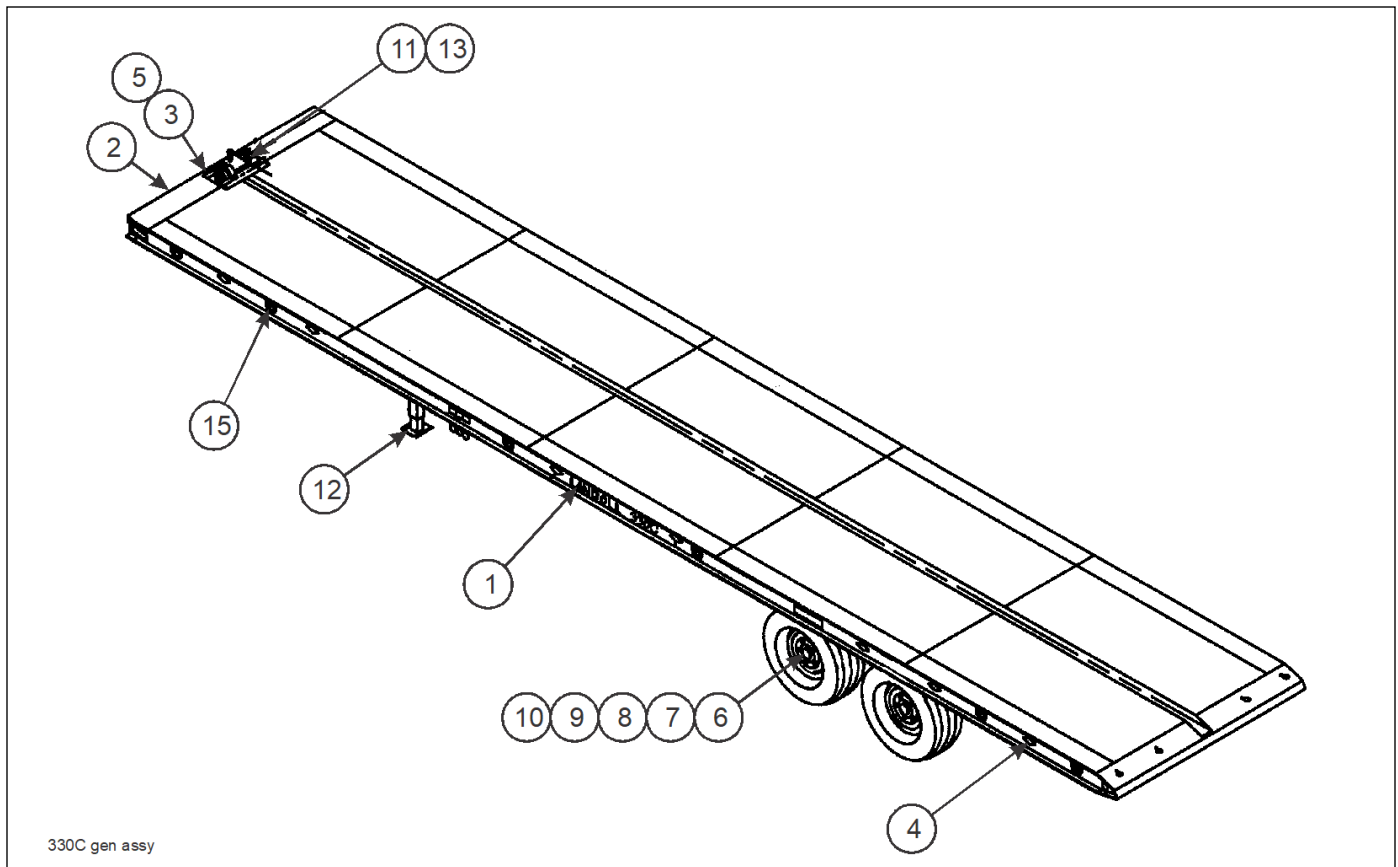



Figure 2-1: General Assembly


GENERAL ASSEMBLY

ITEM	PAGE NO.	DESCRIPTION	QTY.
1	2-2 - 2-5	DECAL INSTALLATION	--
2	2-6	FIFTH WHEEL ASSEMBLY	--
3	2-11 - 2-19	HYDRAULIC ASSEMBLIES	--
4	2-21 - 2-29	ELECTRICAL ASSEMBLIES	--
5	2-31	AIR SYSTEM ASSEMBLIES	--
6	2-33 - 2-37	AIR BRAKE SYSTEM	--
7	2-42 - 2-55	UNDERCARRIAGE ASSEMBLY, SPRING RIDE SUSPENSION	--
8	2-59 - 2-61	UNDERCARRIAGE ASSEMBLY, AIR RIDE SUSPENSION	--
9	2-65 - 2-73	AXLE BRAKE, DRUM AND HUB ASSEMBLIES	--
10	2-75 - 2-108	WINCH ASSEMBLIES AND WINCH OPTIONS	--
11	2-110 - 2-115	LANDING LEG ASSEMBLIES	--
12	2-117 - 2-117	HYDRAULIC WET KIT ASSEMBLIES (OPTION)	--
13	2-123 - 2-152	AUXILIARY ENGINE ASSEMBLIES (NOT SHOWN) (OPTION)	--
14	2-153 - 2-168	MISCELLANEOUS OPTIONS	--

ILLUSTRATED PARTS LIST




1



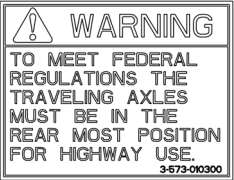
2

LANDOLL

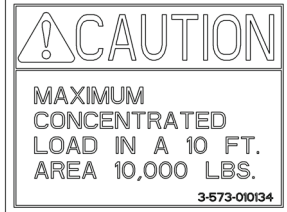
3




5



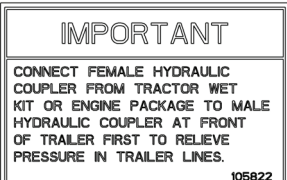
6



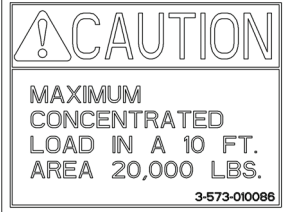
4




7



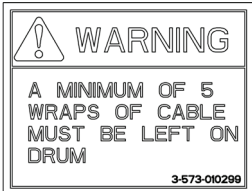
8



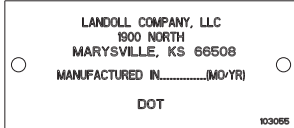
9




10



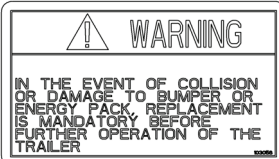
11




12




13




15




16



14




20



17

800-662-8810 • www.mobilestorage.com

18



19

TILT UP (BLK)	TILT DOWN (RED)
WINCH IN (WHT/BLK)	WINCH OUT (RED/BLK)
AXLE AHEAD (ORG)	AXLE BACK (GRN)
140087	

26

FRT OTR	FRT INR	FRT
CAMSHAFT	CAMSHAFT	SLACK
FRT CAM FOLLOWER	REAR CAM FOLLOWER	
REAR OTR	REAR INR	REAR
CAMSHAFT	CAMSHAFT	SLACK
CTR OTR	CTR INR	CTR
CAMSHAFT	CAMSHAFT	SLACK
CENTER ROLLER	HOLD-DOWN ROLLER	REAR CAMFOLLOWER ROLLER
LEFT SIDE	RIGHT SIDE	142553

24

Figure 2-1: Decals

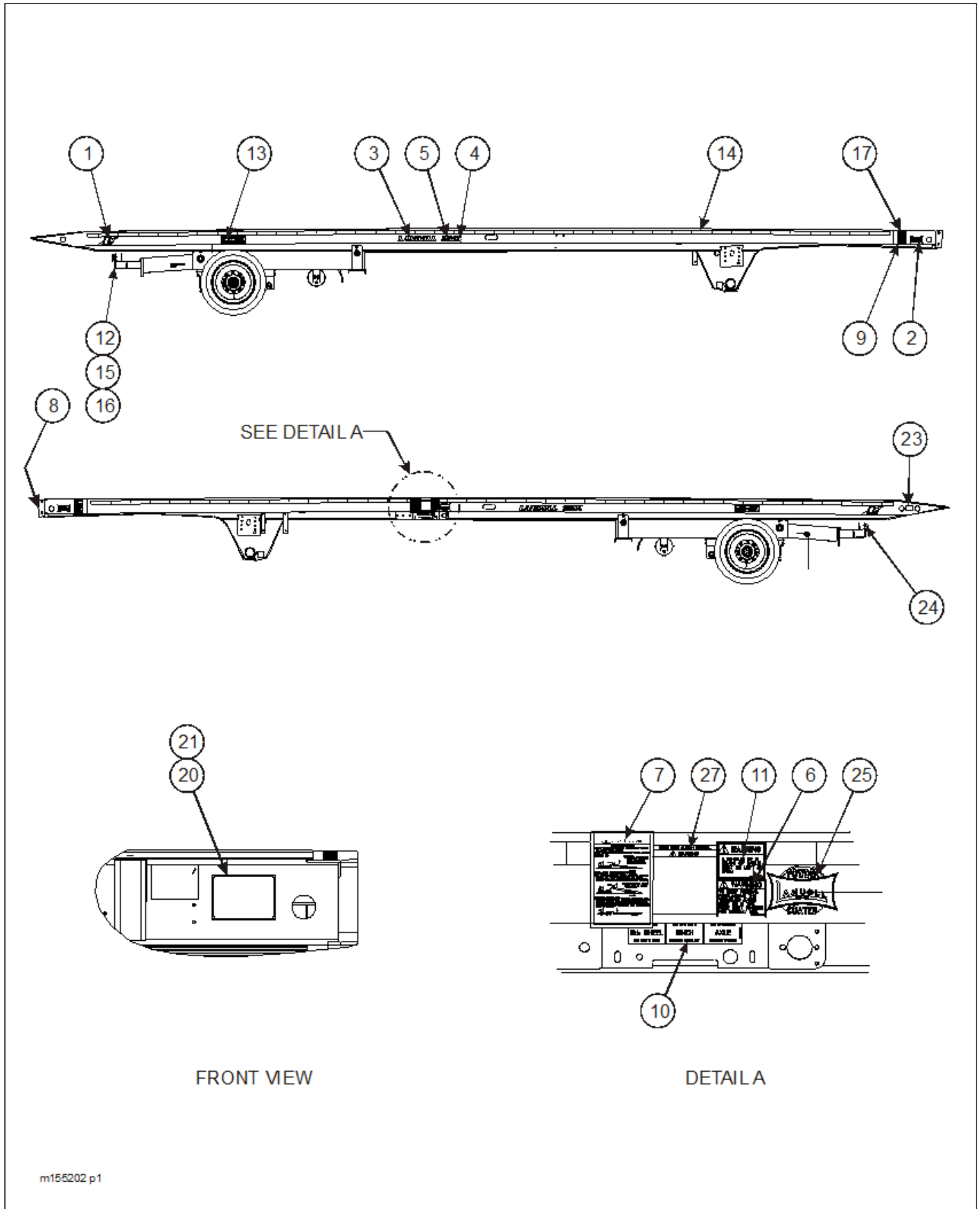


Figure 2-2: Decal Placement, Single Axle

ILLUSTRATED PARTS LIST

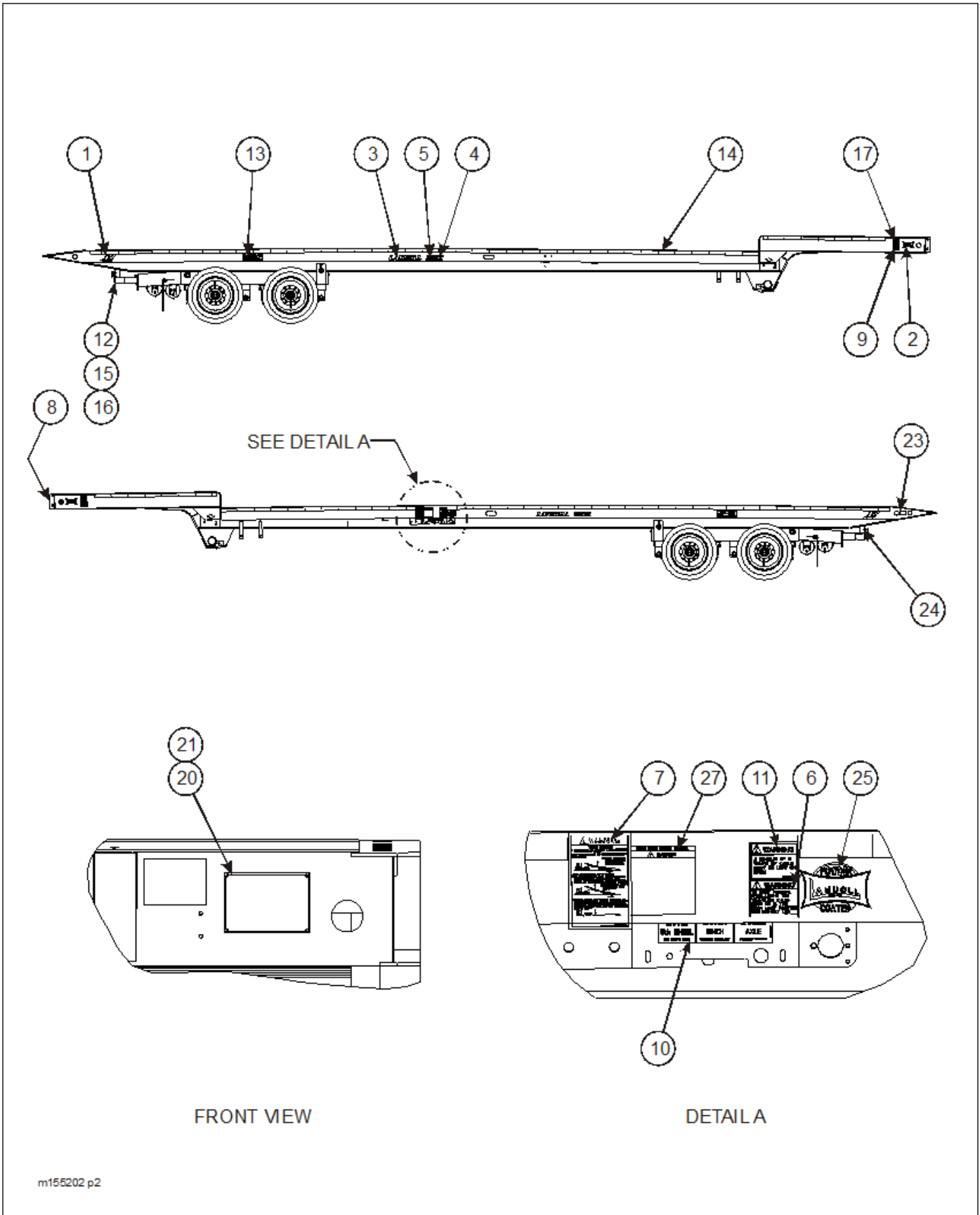


Figure 2-3: Decal Placement, Tandem Axle

DECAL PLACEMENT

ITEM	PART NO.	DESCRIPTION	QTY.
1	153797	DECAL, HWY L REFLECTIVE 5"	8
2	153799	DECAL, BOW TIE WHITE	4
2	153800	DECAL, BOW TIE BLACK	4
3	153795	DECAL, LANDOLL REFLECTIVE	4
4	153792	DECAL, "C" REFLECTIVE	4
5	153730	DECAL, 330 REFLECTIVE	2
6	3-573-010300	DECAL, WARNING RIDE POSITION UNDERCARRIAGE	1
7	3-573-010127	DECAL, OPERATION	1
8	105822	DECAL, HYD COUPLER (BEFORE 03/01/2022 REQ 1 EACH - AFTER NO LONGER USED)	--
9	3-573-010134	DECAL, CONCENTRATED LOAD 10,000 LB. (SINGLE AXLE)	2
9	3-573-010086	DECAL, CONCENTRATED LOAD 20,000 LB. (TANDEM AXLE)	2
10	3-573-010057	DECAL, INSTRUCTION	1
11	3-573-010299	DECAL, WARNING WINCH	1
12	103055	DECAL, ENERGY BUMPER CERT.	1
13	3-573-010210	DECAL, TORQUE SPEC 8-10 STUD HUB	1
14	3-573-010377	DECAL, REFLEXITE TAPE RED/WHITE (BY THE INCH)	48
15	103056	DECAL, ENERGY BUMPER WARNING	1
16	3-573-010031	DECAL, BUMPER	1
17	3-573-010298	DECAL, PATENT TRAILERS AND TOLL FREE NO.	2
18	148597	DECAL, WWW.MOBILE	1
19	148598	DECAL, MOBILE GROUP	1
20	155780	INFORMATION FOR TRL VIN	1
21	12420301-017	RIVET, BLIND .156 X 1/4 GRIP	4
22	3-573-010378	DECAL, 2 X10 REFLEXITE WHITE (NOT SHOWN)	2
23	101855	WARNING LAMP LABEL, ABS	1
24	142553	DECAL, GREASE TRAILER	1
25	153798	DECAL, POWDER COATED REFLECTIVE	1
26	140087	DECAL, REMOTE	1
27	100600	DECAL, WARNING WINCH	1

ILLUSTRATED PARTS LIST

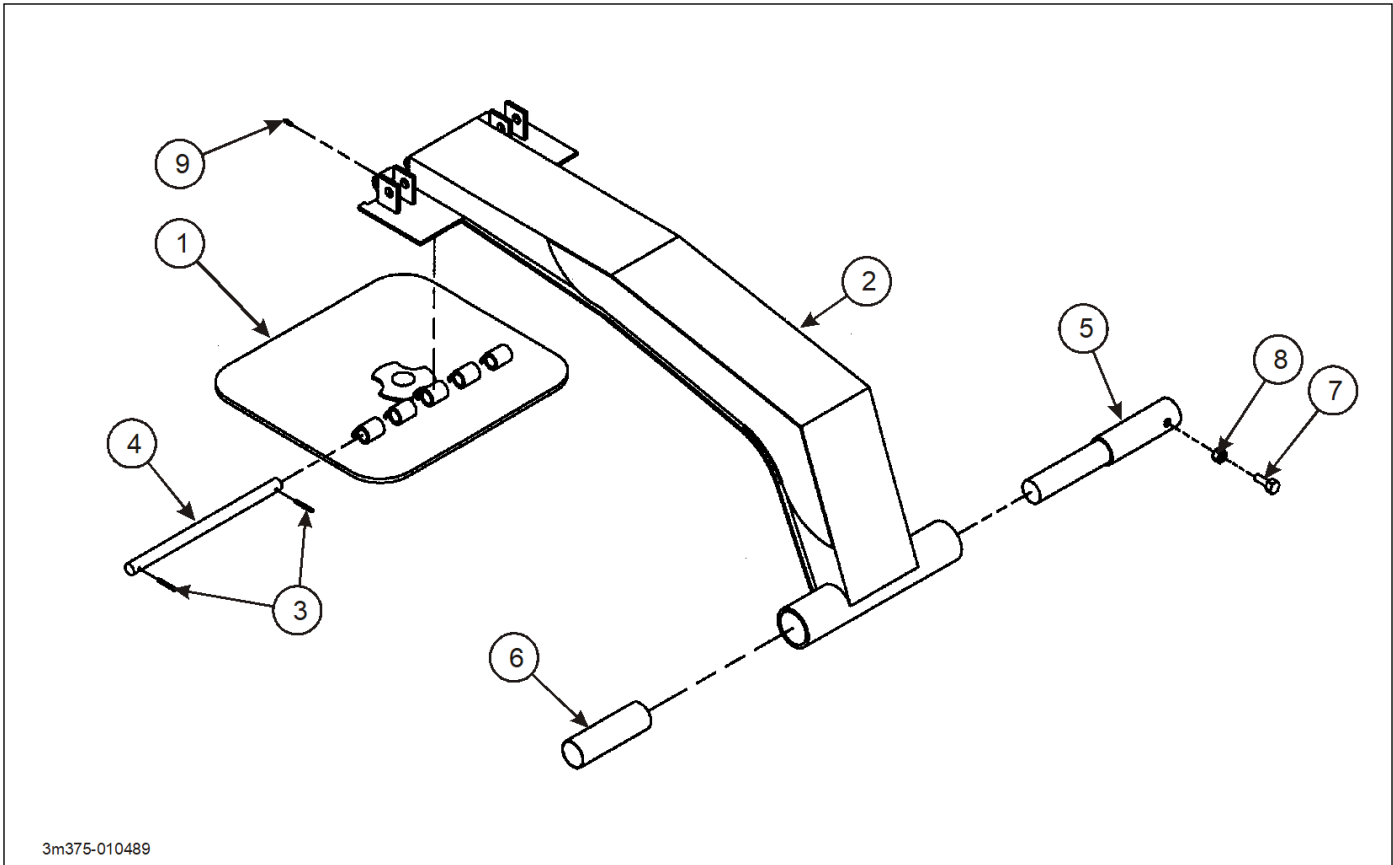
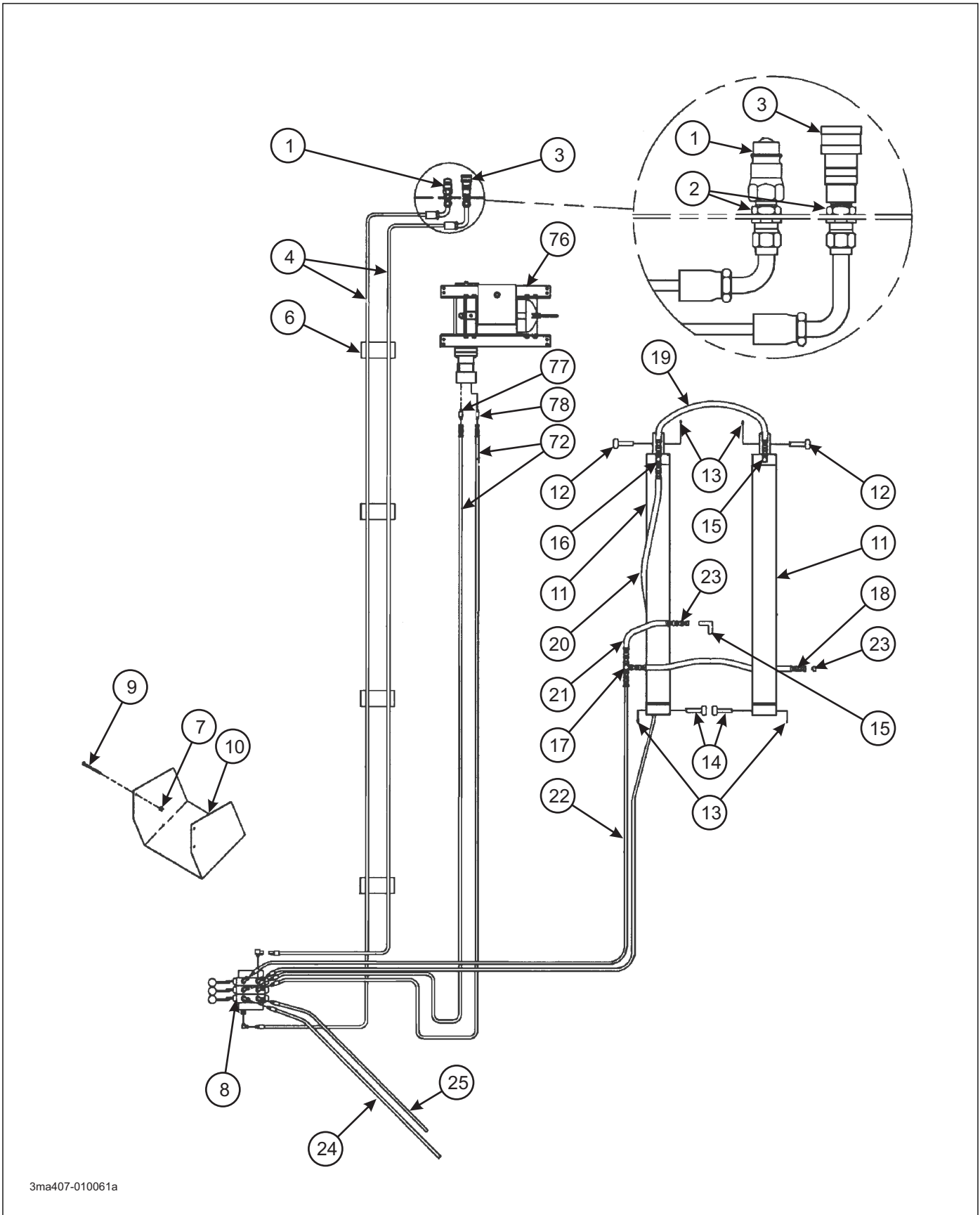


Figure 2-4: Fifth Wheel Assembly

FIFTH WHEEL ASSEMBLY

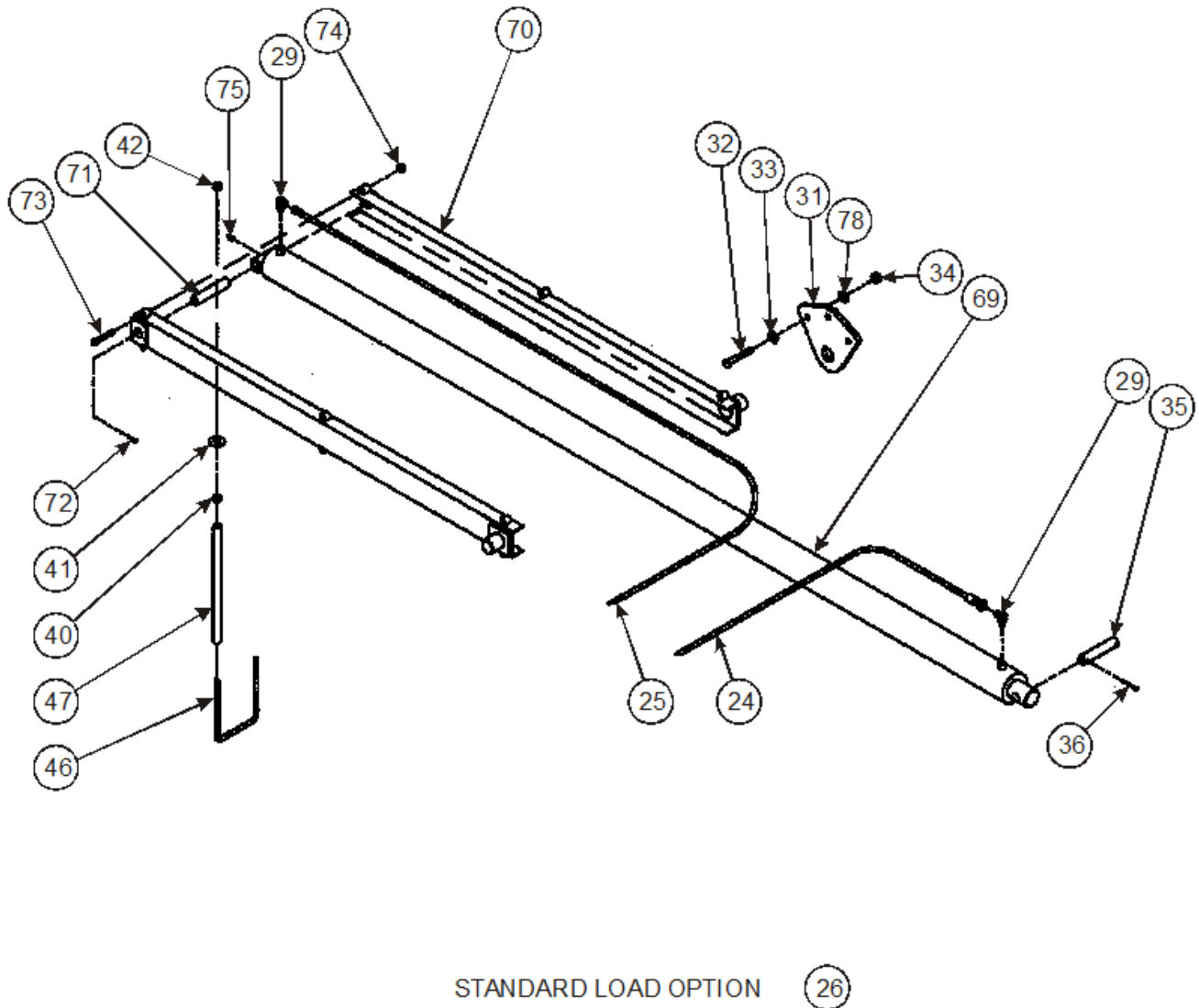
ITEM	PART NO.	DESCRIPTION	QTY.
	3-375-010489	HITCH INSTALLATION	--
1	3-375-010250	HITCH PLATE 24"/30" KING PIN	1
	3-375-010349	HITCH PLATE 18" KING PIN	1
2	3-375-010292	HITCH ASSEMBLY CONTAINER HAULER	1
3	1-647-010004255	SPRING PIN SLOTTED 3/8 X2	2
4	3-557-010030	HINGE PIN FIFTH WHEEL	1
5	3-826-010015	TUBE WELDMENT INNER FIFTH WHEEL	1
6	3-826-010014	TUBE INNER HINGE FIFTH WHEEL	1
7	1-654-010061-07	SCREW, HEX HEAD CAP 3/4-10 X 2-1/2 GR5	2
8	1-512-010005-15	NUT, HEX LOCK 3/4-10 GRB	2
9	1-298-010001-1	FITTING GRS STR SHORT 1/4-28	6

ILLUSTRATED PARTS LIST



3ma407-010061a

Figure 2-5: Hydraulic System (1 of 3)



3mb407-010061

Figure 2-6: Hydraulic System, Standard Load Angle Option (2 of 3)

ILLUSTRATED PARTS LIST

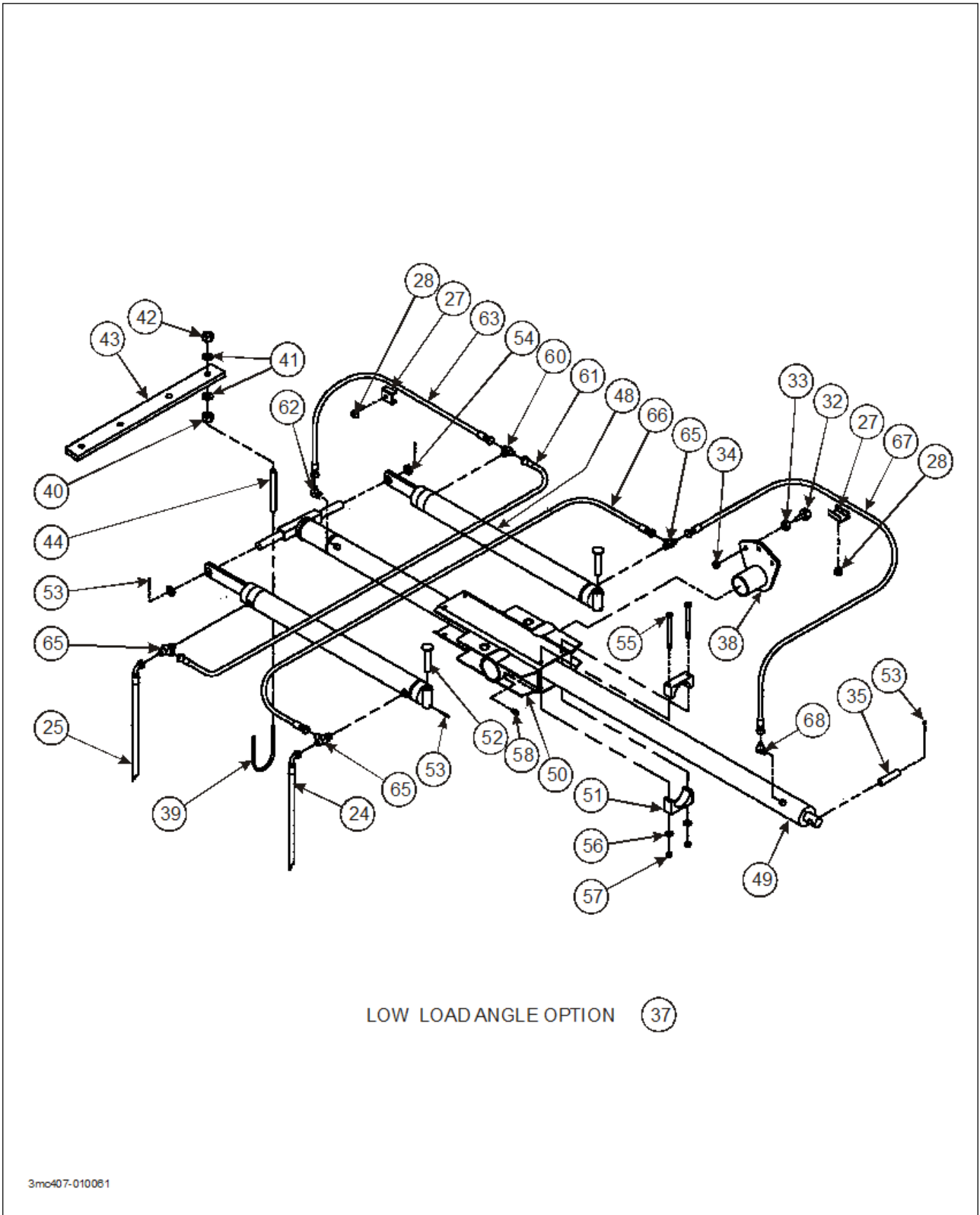


Figure 2-7: Hydraulic System, Low Load Angle Option (3 of 3)

HYDRAULIC SYSTEM

ITEM	PART NO.	DESCRIPTION	QTY.
	-----	HYDRAULIC ELECTRICAL AIR	--
	3-375-010489	HITCH INSTALLATION - 42', 48', 51"	--
	3-873-010166	WINCH INSTALLATION 12K/20K (ITEMS 76-78)	--
1	105479	COUPLER FLAT FACE MALE NOSE (SEE PAGE 2-169) (BEFORE 03/01/2022 - SILVER BODY)	1
1	239677	COUPLER FL FACE ISO -12 MALE (SEE PAGE 2-169) (AFTER 03/01/2022 - BLACK BODY)	1
1	105481	COUPLER DUST CAP MALE (BEFORE 03/01/2022)	1
1	239679	DUST CAP -12 ISO MALE COUPLER (AFTER 03/01/2022)	1
2	105483	ADAPTER, BULKHEAD 12JIC-12ORING	2
3	105480	COUPLER FLAT FACE FEMALE BODY (SEE PAGE 2-169) (BEFORE 03/01/2022)	1
3	239678	COUPLER FL FACE ISO -12 FEMALE (SEE PAGE 2-169) (AFTER 03/01/2022)	1
3	105482	COUPLER DUST CAP FEMALE (BEFORE 03/01/2022)	1
3	239680	DUST CAP FEMALE COUPLER -12ISO (AFTER 03/01/2022)	1
4	1-397-010305254	HOSE ASSEMBLY 3/4 X 254 (42')	2
4	100064	HOSE ASSEMBLY 3/4 X 302 (48')	2
4	128028	HOSE ASSEMBLY 3/4 X 362 (51')	2
4	158040	HOSE ASSEMBLY 3/4 X 280 (CHAIN DRIVE)	2
6	3-181-010006	HOSE CLAMP	--
7	1-510-010001	NUT, FLANGE LOCK 3/8-16	8
8	148242	VALVE ASSEMBLY 3 SPOOL (SEE PAGE 2-17)	1
9	1-654-010051-05	SCREW, HEX HEAD CAP 3/8-16 X 1 GR5	8
10	3-681-010122	SHIELD, CONTROL VALVE	1
11	3-242-010099	CYLINDER, HYDRAULIC 4X42 (SEE PAGE 2-14)	2
12	3-557-010059	PIN, CYLINDER ROD END	2
13	1-557-010362-54	PIN, COTTER 3/16 X 2-1/4	4
14	3-557-010033	PIN, CYLINDER BUTT END	2
15	2062-8-8S	ADAPTER, 90	3
16	203003-8-8S	ADAPTER, TEE	1
17	2033-8-8S	ADAPTER, TEE	1
18	1-397-010301048	HOSE ASSEMBLY 1/2 X 48 (24" KINGPIN)	1
18	1-397-010301064	HOSE ASSEMBLY 1/2 X 64 (18" KINGPIN DROP DECK)	1
19	107756	HOSE ASSEMBLY 1/2 X 24	1
20	1-397-010301220	HOSE ASSEMBLY 1/2 X 220 (42')	1
20	1-397-010301268	HOSE ASSEMBLY 1/2 X 268 (48')	1
20	1-397-010301304	HOSE ASSEMBLY 1/2 X 304 (51')	1
21	1-397-010301028	HOSE ASSEMBLY 1/2 X 28	1
22	1-397-010301122	HOSE ASSEMBLY 1/2 X 122 (42')	1
22	1-397-010301194	HOSE ASSEMBLY 1/2 X 194 (48')	1
22	1-397-010301238	HOSE ASSEMBLY 1/2 X 238 (51')	1
23	3-846-010155	VALVE RESTR. 1/16-ONE WAY(DIRECT REPLACEMENT) (42' & 48')	2
23	3-846-010156	VALVE RESTR. 3/64-ONE WAY (DIRECT REPLACEMENT) (51')	2
24	100063	HOSE ASSEMBLY 1/2 X 92 (STD LOAD ANGLE)	1
24	1-397-010302112	HOSE ASSEMBLY 1/2 X 112 (LOW LOAD ANGLE)	1
24	1-397-010301238	HOSE ASSEMBLY 1/2 X 238 (CHAIN DRIVE)	1
25	1-397-010301130	HOSE ASSEMBLY 1/2 X 130 (STD LOAD ANGLE)	1
25	1-397-010302042	HOSE ASSEMBLY 1/2 X 42 (LOW LOAD ANGLE)	1

ILLUSTRATED PARTS LIST

HYDRAULIC SYSTEM

ITEM	PART NO.	DESCRIPTION	QTY.
25	51039-23	HOSE ASSEMBLY 1/2 X 16 (CHAIN DRIVE)	1
26	3-242-010153	CYLINDER ASSEMBLY (STD LOAD ANGLE)(ITEMS 69-75)	1
27	2-181-010001	HOSE CLAMP (LOW LOAD ANGLE)	2
28	1-510-010001	NUT, FLANGE LOCK 3/8-16 (LOW LOAD ANGLE)	2
29	2062-8-8S	ADAPTER, 90 (STD LOAD ANGLE)	2
30	1-796-010003-02	TY-WRAP (STD LOAD ANGLE) (NOT SHOWN)	12
31	3-125-010241	BRACKET, CYLINDER MOUNT (STD LOAD ANGLE)	2
32	1-654-010061-06	SCREW, HEX HEAD CAP 3/4-10 X 2-1/4 GR5	6
33	3-861-010038	WASHER, STEP	6
34	1-512-010005-15	NUT, HEX LOCK 3/4-10 GRB	6
35	3-557-010120	PIN, UNDERCARRIAGE CYLINDER	1
36	1-557-010362-54	PIN, COTTER 3/16 X 2-1/4	2
37	3-242-010152-02	CYLINDER ASSEMBLY (LOW LOAD ANGLE) (ITEMS 48-68)	1
38	3-125-010244	BRACKET WELDMENT, CYLINDER TRUN (LOW LOAD ANGLE)	2
39	3-102-010022	U BOLT, CYLINDER SUPPORT (LOW LOAD ANGLE)	2
40	1-512-010007-09	NUT, HEX 1/2-13 GR2	2,4*
41	1-861-010032-15	WASHER, FLAT 1/2W	4,8*
42	1-512-010005-09	NUT, HEX LOCK 1/2-13 GRB	2,4*
43	3-146-010001	RUBBER BUMPER CYLINDER (LOW LOAD ANGLE)	1
44	1-397-010010016	HOSE, HYDRAULIC 1/2 X16 (LOW LOAD ANGLE)	2
46	3-102-010048	U-BOLT, 7-5/8 X 10 (STD LOAD ANGLE)	1
47	2750-8	HOSE, AIR BRAKE 1/2 X 20 (STD LOAD ANGLE)	AR
48	3-242-010099	HYDRAULIC CYLINDER WELDMENT (SEE PAGE 2-14)	2
49	3-242-010103	CYLINDER, HYDRAULIC 4 X 126 (SEE PAGE 2-15)	1
50	3-120-010125	CYLINDER TRUNNION ASSEMBLY	1
51	3-120-010117	NYLATRON BEARING	4
52	3-557-010031	PIN, CYLINDER BUTT END	2
53	1-557-010362-54	PIN, COTTER 3/16 X 2-1/4	4
54	3-150-010223	BUSHING	2
55	1-654-010059-21	SCREW, HEX HEAD CAP 5/8-11 X 8 GR5	4
56	1-861-010032-19	WASHER, FLAT 5/8W	4
57	1-512-010005-13	NUT, HEX LOCK 5/8-11 GRB	4
58	1-298-010001-1	ZERK FITTING, 1/4	4
59	1-161-010033-04	CAP, PLASTIC TAPERED 1/2 (NOT SHOWN)	2
60	203003-8-8S	ADAPTER, TEE	1
61	1-397-010301039	HOSE ASSEMBLY	1
62	2061-8-8S	ADAPTER, 45	1
63	1-397-010302070	HOSE ASSEMBLY 1/2 X 70	1
65	203005-8-8S	ADAPTER, TEE	3
66	1-397-010301042	HOSE ASSEMBLY 1/2 X 42	1
67	107486	HOSE ASSEMBLY 1/2 X 90	1
68	2062-8-8S	ADAPTER, 90	1
69	3-242-010102	CYLINDER, HYDRAULIC 4X126 O-RING (SEE PAGE 2-15)	1
70	3-120-010073	BRACKET ASSEMBLY, CYLINDER TRUNNION	2
71	3-557-010033	PIN, CYLINDER BUTT END	1
72	1-397-010302240	HOSE ASSEMBLY 1/2 X 240	2
72	100062	HOSE ASSEMBLY 1/2 X 286	2
72	1-397-010302172	HOSE ASSEMBLY 1/2 X 172	2
73	1-654-010055-17	SCREW, HEX HEAD CAP 1/2-13 X 6 GR5	6

HYDRAULIC SYSTEM

ITEM	PART NO.	DESCRIPTION	QTY.
74	1-512-010005-09	NUT, HEX LOCK 1/2-13 GRB	6
75	1-298-010001-1	FITTING, GREASE 1/4-28	1
76	- - - - -	WINCH ASSEMBLY (SEE PAGES 2-75 THRU 2-103)	1
77	202702-10-8S	ADAPTER	2
78	1-861-010032-21	WASHER, FLAT 3/4W	6
79	207-8-8S	ADAPTER 90, #8 FLR SWIVEL #8JIC	2

*THE FIRST QUANTITY LISTED IS FOR THE STANDARD LOAD ANGLE, THE SECOND QUANTITY IS FOR THE LOW LOAD ANGLE.

ILLUSTRATED PARTS LIST

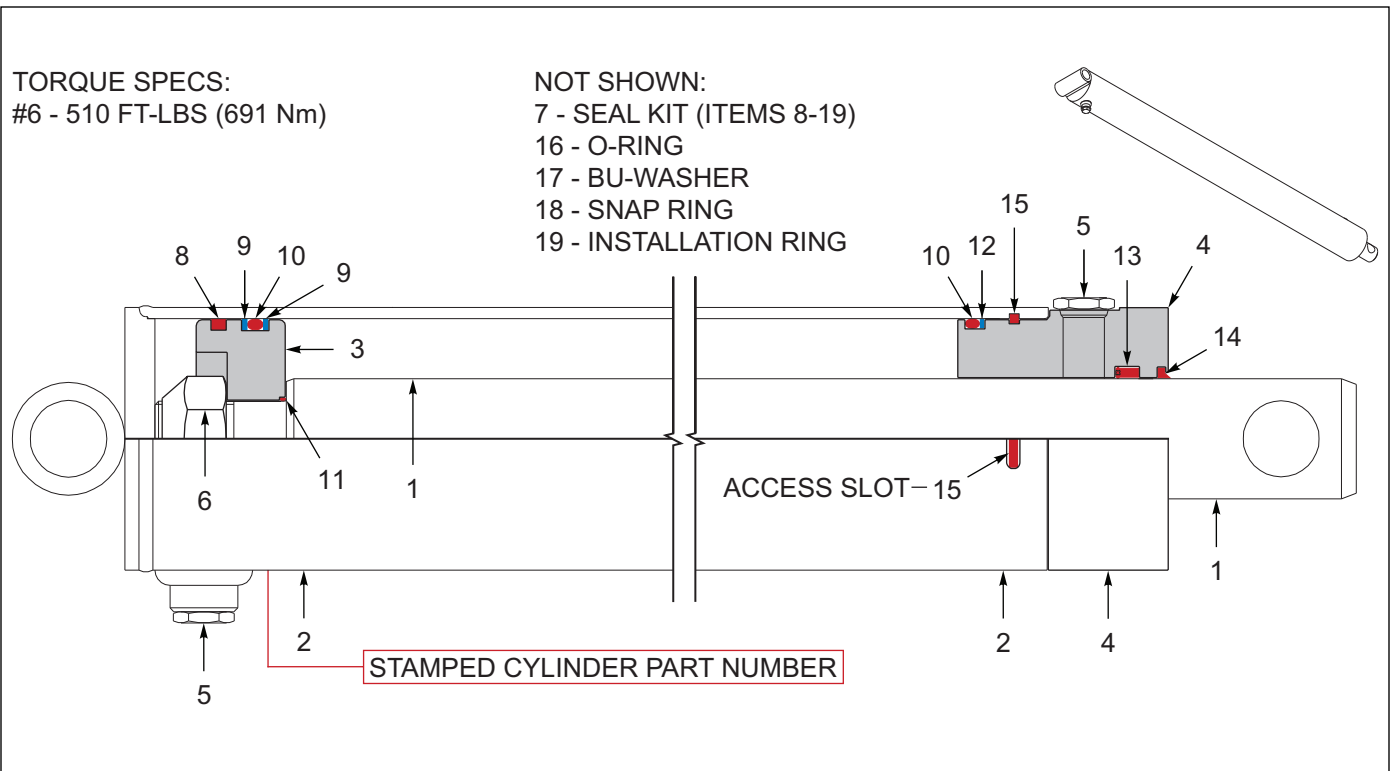


Figure 2-8: Trailer Tilt Cylinder Assembly

TRAILER TILT CYLINDER

ITEM	PART NO.	DESCRIPTION	QTY.
	3-242-010099	CYLINDER 4X42 317 TILT	--
1	011100550	PISTON ROD	1
2	-----	BUTT AND TUBE ASSEMBLY	1
3	071900048	PISTON FOR AD460 CYLINDER	1
4	081900295	GLAND (FLUSH MOUNT GLAND HELD BY A RETAINING ROD)	1
4	081900019	GLAND (INTERNAL MOUNT GLAND HELD IN BY A SNAP RING)	1
5	-----	SAE ORB PLUG	2
6	-----	LOCKNUT (1-1/4-12)	1
7	PMCK-AD-460	SEALKIT,3-242-010099,100,101 (INCLUDES ITEMS 8-19)	1
8	-----	PISTON RING	1
9	-----	BU-WASHER (PISTON)	2
10	-----	O-RING (PISTON & GLAND)	2
11	-----	O-RING (PISTON)	1
12	-----	BU-WASHER (GLAND)	1
13	-----	U-CUP	1
14	-----	WIPER	1
15	-----	RETAINER SQUARE WIRE (FLUSH GLAND)	1
16	-----	O-RING (INTERNAL GLAND / SNAP RING)	1
17	-----	BU-WASHER (INTERNAL GLAND / SNAP RING)	1
18	-----	SNAP RING (INTERNAL GLAND / SNAP RING)	1
19	-----	INSTALLATION RING	1

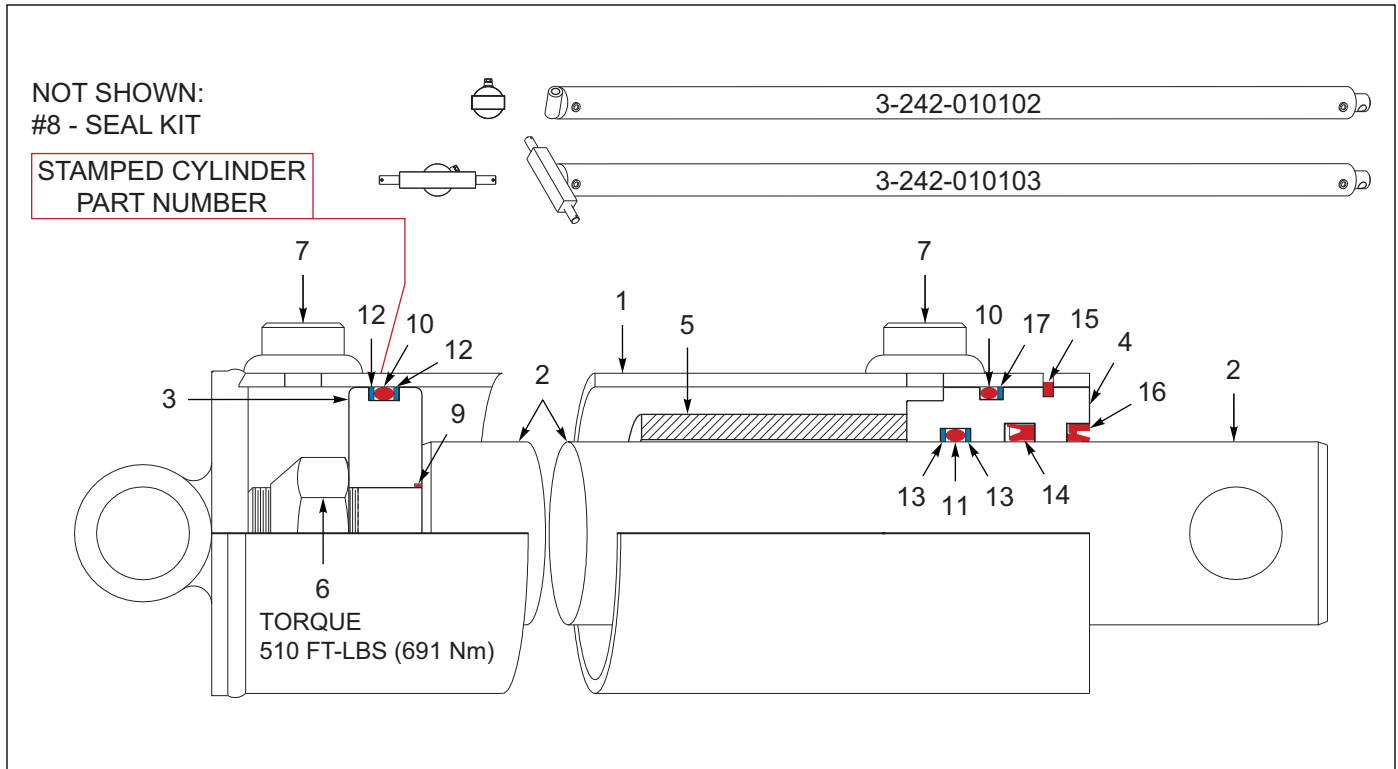
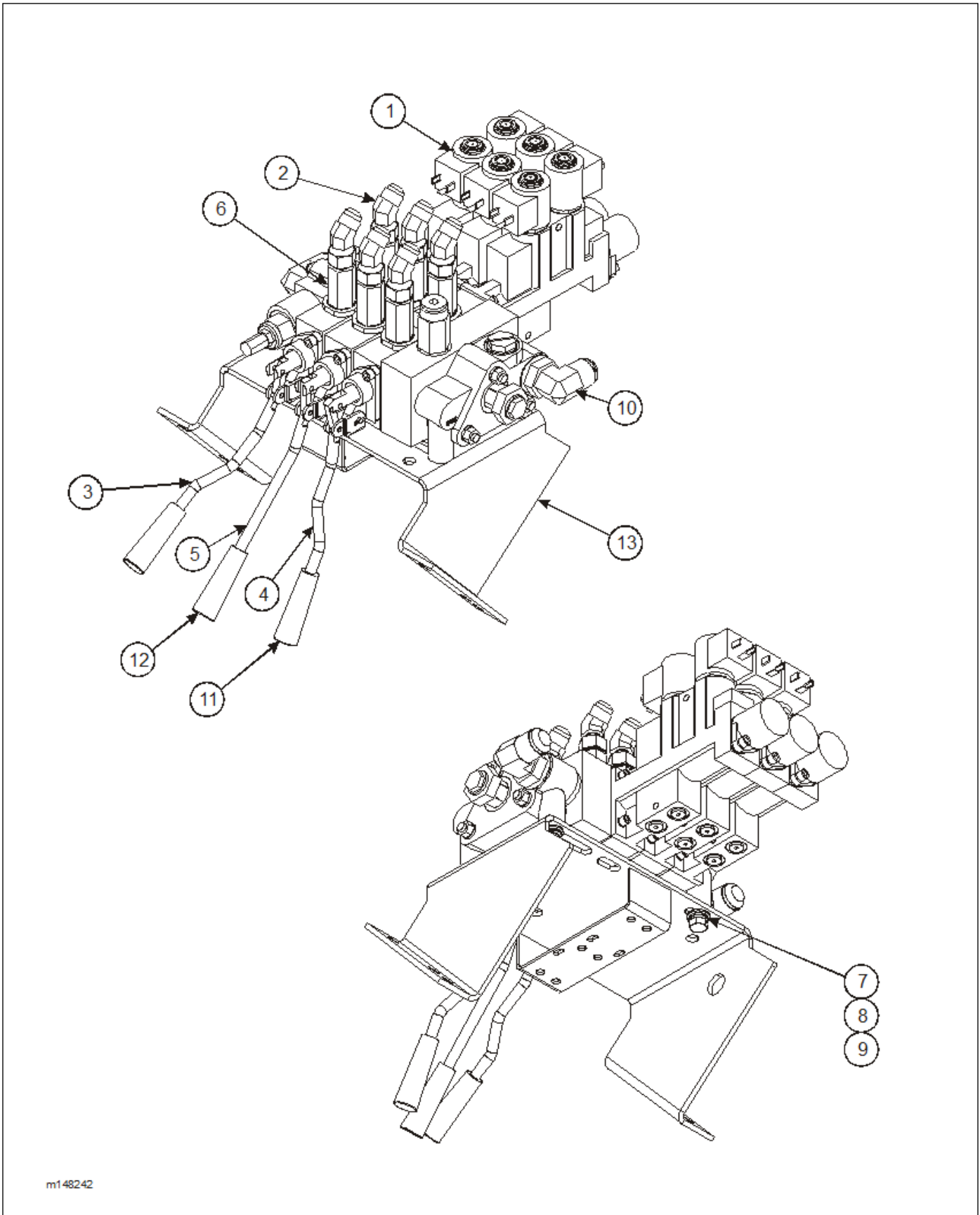


Figure 2-9: Trailer Tilt Cylinder Assembly

UNDERCARRIAGE SLIDE CYLINDER

ITEM	PART NO.	DESCRIPTION	QTY.
	3-242-010102	CYLINDER HYDR 4X126 O-RING (STANDARD LOAD ANGLE)	--
	3-242-010103	CYLINDER HYDR 4X126ORB W/PIN (LOW LOAD ANGLE)	--
1	-----	BUTT AND TUBE ASSEMBLY (STANDARD LOAD ANGLE)	1
1	-----	BUTT AND TUBE ASSEMBLY (LOW LOAD ANGLE)	1
2	011300179	PISTON ROD	1
3	071900195	PISTON, 4X126 CYL	1
4	081900277	GLAND FOR 3-242-010103	1
5	-----	SPACER	1
6	220000212	NUT LOCKING 1-242-010042	1
7	-----	SAE ORB PLUG	2
8	PMCK-AD-461	SEAL KIT-3-242-010102,103,185 (NOT SHOWN) (INCLUDES ITEMS 9-17)	1
9	-----	O-RING	1
10	-----	O-RING	2
11	-----	O-RING	1
12	-----	BU-WASHER	2
13	-----	BU-WASHER	2
14	-----	U-CUP	1
15	-----	SQUARE WIRE RETAINER	1
16	-----	CANNED WIPER	1
17	-----	BU-WASHER	1



m148242

Figure 2-10: Valve Assembly, Three Spool

VALVE ASSEMBLY, THREE SPOOL

ITEM	PART NO.	DESCRIPTION	QTY.
	148242	VALVE ASSEMBLY	
1	148240	VALVE, 3 STACK 2ND MOTOR SOL (SEE PAGE 2-19)	1
2	121031	ADAPTER 45	6
3	136377	VALVE HANDLE, RH FORMED	1
4	136378	VALVE HANDLE, LH FORMED	1
5	139519	VALVE HANDLE, CENTER FORMED	1
6	140893	ADAPTER, STR	6
7	1-654-010051-05	SCREW, HEX HEAD CAP 3/8-16 X 1 GR5	3
8	1-861-010032-10	WASHER, FLAT 3/8N	3
9	1-861-010034-11	WASHER, SPLIT LOCK 3/8	3
10	2062-10-12S	ADAPTER 90	2
11	3-360-010072	HANDLE, PLASTIC BLACK	2
12	3-360-010090	HANDLE, PLASTIC RED	1
13	3-482-010575	MOUNT WELDMENT, VALVE	1

ILLUSTRATED PARTS LIST

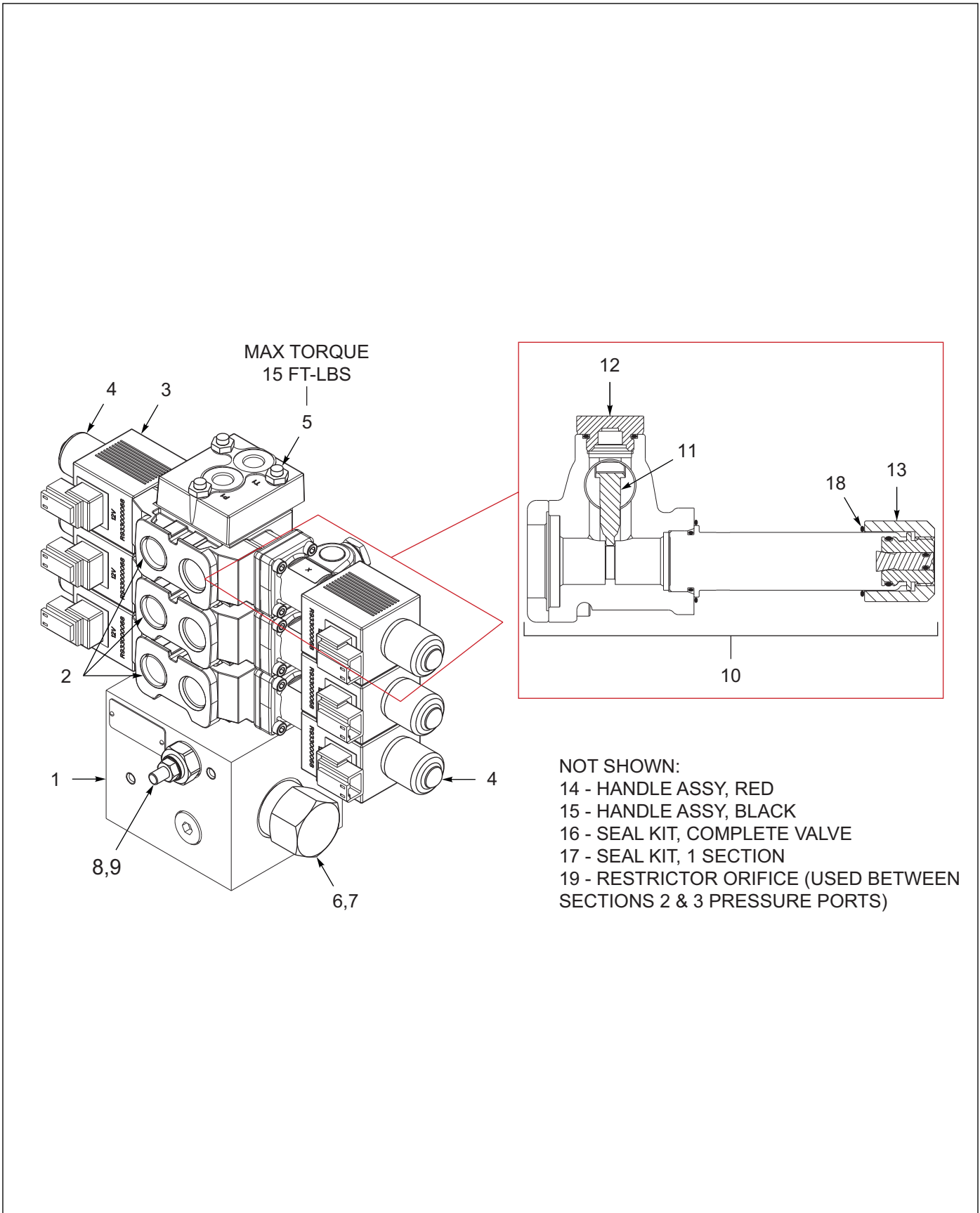


Figure 2-11: Three Stack Valve

THREE STACK VALVE

ITEM	PART NO.	DESCRIPTION	QTY.
	148240	VALVE 3 STACK 2ND MTR SOL	--
1	149526	INLET SECTION SVA-S328	1
2	149527	VALVE SECTION SVA-S329 (INCLUDES FRONT / REAR SECTIONS AND ITEMS 18-20)	2
3	149528	VALVE SECTION SVA-S330 (INCLUDES FRONT / REAR SECTIONS AND ITEMS 18-20)	1
4	149529	UTILITY VALVE SECTION SVA-S327	1
5	142483	OUTLET SECTION SVA-S305	1
6	149530	TIEROD KIT	1
7	169843	PIN/CLEVIS KIT SPOOL VALVE (1 PER HANDLE)	3
8	671900011	BASE, HANDLE	3
9	120749	SCREW 170003017 PDC	3
10	671400040	CLEVIS ASSEMBLY	3
11	671400033	COVER, SPOOL END	3
12	670500045	SPOOL BACKUP WASHER	3
13	240000208	O-RING	3
14	151823	CARTRIDGE PRINCE 660280068	1
15	138179	CARTRIDGE PWR BYD PRESSURE	1
16	149030	CARTRIDGE PRESSURE REDUCING	1
17	182089	CARTRIDGE RELIEF 2500PSI	1
18	142486	COIL/CARTRG ASSY HF 660381061 (2 PER SECTION) (INCLUDES ITEMS 19-21)	6
19	142484	COIL HF PRINCE 671302141 (2 PER SECTION)	6
20	142485	CARTRIDGE HF PRINCE 660263007 (2 PER SECTION)	6
21	143141	COIL NUT PRINCE #671800021 (2 PER SECTION)	6
22	114553	SEAL KIT, PRINCE VALVE (INCLUDES ITEMS 23-27) (FITS 1, 2 & 3 VALVE ASSEMBLIES)	1
23	660580002	SEAL KIT, INLET, STACK VALVE	1
24	660580003	SEAL KIT, OUTLET, STACK VALVE	1
25	660580004	SEAL KIT VALVE PRINCE STACK	1
26	660580005	KIT O-RING COMPLETE SOLENOID (1 PER SECTION)	3
27	660585006	SEAL KIT PILOT BTW SECTIONS (1 EACH BETWEEN SECTIONS)	4

ILLUSTRATED PARTS LIST

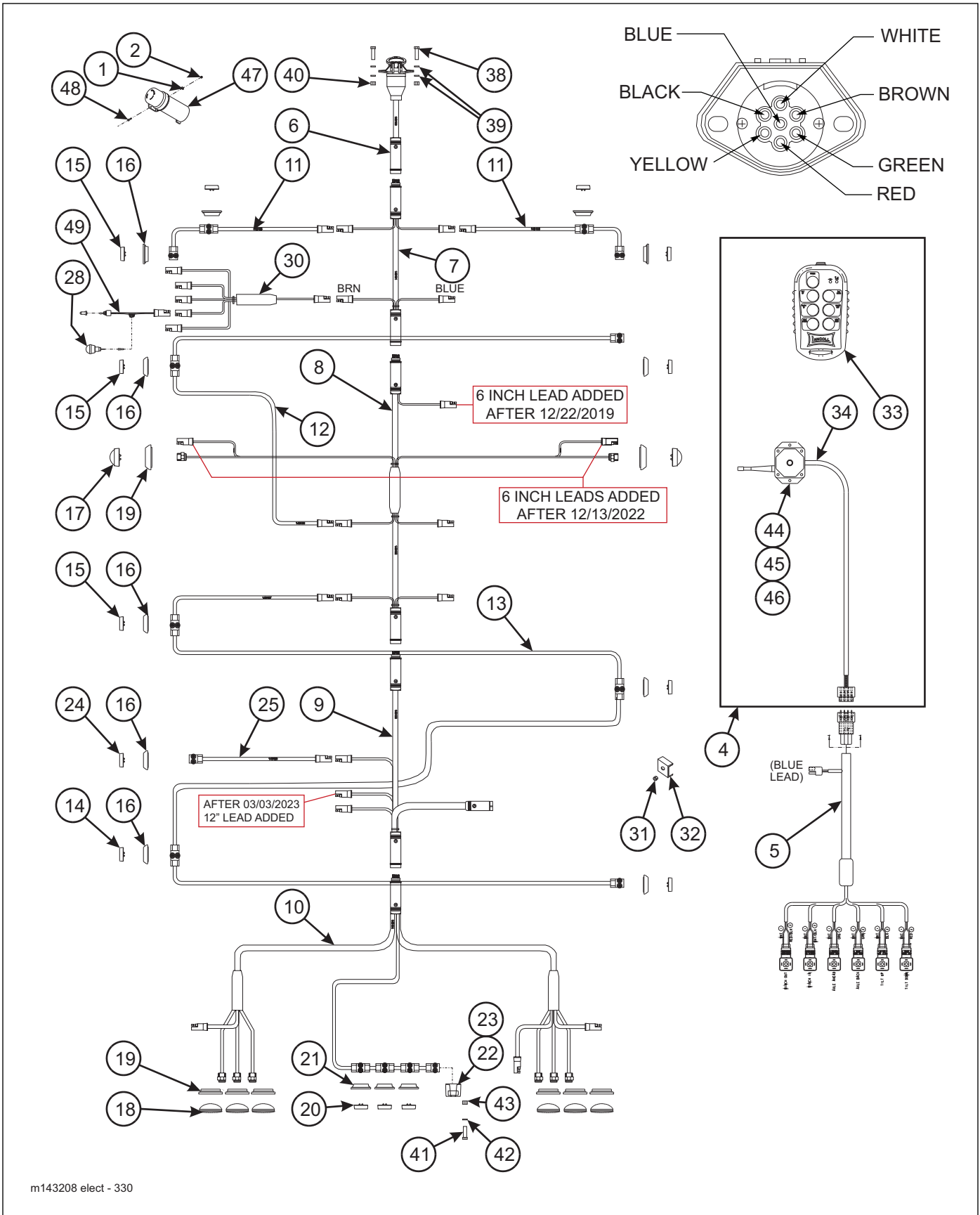


Figure 2-12: Electrical System

ELECTRICAL SYSTEM

ITEM	PART NO.	DESCRIPTION	QTY.
1	1-861-010032-07	WASHER,FLAT 1/4 ZP	8
2	1-512-010005-01	NUT, HEX LOCK 1/4-20 GRB	3
3	1-796-010003-02	TIE WRAPS (NOT SHOWN)	2
4	139537	RECEIVER/TRANSMITTER ASSY KT (BEFORE 03/15/2012)	1
4	168648	RECEIVER/TRANS MACRO KAR SL AX (INCLUDES ITEMS 33-35) (AFTER 03/15/2012) (SEE PAGE2-27)	1
5	140083	HARNESS ASSY, KAR-TECH 400	1
6	143100	HARNESS, 7 WAY RECEPTACLE	1
7	143101	HARNESS, FRONT MAIN	1
8	143102	HARNESS, BED MAIN	1
9	143103	HARNESS ECHAIN GROTE (AFTER 03/03/2023, 12" LEAD ADDED)	1
10	143104	HARNESS, BUMPER	1
11	143105	HARNESS, MARKER FRONT CORNER	2
12	143106	HARNESS, MARKER FRONT BED	1
13	143107	HARNESS, MARKER REAR BED	1
14	143108	LIGHT, RED LED 2.5 CL/MARKER	2
15	143109	LIGHT, YELLOW LED 2.5 CL/MARKER	8
16	143110	GROMMET, 2.5 SURFACE MOUNT	11
17	169410	LIGHT, YELLOW AUXILIARY TURN	2
18	143113	LIGHT, RED LED OVAL STT	6
19	143114	GROMMET, OVAL	8
20	143115	LIGHT, RED LED RECTANGLE CLEARANCE	3
21	143116	GROMMET, RECTANGLE	3
22	143117	LIGHT, CLEAR LED LICENSE	1
23	143118	BRACKET, LIGHT LICENSE	1
24	143119	LIGHT, YELLOW LED ABS	1
25	143120	HARNESS, ABS LAMP	1
26	143122	CLAMP, HARNESS (NOT SHOWN)	4
28	26331	LIGHT, PANEL	1
30	150093	HARNESS, 5 AUXILIARY BRANCHES	1
31	1-510-010001	NUT, FLANGE 3/8-16	--
32	2-181-010001	CLAMP, HOSE	--
33	143125	TRANSMITTER 6FUNCT SEE COMMENT (BEFORE 03/15/2012)	1
33	168975	TRANSMITTER (100) (168974) (AFTER 03/15/2012)	1
34	175583	RECEIVER ASSY KAR-TECH	1
35	168976	CAR CHARGER 12V TO MICRO USB (168974) (NOT SHOWN)	1
36	168982	CHARGER 120V TO MICRO USB (NOT INCLUDED) (NOT SHOWN)	1
38	1-654-010049-06	SCREW, HEX HEAD CAP 5/16-18 X 1	2
39	1-861-010032-09	WASHER, FLAT 5/16W	4
40	1-512-010005-03	NUT, HEX LOCK 5/16-18	2
41	1-656-010003051	SCREW, RD HEAD SQ NECK 10-24 X 3/4	2
42	1-861-010034-07	WASHER, FLAT #10	2
43	1-512-010007-03	NUT, HEX LOCK 10-24	2
44	1-654-010047-06	SCREW,HX CP 1/4-20UNCX1 GR5	2
45	1-861-010032-06	WASHER, FLAT 1/4N	4
46	108417	NUT SPIRAL 1/4-20HX FG	2

ILLUSTRATED PARTS LIST

ELECTRICAL SYSTEM

ITEM	PART NO.	DESCRIPTION	QTY.
47	150076	MANUAL HOLDER	1
48	1-654-010047-05	SCREW, HEX HEAD CAP 1/4-20 X 7/8 GR5	3
49	150117	TOGGLE SWITCH SEALED SPST	1

ILLUSTRATED PARTS LIST

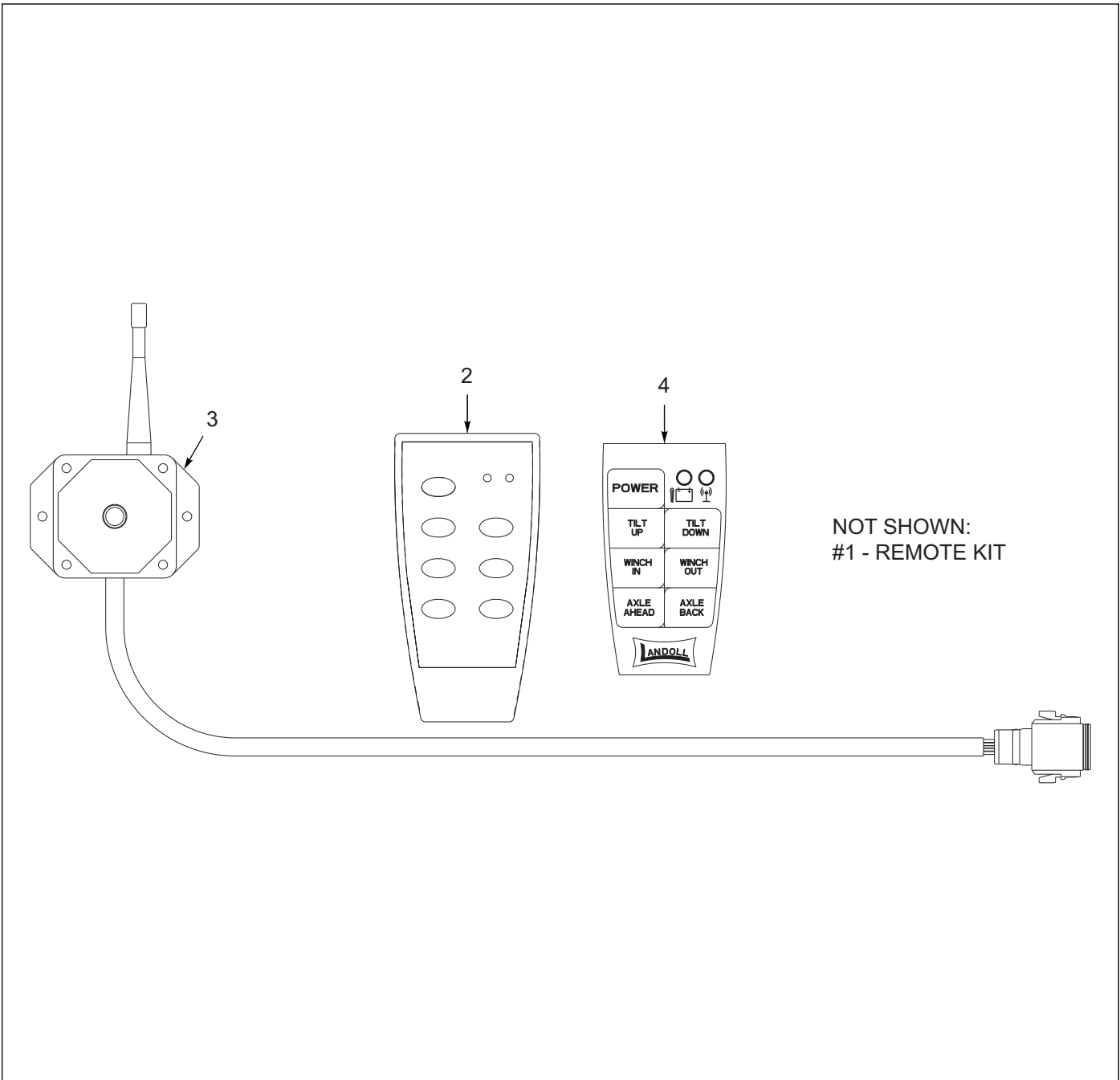


Figure 2-13: Wireless Remote Assembly, Kar-Tech (BEFORE 03/15/2012)

WIRELESS REMOTE ASSEMBLY, KAR-TECH (BEFORE 03/15/2012)

ITEM	PART NUMBER	DESCRIPTION	QTY
	139537	RECEIVER/TRANSMITTER ASSY KT	--
1	138151	REMOTE KAR-TECH 6 SEE COMMENTS	1
2	143125	TRANSMITTER 6FUNCT SEE COMMENT	1
3	143126	RECEIVER 6FUNCT FOR 138151 (BEFORE 02/01/2013)	1
3	175583	RECEIVER ASSY KAR-TECH (AFTER 02/01/2013)	1
4	143128	DECAL 6FUNCT WINCH/TILT/AXLE (NOT INCLUDED)	1

ILLUSTRATED PARTS LIST



NOT SHOWN:
#2 - REMOTE KAR-TECH KIT

Figure 2-14 Wireless Remote Assembly, Kar-Tech (AFTER 03/15/2012)

WIRELESS REMOTE ASSEMBLY, KAR-TECH (AFTER 03/15/2012)

ITEM	PART NUMBER	DESCRIPTION	QTY
	168648	RECEIVER/TRANS MACRO KAR SL AX (INCLUDES ITEMS 1-2)	--
1	168979	LANYARD LANDOLL	1
2	168974	REMOTE KAR-TECH SLIDE AX (INCLUDES ITEMS 3-6)	1
3	168975	TRANSMITTER (100)	1
4	175583	RECEIVER 6FUNCT FOR 138151	1
5	235291	CHARGER 12V TO MAGNETIC USB (CORD ONLY, REQUIRES ITEM 6)	1
6	168976	CHARGER 12V TO MICRO USB (CAR CHARGER W/MICRO USB, REQUIRES ITEM 5)	1
7	168982	CHARGER 120V TO MICRO USB (NOT INCLUDED) (WALL CHARGER, REQUIRES ITEM 5)	1
8	197460	BATTERY REPLACE KARTECH MACRO (NOT INCLUDED) (CERTAIN TRANSMITTER MODEL NUMBERS ONLY. FOR COMPATIBILITY, CONTACT LANDOLL SERVICE DEPARTMENT)	1

ILLUSTRATED PARTS LIST

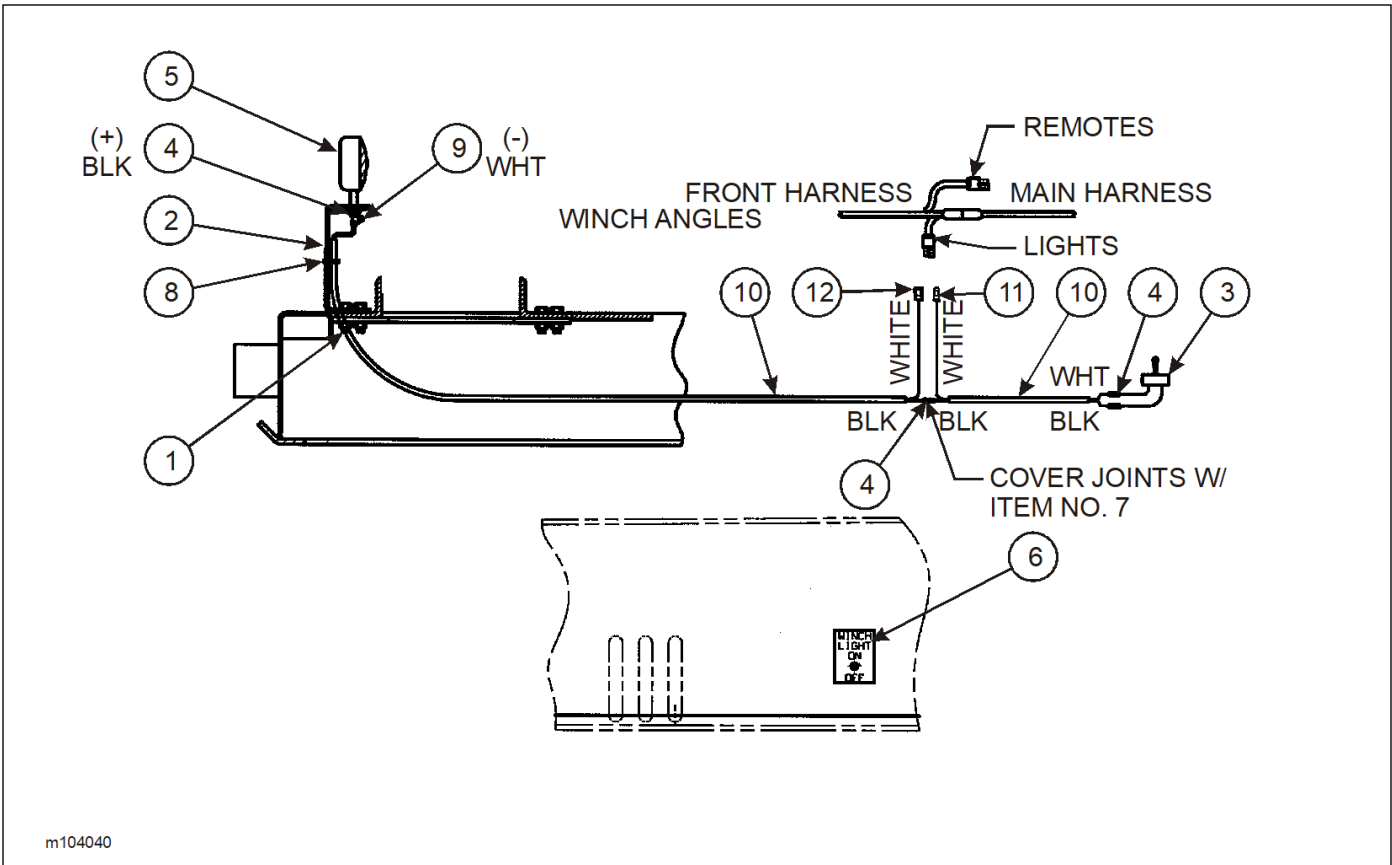


Figure 2-15: Electrical System, Winch Light

ELECTRICAL SYSTEM, WINCH LIGHT

ITEM	PART NO.	DESCRIPTION	QTY.
	104040	ELECTRICAL SYSTEM WINCH LIGHT	
1	1-654-010055-07	SCREW, HEX HEAD CAP 1/2-13 X 2-1/2 GR5	2
2	3-120-010485	BRACKET, WINCH LIGHT, UPPER DECK	1
3	3-272-010017	TOGGLE SWITCH	1
4	3-272-010021	ELECT. BUTT SPLICE	4
5	64181	RECTANGLE QUARTZ HALOGEN LAMP	1
6	3-573-010273	DECAL, WINCH LIGHT	1
7	3-201-010002	CONDUIT, 3/8 PLASTIC FLEX	--
8	1-796-010003-01	TIE STRAP, PLASTIC	5
9	239-3646-7	TERMINAL RING	1
10	3-156-010008	CABLE, TWO CONDUCTOR	--
11	104043	CONNECTOR, MALE BULLET	1
12	104044	CONNECTOR, FEMALE BULLET	1

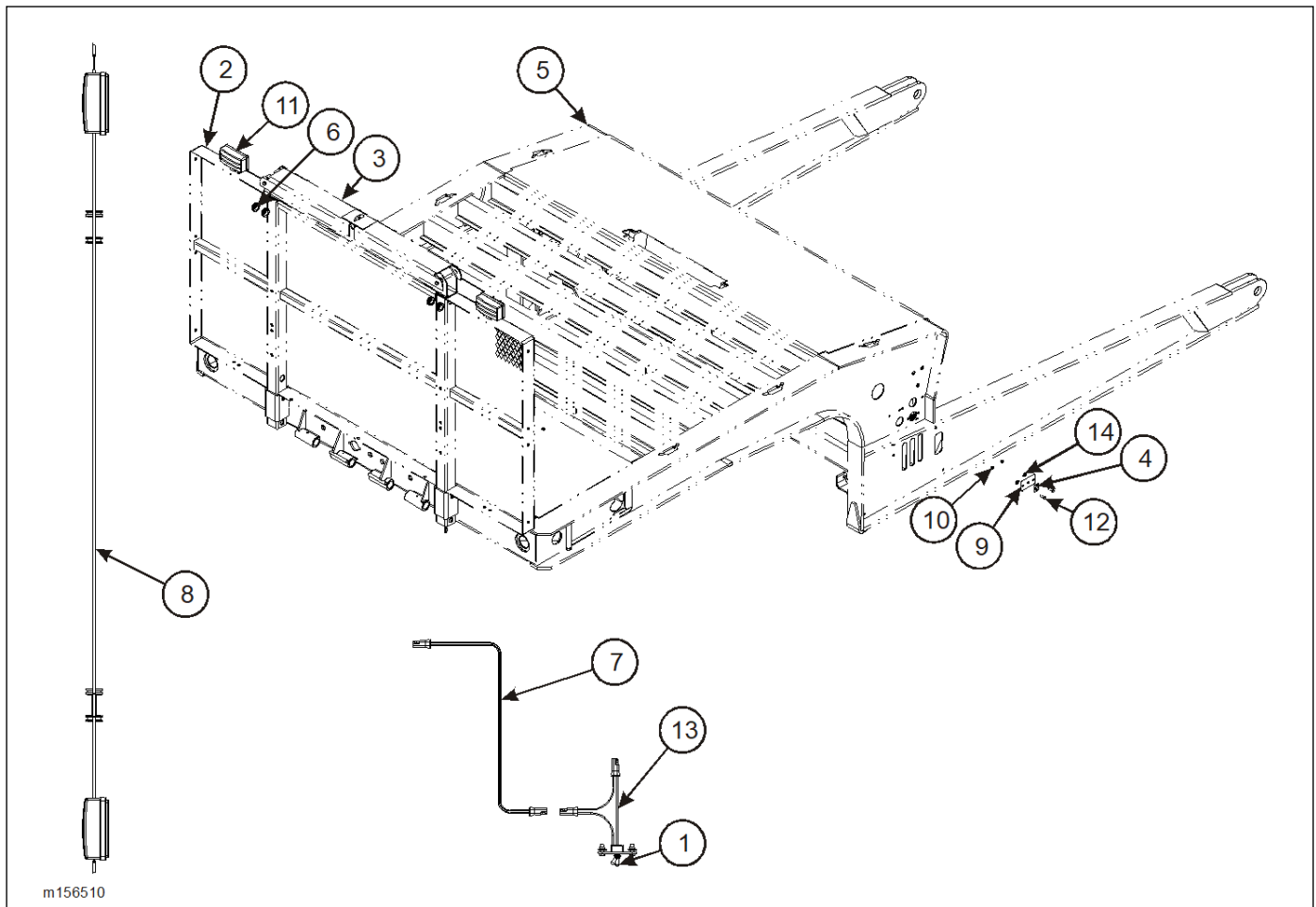


Figure 2-16: Electrical System, Dual Winch Light

WORK LIGHT ASSEMBLY, BULKHEAD (OPTION)

ITEM	PART NO.	DESCRIPTION	QTY.
	156510	WORK LIGHT ASSEMBLY, BULKHEAD (OPTION)	
1	81264	RUBBER BOOT FOR ELECT SWITCH	1
2	-----	BULKHEAD WELDMENT	--
3	B7-141-003	CHAIN RACK INSTALLATION	--
4	130116	DECAL, ON/OFF LIGHT	1
5	-----	GOOSENECK WELDMENT	--
6	1-343-010007	GROMMET	4
7	3-368-010252	HARNESS ASSEMBLY, BULKHEAD LIGHT EXT	1
8	3-368-010250	HARNESS, BULKHEAD LIGHTS	1
9	137987	MOUNT, ELECTRICAL SWITCH	1
10	1-512-010005-03	NUT, HEX LOCK 5/16-18 GRB	2
11	64181	RECT QUARTZ HALOGEN LAMP	2
12	1-654-010049-05	SCREW, HEX HEAD CAP 5/16-18 X 1 GR5	2
13	150117	TOGGLE SWITCH SEALED SPST	1
14	1-861-010032-09	WASHER, FLAT 5/16W	2

ILLUSTRATED PARTS LIST

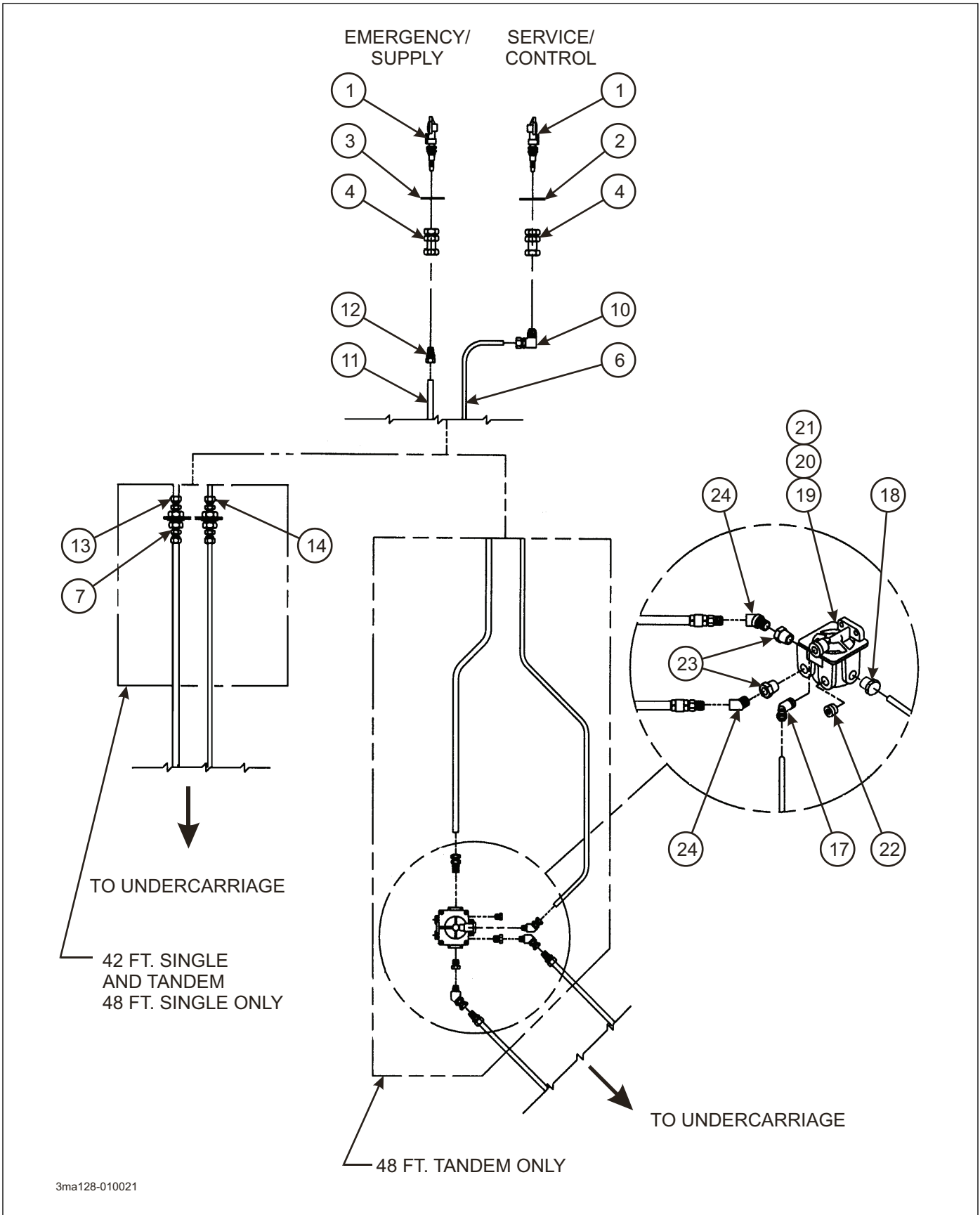


Figure 2-17: Air System (1 of 2)

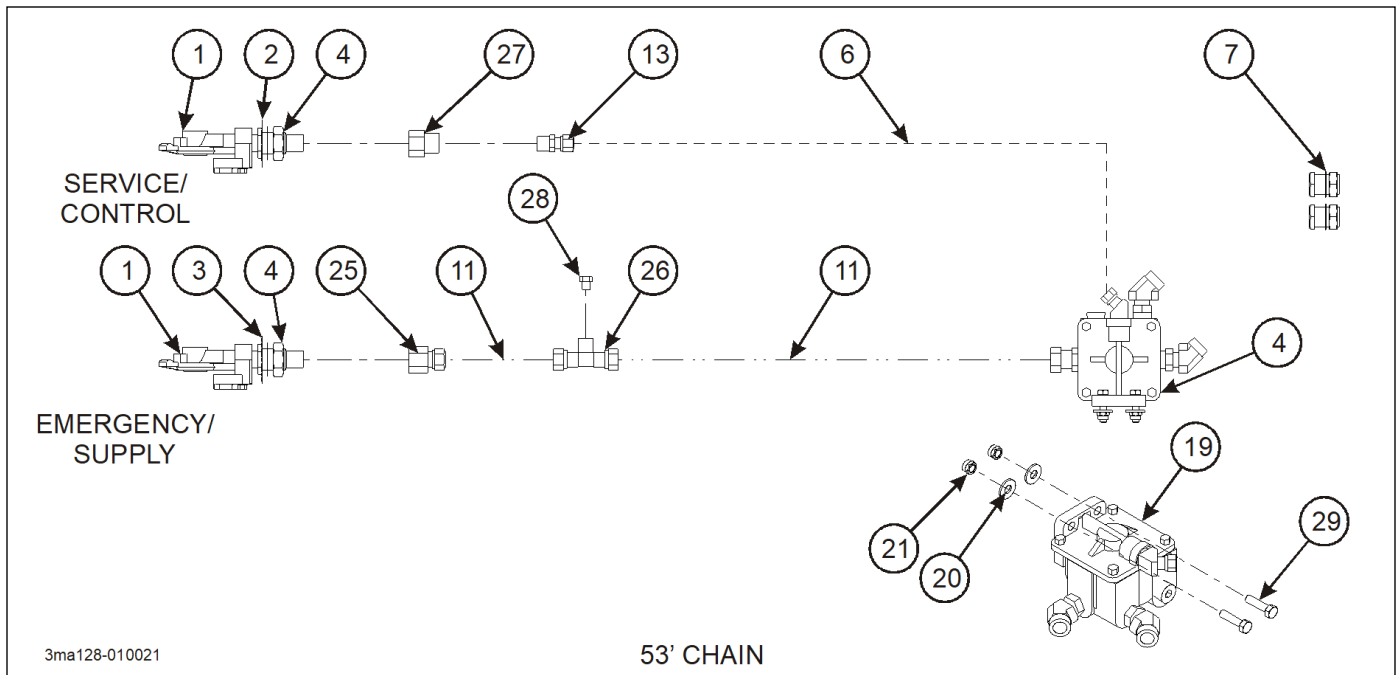
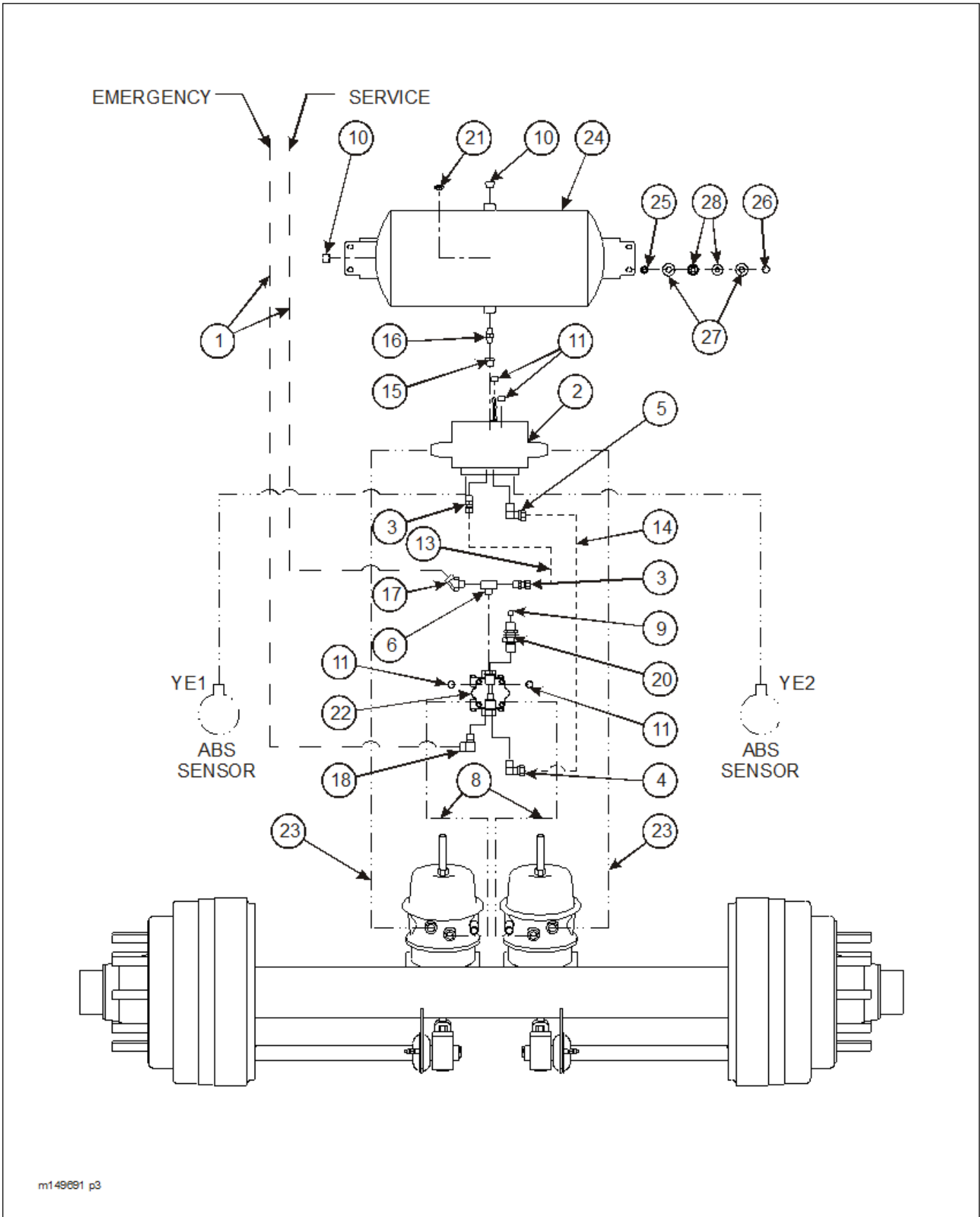


Figure 2-18: Air System (2 of 2)

AIR SYSTEM

ITEM	PART NO.	DESCRIPTION	QTY.
1	108801	GLADHAND RED AIR	1
	108802	GLADHAND BLUE AIR	1
2	55B61-7	TAG, SERVICE LINE	1
3	55B61-6	TAG, EMERGENCY LINE	1
4	55B61	FRAME UNION	2
6	1-833-010002	NYLON TUBING, 3/8 OD	AR
7	1-297-010022-03	FITTING, AIR	2
10	1-297-010008-18	FITTING, AIR 90	1
11	1-833-010003	TUBING NYLON 1/2	AR
12	1-297-010007-14	FITTING, AIR	1
13	1-297-010007-12	FITTING, AIR (42' & 48' SINGLE ONLY)	1
14	1-297-010007-15	FITTING, AIR (42' & 48' SINGLE ONLY)	1
17	1-297-010013-12	FITTING, AIR 45 (48' TANDEM ONLY)	1
18	1-297-010007-16	FITTING, AIR (48' TANDEM ONLY)	1
19	3-843-010038	VALVE AIR RELAY-FAST AIR BALANCE (48' TANDEM ONLY)	1
20	1-861-010032-06	WASHER, FLAT 1/4N (48' TANDEM ONLY)	2
	1-861-010032-09	WASHER, FLAT 5/16W (53' CHAIN)	2
21	1-512-010005-01	NUT, HEX LOCK 1/4-20 (48' TANDEM ONLY)	2
	1-512-010005-03	NUT, HEX LOCK 5/16-18 (53' CHAIN)	2
22	1-560-010002-04	PLUG, PIPE 1/2 (48' TANDEM ONLY)	1
23	2081-8-6S	REDUCER (48' TANDEM ONLY)	2
24	2088-6-6S	FITTING, AIR 45 (48' TANDEM ONLY)	2
25	1-297-010012-16	FITTING, AIR (53' CHAIN)	1
26	1-297-010015-10	FITTING, AIR TEE (53' CHAIN)	1
27	1-297-010021-05	FITTING, BR PIPE COUPLING (53' CHAIN)	1
28	1-297-010033-03	FITTING, BR PIPE PLUG HEX 3/8 (53' CHAIN)	1
29	1-654-010049-06	SCREW, HEX HEAD CAP 5/16-18 X 1-1/4 (53' CHAIN)	2

ILLUSTRATED PARTS LIST



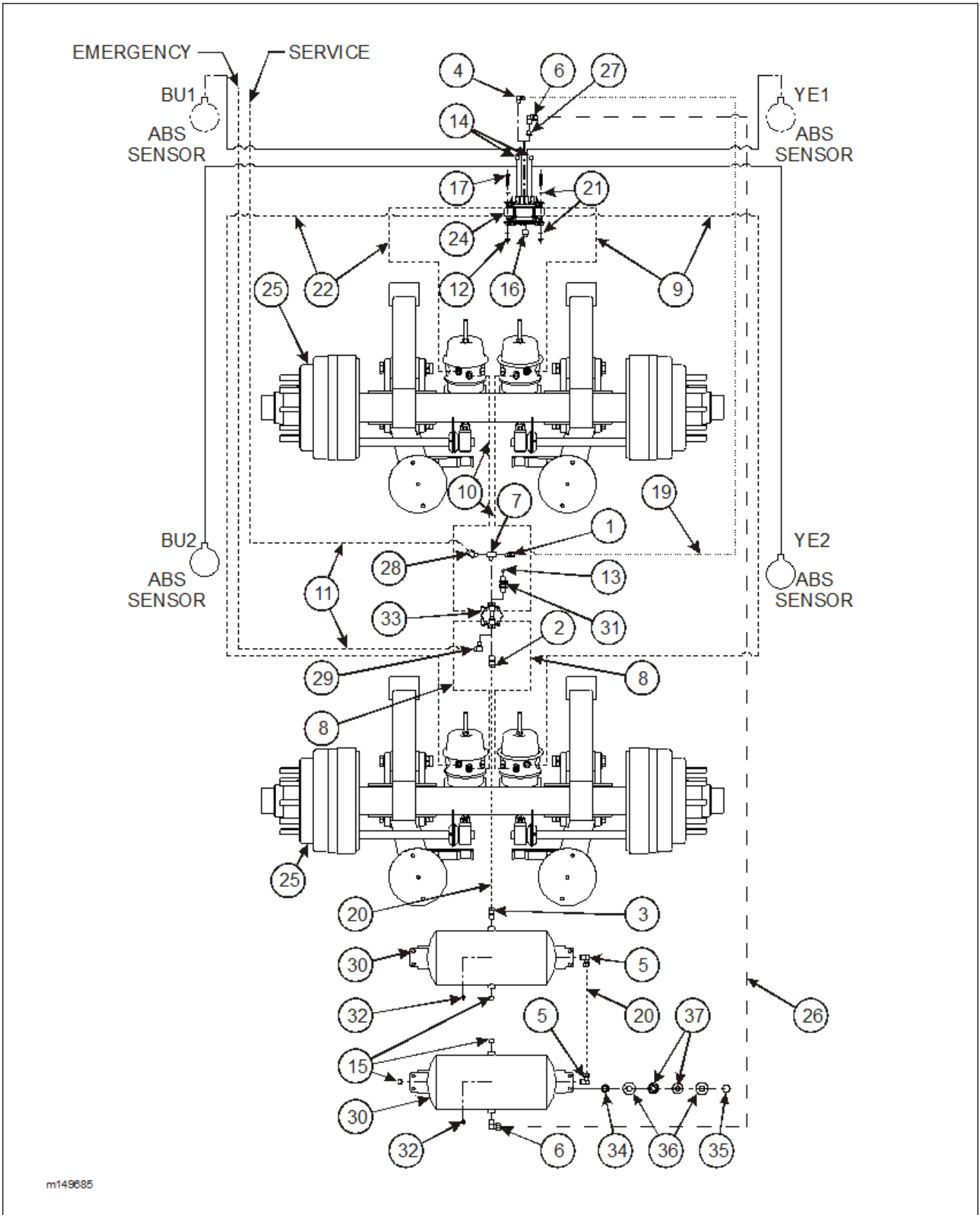
m149881 p3

Figure 2-19: Air Brake System, Single Axle

AIR BRAKE SYSTEM, SINGLE AXLE

ITEM	PART NO.	DESCRIPTION	QTY.	
	-----	BRAKE W/ ABS SINGLE (STD LOAD)	*	
	-----	BRAKE W/ ABS SINGLE (LOW LOAD)		*
1	103698	HOSE AIR 3/8 X 182 (STD LOAD)	2	--
	103699	HOSE AIR 3/8 X 230 (LOW LOAD)	--	2
2	114585	BRAKE KIT ROCKWELL ABS (SEE PAGE 2-37)	1	1
3	1-297-010007-12	FITTING AIR	2	2
4	1-297-010008-23	FITTING AIR 90	1	1
5	1-297-010008-24	FITTING AIR 90	1	1
6	1-297-010017-03	FITTING, BRASS TEE	1	1
8	1-384-010038024	HOSE AIR 24"	2	2
9	1-560-010002-02	PLUG PIPE 1/4	1	1
10	1-560-010002-04	PLUG PIPE 1/2	2	2
11	1-560-010002-03	PLUG PIPE 3/8	4	4
12	1-796-010003-01	TIE STRAP PLASTIC (NOT SHOWN)	10	10
13	1-833-010002	TUBING NYLON 3/8	AR	AR
14	1-833-010003	TUBING NYLON 1/2	AR	AR
15	118-2659-9	BUSHING 1/2 X 3/4	2	1
16	2083-8-8S	NIPPLE, HEX	1	1
17	2088-6-6S	ADAPTER 45	1	1
18	2089-6-6S	ADAPTER 90	1	1
20	55B61	FRAME UNION	1	1
21	56D4	COCK DRAIN AIR TANK	1	1
22	758-181	VALVE TASK 4 PORT	1	1
23	3-384-010031	HOSE, AIR 3/8 X 42	2	2
24	3-780-010002	TANK, AIR	1	1
25	1-512-010005-05	NUT, HEX LOCK 3/8-16 GRB	4	4
26	1-654-010051-08	SCREW, HEX HEAD CAP 3/8-16 X 1-3/4 GR5	4	4
27	1-861-010032-11	WASHER, FLAT 3/8	8	8
28	805-2	STEP BUSHING	8	8

ILLUSTRATED PARTS LIST

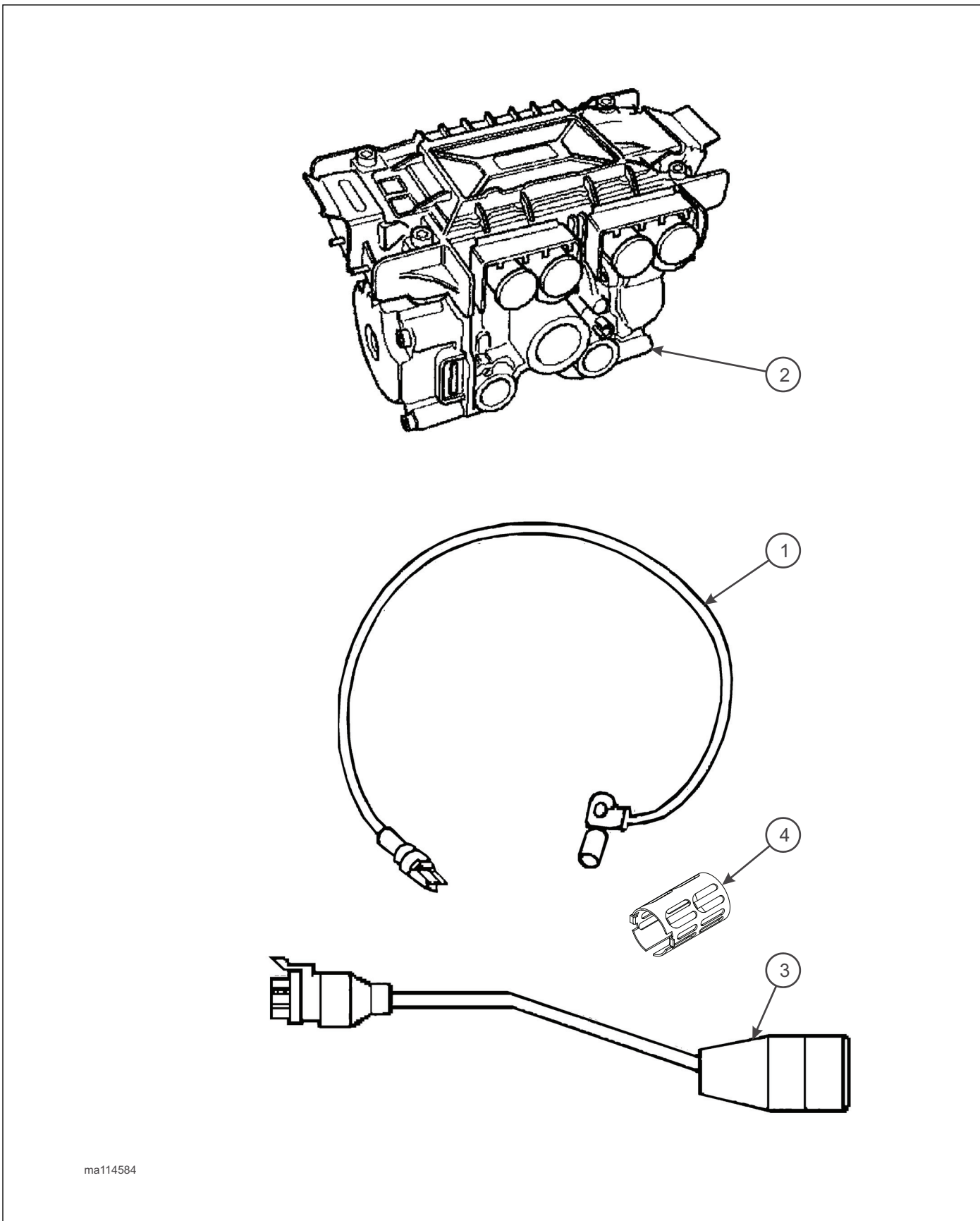


m149685

Figure 2-20: Air Brake System, Tandem Axle

AIR BRAKE SYSTEM, TANDEM AXLE

ITEM	PART NO.	DESCRIPTION	QTY.
	-----	BRAKE W/ ABS (STD LOAD)	--
	-----	BRAKE W/ ABS (LOW LOAD)	--
1	1-297-010007-12	FITTING, AIR	1
2	1-297-010007-15	FITTING, AIR 1/2 TUBE X 3/8 NPT	1
3	1-297-010007-16	FITTING, AIR 1/2 TUBE X 1/2 NPT	1
4	1-297-010008-18	FITTING, AIR 90	1
5	1-297-010008-24	FITTING, AIR 90	2
6	1-297-010008-26	FITTING, AIR 90	2
7	1-297-010017-03	FITTING, BRASS PIPE M/ BRASS TEE	1
8	1-384-010038024	HOSE, AIR 3/8 X 24	2
9	1-384-010038038	HOSE, AIR 3/8 X 38	2
10	1-384-010038056	HOSE, AIR 3/8 X 56	2
11	1-384-010038204	HOSE, AIR 3/8 X 204 (STD LOAD)	2
	103699	HOSE, AIR 3/8 X 230 (LOW LOAD)	2
12	1-512-010005-05	NUT, HEX LOCK 3/8-16 GR5	2
13	1-560-010002-02	PLUG, PIPE 1/4	1
14	1-560-010002-03	PLUG, PIPE 3/8	2
15	1-560-010002-04	PLUG, PIPE 1/2	3
16	1-560-010002-05	PLUG, PIPE 3/4-14	1
17	1-654-010051-08	SCREW, HEX HEAD CAP 3/8-16 X 1-3/4 GR5	2
18	1-796-010003-01	TIE, STRAP PLASTIC (NOT SHOWN)	10
19	1-833-010002	TUBING, NYLON 3/8	--
20	1-833-010003	TUBING, NYLON 1/2	--
21	1-861-010032-10	WASHER FLAT 3/8	4
22	101003	HOSE, AIR 3/8 X 48	2
24	114584	BRAKE KIT ROCKWELL ABS (SEE PAGE 2-37) (BEFORE 12/08/2021 - AFTER OBSOLETE USE 114586)	1
25	115738	AXLE WELDMENT 2516 SPG 69 31	--
26	117304	NYLON TUBING 5/8	--
27	118-2659-9	BUSHING	1
28	2088-6-6S	ADAPTER 45	1
29	2089-6-6S	ADAPTER 90	1
30	3-780-010002	TANK, AIR	--
31	55B61	FRAME UNION	1
32	56D4	COCK DRAIN AIR TANK	2
33	758-181	VALVE TASK 4 PORT	1
34	1-512-010005-05	NUT, HEX LOCK 3/8-16 GRB	8
35	1-654-010051-08	SCREW, HEX HEAD CAP 3/8-16 X 1-3/4 GR5	8
36	1-861-010032-11	WASHER, FLAT 3/8	16
37	805-2	STEP BUSHING	16



ma114584

Figure 2-21: Brake Kit, WABCO (Rockwell) ABS

BRAKE KIT, ABS

ITEM	PART NO.	DESCRIPTION	QTY.
	114585	BRAKE KIT, ROCKWELL ABS, 2S/1M (SINGLE AXLE) (INCLUDES ITEMS 1-3, 5)	--
	114584	ABS KIT WABCO 4S/2M TAB (INCLUDES ITEMS 1-3) (BEFORE 12/08/2021 - AFTER OBSOLETE USE 114586)	--
	114586	ABS BRAKE KIT 4S/2M-TRI/SPRD (INCLUDES ITEMS 1-3) (AFTER 12/08/2021 - REPLACED 114584)	--
1	101848	SENSOR EXT. CABLE,1.78M,ABS (6' LONG) (114585, REQ 2 EACH) (114584 BEFORE 12/08/2021 - AFTER OBSOLETE USE 103861)	--
1	103861	SENSOR EXT CABLE-3M (10FT) (114586) (AFTER 12/08/2021)	4
2	114589	ECU/VALVE ASSEMBLY 2S/1M (114585)	1
2	114588	ECU/VALVE ASSEMBLY 4S/2M (114584, 114586)	1
3	147464	POWER CABLE 4.0M (13' LONG)	1
4	101849	SRING CLIP, ABS SENSOR (NOT SHOWN)	2
5	238198	MOUNTING BRKT F/114585 (NOT SHOWN)	1
6	101847	ABS SENSOR CABLE-4M 90° (1FT) (NOT SHOWN) (SEE PAGES 2-65 & 2-69 FOR REFERENCE)	2

ILLUSTRATED PARTS LIST

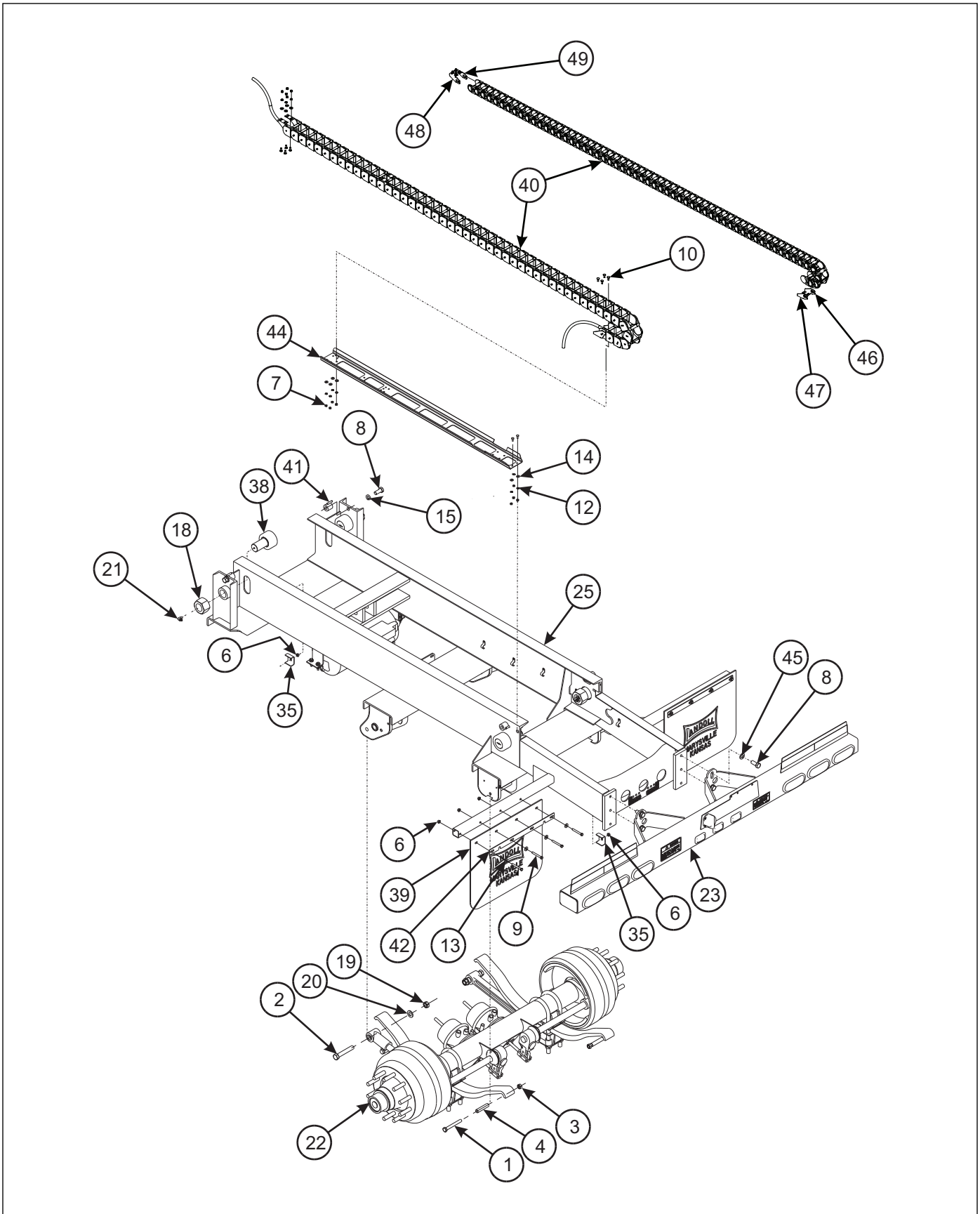


Figure 2-22: Undercarriage Assembly, Spring Ride Single Axle

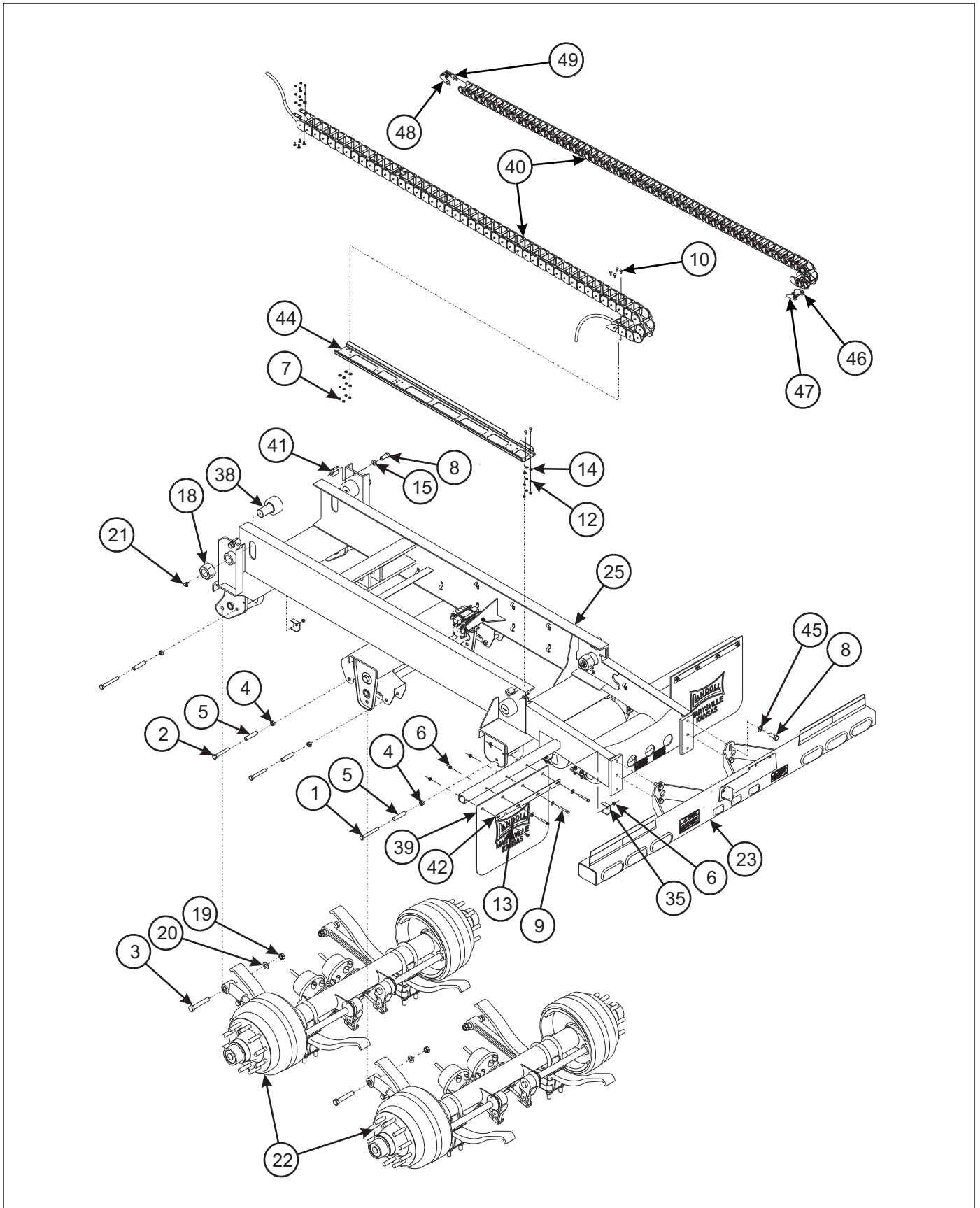


Figure 2-23: Undercarriage Assembly, Spring Ride Tandem Axle

ILLUSTRATED PARTS LIST

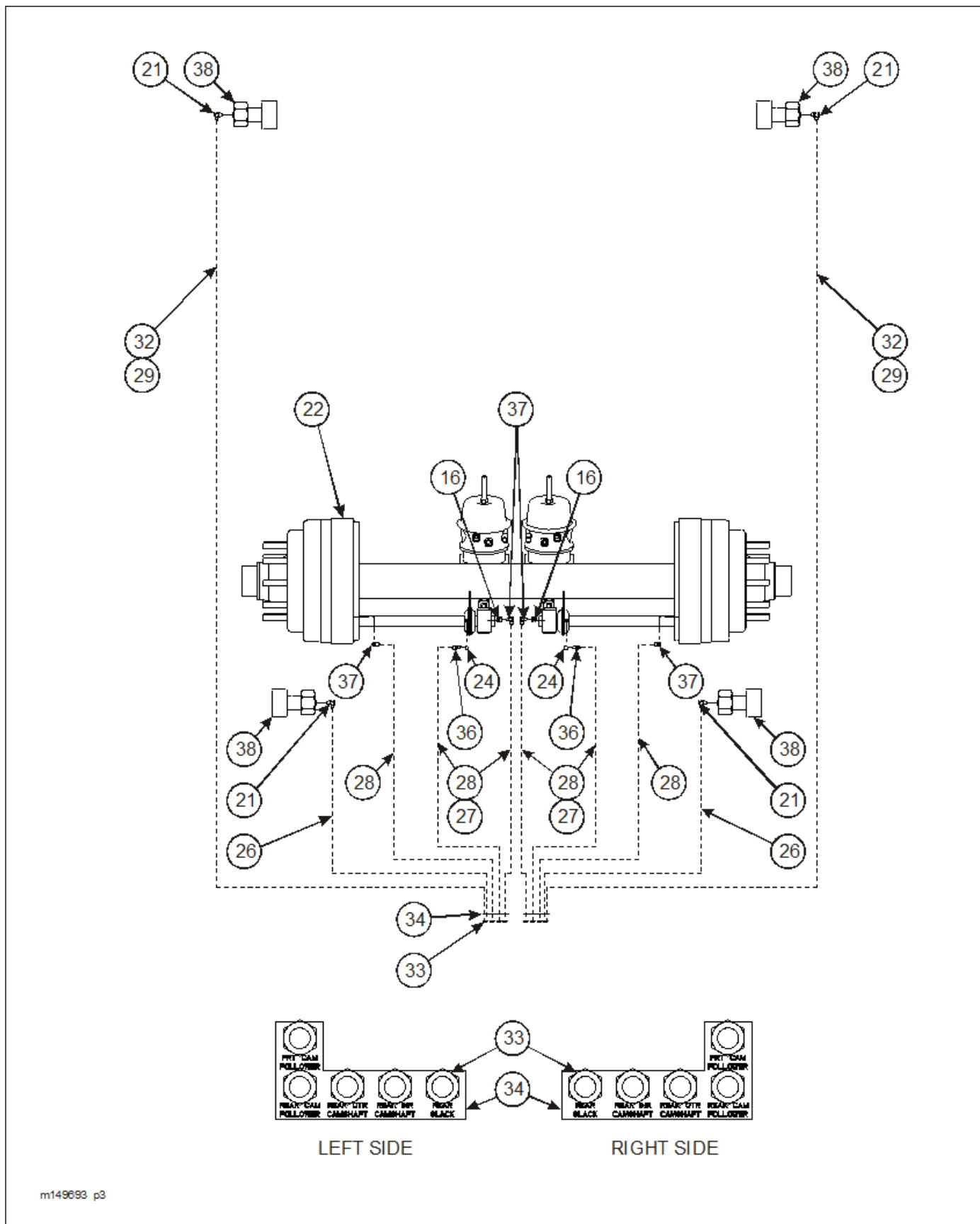
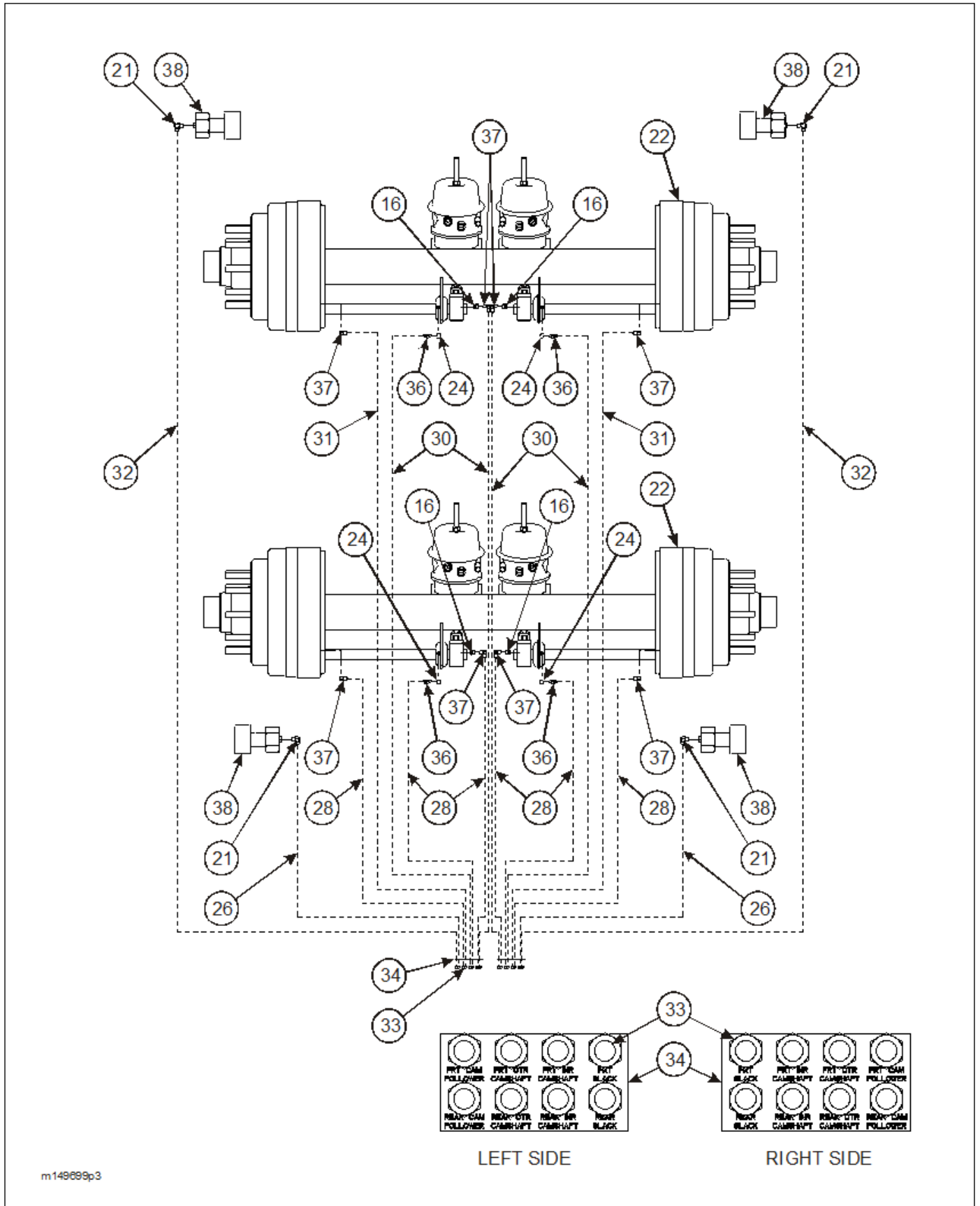


Figure 2-24: Grease System - Single



m149889p3

Figure 2-25: Grease System - Tandem

ILLUSTRATED PARTS LIST

UNDERCARRIAGE ASSEMBLY - SPRING RIDE

ITEM	PART NO.	DESCRIPTION	QTY.
	-----	SUSPENSION ASSEMBLY S/R (SINGLE AXLE)	
	-----	SUSPENSION ASSEMBLY S/R (TANDEM AXLE)	
1	0001-02	HEX HEAD CAP SCREW 5/8-18 X 5-1/8	2
2	0001-04	SCREW, HEX HEAD CAP 5/8-18 X 4-1/2	4
3	0001-08	TORQUE ARM BOLT 7/8-14 X 5-1/4	*2,4
4	0002-07	LOCKNUT 5/8-18	*2,6
5	0741-01	SPRING ROLLER	*2,6
6	1-510-010001	NUT FLANGE LOCK 3/8-16	10
7	1-512-010007-05	NUT HEX 1/4-20 GRB	11
8	1-654-010032-4	SCREW HEX HEAD CAP 3/4-10 X 1-3/4 GR5	8
9	1-654-010051-13	SCREW HEX HEAD CAP 3/8-16 X 3 GR5	8
10	1-654-010158-1	SCREW RD HEAD SQ NECK 1/4-20 X 3/4 GR5	11
11	1-796-010004-02	TIE STRAP (NOT SHOWN)	AR
12	1-861-010032-07	WASHER FLAT 1/4	11
13	1-861-010032-11	WASHER FLAT 3/8	8
14	1-861-010034-09	WASHER SPLIT LOCK 1/4	11
15	1-861-010034-17	WASHER SPLIT LOCK 3/4	4
16	101528	ELBOW, BRASS PIPE STREET	*2,4
17	-----	BRAKE W/ ABS SINGLE (STD LOAD) (SEE PAGE 2-33)	1
	-----	BRAKE W/ ABS SINGLE (LOW LOAD) (SEE PAGE 2-33)	1
	-----	BRAKE W/ ABS TANDEM (STD LOAD) (SEE PAGE 2-35)	1
	-----	BRAKE W/ ABS TANDEM (LOW LOAD) (SEE PAGE 2-35)	1
18	104034	NUT, HEX 2-12 GRB	4
19	110990	LOCKNUT 7/8-14	*2,4
20	110991	WASHER, FLAT HARDENED 7/8	*2,4
21	113268	ADAPTER 90	4
22	115728	SUSPENSION ASSEMBLY SPRING 330-102 (SEE PAGE 2-47)	1
	115726	SUSPENSION ASSEMBLY SPRING 317-102 (SEE PAGE 2-47)	1
23	119580	BUMPER WELDMENT	1
24	161797	ADAPTER, STR	*2,4
25	137162	SUSPENSION WELDMENT 330-1 S/R (NOT SHOWN)	1
	137163	SUSPENSION WELDMENT 330-1 S/R DROP DECK (NOT SHOWN)	1
	137165	SUSPENSION WELDMENT 330-1 (NOT SHOWN)	1
	137166	SUSPENSION WELDMENT 330-1-40 S/R (NOT SHOWN)	1
	137168	SUSPENSION WELDMENT 330-2 S/R	1
	137171	SUSPENSION WELDMENT 330-2 DROP DECK (NOT SHOWN)	1
26	**142441	HOSE ASSEMBLY, GREASE 1/4 X 45	2
27	**142442	HOSE ASSEMBLY, GREASE 1/4 X 60 (D/D - STD SINGLE)	4
28	**142443	HOSE ASSEMBLY, GREASE 1/4 X 72	6
29	**142444	HOSE ASSEMBLY, GREASE 1/4 X 83 (D/D - STD SINGLE)	2
30	**142446	HOSE ASSEMBLY, GREASE 1/4 X 118	4
31	**142447	HOSE ASSEMBLY, GREASE 1/4 X 126	2
32	**142451	HOSE ASSEMBLY, GREASE 1/4 X 156	2
33	142545	NUT, 7/16	*10,16
34	142553	DECAL, GREASE TRAILER U/C	2
35	2-181-010001	CLAMP	2
36	138155	ADAPTER, 90	2
37	2024-2-4S	ADAPTER, ELBOW	*4,8
38	3-076-010005	CAM FOLLOWER 4" GREASE	4

UNDERCARRIAGE ASSEMBLY - SPRING RIDE

ITEM	PART NO.	DESCRIPTION	QTY.
39	3-485-010001	MUD FLAP	2
40	3-755-010189-03	SUPPORT E-CHAIN (STANDARD LOAD ANGLE) (BEFORE 6-3-2015)	1
	3-755-010189	SUPPORT E-CHAIN (LOW LOAD ANGLE) (BEFORE 6-3-2015)	1
	3-755-010189-1	LINK (BEFORE 6-3-2015)	1
	189314	SUPPORT, E-CHAIN, 48 LINKS, 3838 (AFTER 6-3-2015)	1
41	3-762-010016	HOLD DOWN UNDERCARRIAGE	4
42	3-762-010017	CLAMP MUD FLAP	2
43	3-780-010002	TANK AIR	--
44	3-821-010005	TRAY CAT TRACK	1
45	622-3511-008	WASHER 3/4	4
46	190701	BRACKET WLDMT, E-CHAIN LH (AFTER 6-3-2015)	1
47	190706	BRACKET WLDMT, E-CHAIN RH (AFTER 6-3-2015)	1
48	190700ZP	BRACKET, E-CHAIN LH (AFTER 6-3-2015)	1
49	190705ZP	BRACKET, E-CHAIN RH (AFTER 6-3-2015)	1
	189380	FIELD INSTALLATION KIT (ITEM 40 & 46-49)	1

* 1ST QUANTITY IS FOR SINGLE AXLE, 2ND QUANTITY IS FOR TANDEM AXLE.

** SEE TABLE BELOW FOR HOSE LOCATIONS

GREASE HOSE LOCATION, P/N, AND LENGTH (SINGLE)

ITEM	HOSE LOCATION	RIGHT	LEFT	LENGTH
26	TO REAR CAM FOLLOWER	142441	142441	45"
28	TO REAR SLACK	142443	142443	72"
	TO REAR INNER CAMSHAFT	142443	142443	72"
	TO REAR OUTER CAMSHAFT	142443	142443	72"
32	TO FRONT CAM FOLLOWER	142451	142451	156"

GREASE HOSE LOCATION, P/N, AND LENGTH (D/D SINGLE)

ITEM	HOSE LOCATION	RIGHT	LEFT	LENGTH
26	TO REAR CAM FOLLOWER	142441	142441	45"
27	TO REAR SLACK	142442	142442	60"
	TO REAR INNER CAMSHAFT	142442	142442	60"
28	TO REAR OUTER CAMSHAFT	142443	142443	72"
29	TO FRONT CAM FOLLOWER	142444	142444	83"

GREASE HOSE LOCATION, P/N, AND LENGTH (TANDEM)

ITEM	HOSE LOCATION	RIGHT	LEFT	LENGTH
26	TO REAR CAM FOLLOWER	142441	142441	45"
28	TO REAR SLACK	142443	142443	72"
	TO REAR INNER CAMSHAFT	142443	142443	72"
	TO REAR OUTER CAMSHAFT	142443	142443	72"
30	TO FRONT OUTER CAMSHAFT	142446	142446	118"

GREASE HOSE LOCATION, P/N, AND LENGTH (TANDEM)

ITEM	HOSE LOCATION	RIGHT	LEFT	LENGTH
	TO FRONT INNER CAMSHAFT	142446	142446	118"
31	TO FRONT SLACK	142447	142447	126"
35	TO FRONT 4" CAM FOLLOWER	142451	142451	156"

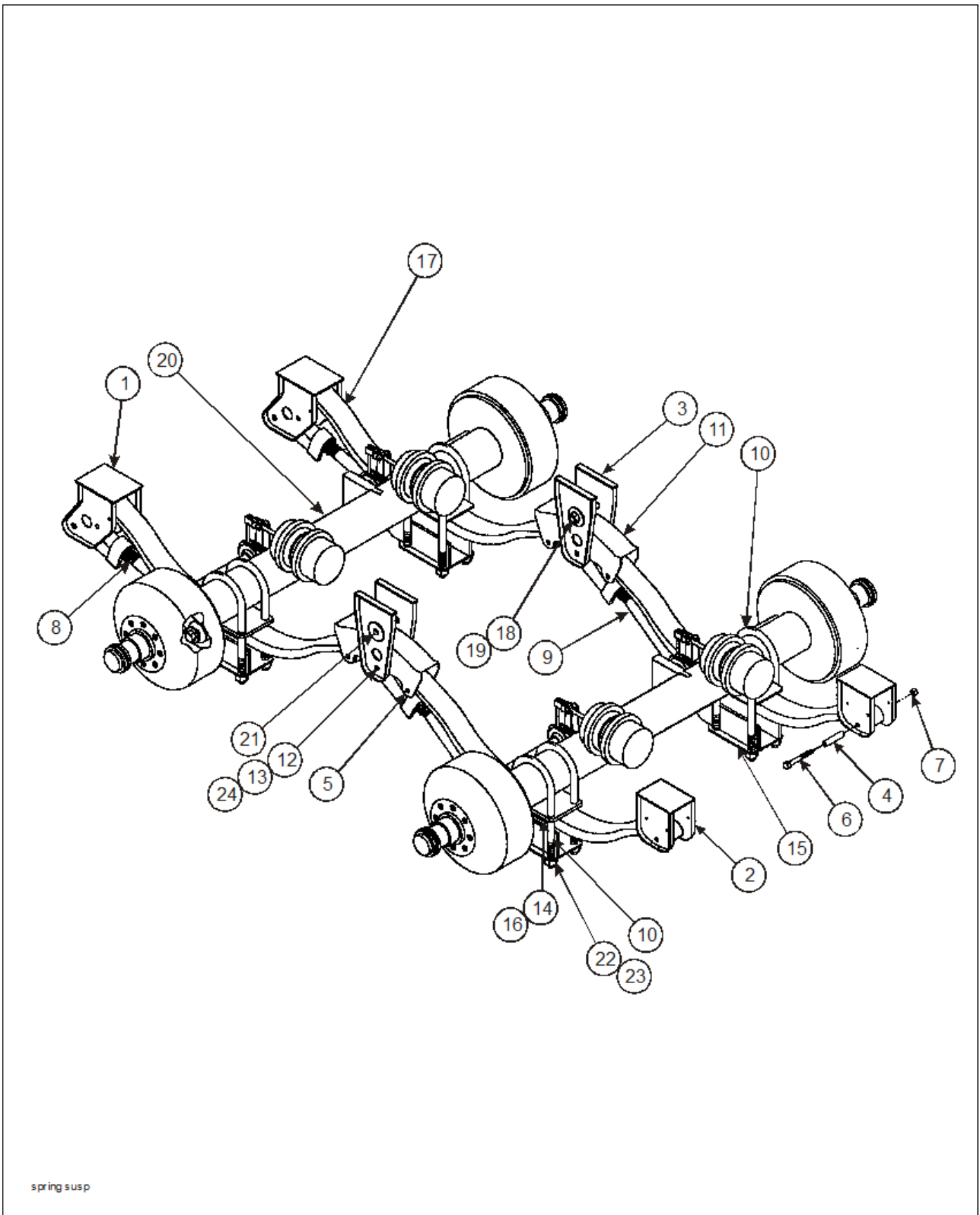


Figure 2-26: Single Leaf Spring Suspension (Tandem Axle Shown)

SUSPENSION ASSEMBLY - SPRING RIDE

ITEM	PART NO.	REFERENCE NO.	DESCRIPTION	QTY.
	115728		SUSPENSION ASSEMBLY SPRING 102	--
	115726		SUSPENSION ASSEMBLY SPRING 102	--
1	0049-00	0049-00	HANGER FRONT	2
2	0053-00	0053-00	REAR HANGER UNDERMOUNT	2
3	0065-00	0065-00	HANGER EQUALIZER (TANDEM AXLE ONLY)	2
4	0741-01	0741-01	ROLLER SPRING	2
5	0001-04	0001-04	HEX HEAD CAP SCREW (TANDEM AXLE ONLY)	4
6	0001-02	0001-02	HEX HEAD CAP SCREW	2
7	0002-07	0002-07	LOCK NUT, HEX	2
8	1035-20	1035-20	TORQUE ARM ADJUSTABLE	1
9	0075-20	0075-20	TORQUE ARM RIGID	1
10	0102-13	0102-13	U-BOLT	4
11	0650-00	0650-00	EQUALIZER BEAM ASSEMBLY (TANDEM AXLE ONLY)	2
12	0001-08	0001-08	BOLT TORQUE ARM 7/8-14 X 5-1/4	2
13	0002-12	0002-12	NUT FLANGED LOCKING 7/8-14	2
14	0647-01	0647-01	AXLE SEAT	2
15	0508-00	0508-00	BOTTOM PLATE UNDERSLUNG	2
16	0375-00	0375-00	DELTRIN LINER	2
17	3-720-010030		SPRING MONO LEAF HIGH ARCH	2
18	0001-14	0001-14	EQUALIZER BOLT (TANDEM AXLE ONLY)	2
19	0274-01	0274-01	FLANGED LOCK NUT (TANDEM AXLE ONLY)	2
20	115713		AXLE 69 16.5 X 7 SPG BRK 25K (SEE PAGE 2-69)	1
	115703		AXLE 70.5 12.25 X 7-1/2 SPG BRK 25K (SEE PAGE 2-65)	1
21	0649-02	0649-02	EQUALIZER BUSHING (INCL. IN ITEM #11)	2
22	109532	14344-01	LOCKNUT 3/4	8
23	109592	20852-01	WASHER, 3/4	8
24	-----	T7292	WASHER, 7/8	2
	3-432-010006	AX-SPG	KIT AXLE SPRING ATTACHING PARTS (INCLUDES ITEMS 8-10,12-16,22-24)	
	3-432-010010	0651-00	KIT EQUALIZER ASSEMBLY (TANDEM AXLE ONLY) (INCLUDES ITEMS 3,11,18-19,21)	

ILLUSTRATED PARTS LIST

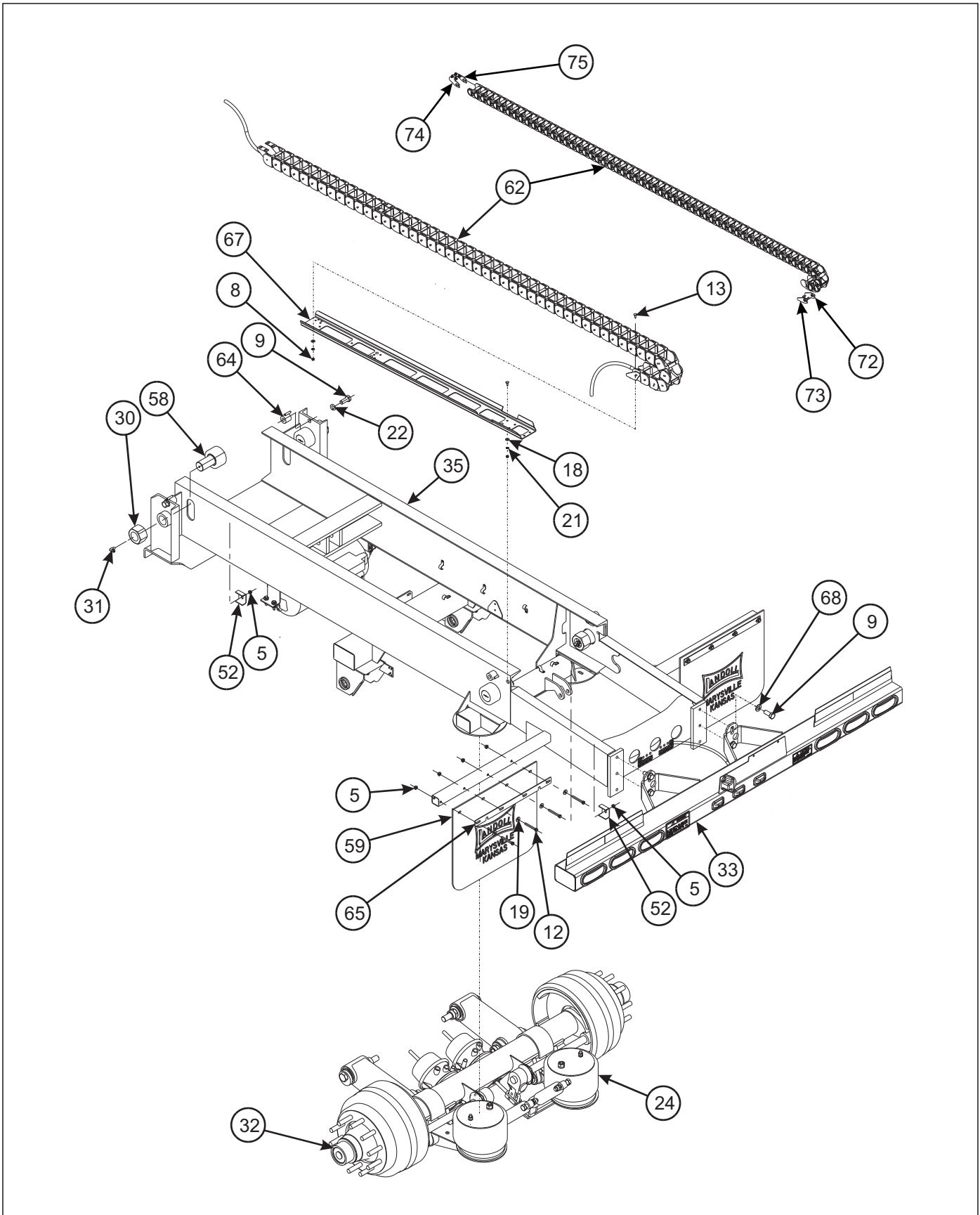


Figure 2-27: Undercarriage Assembly, Air Ride Single Axle

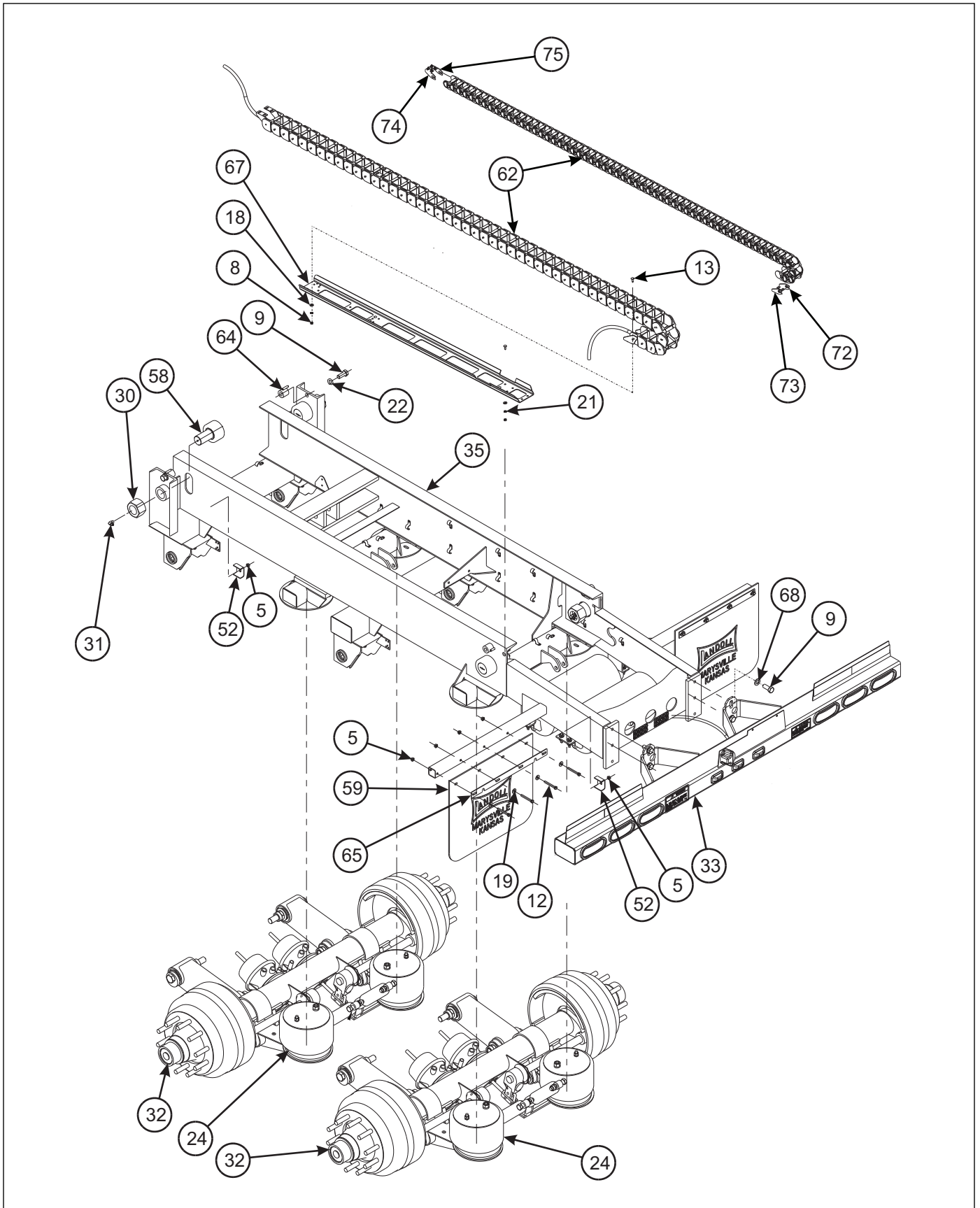
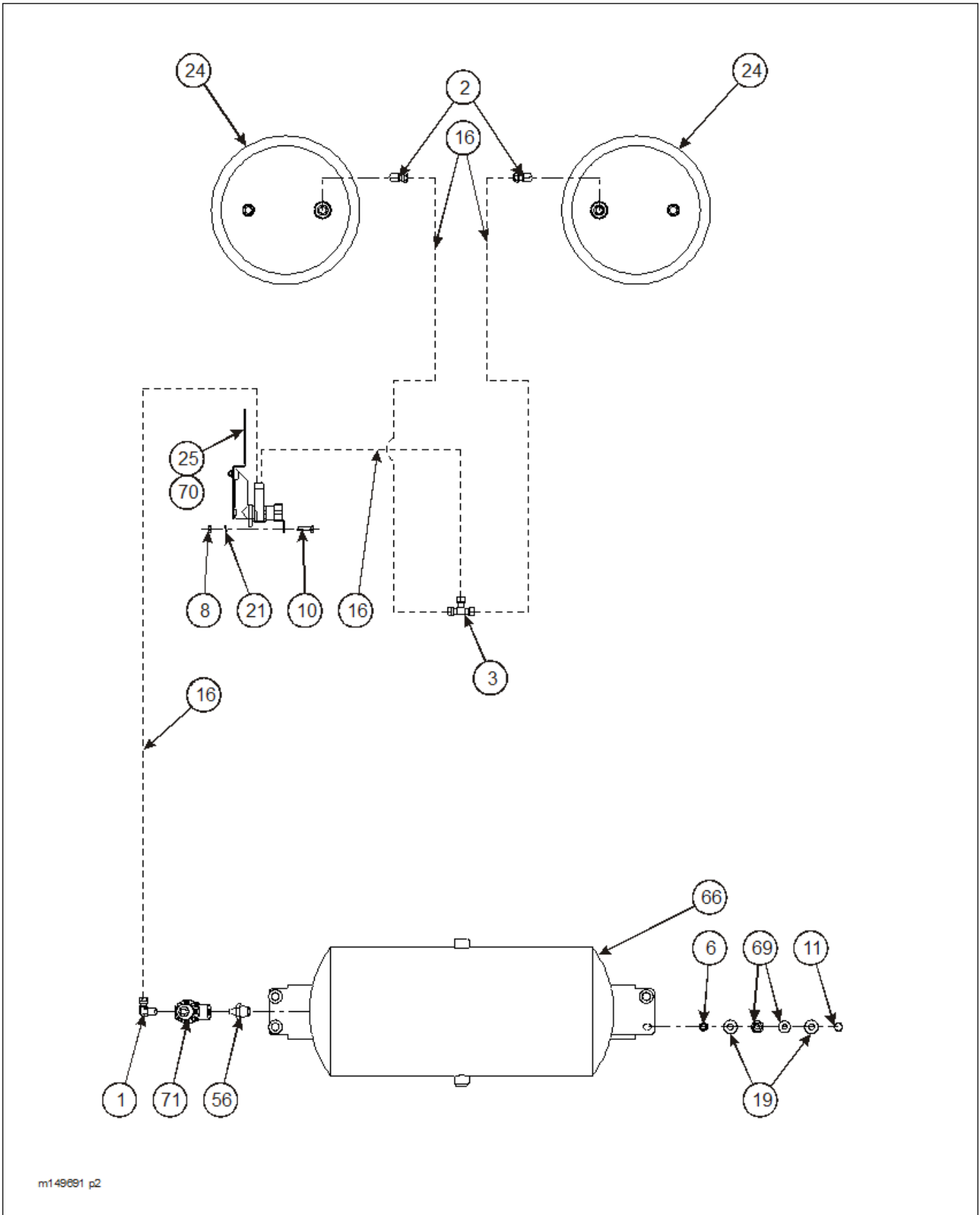


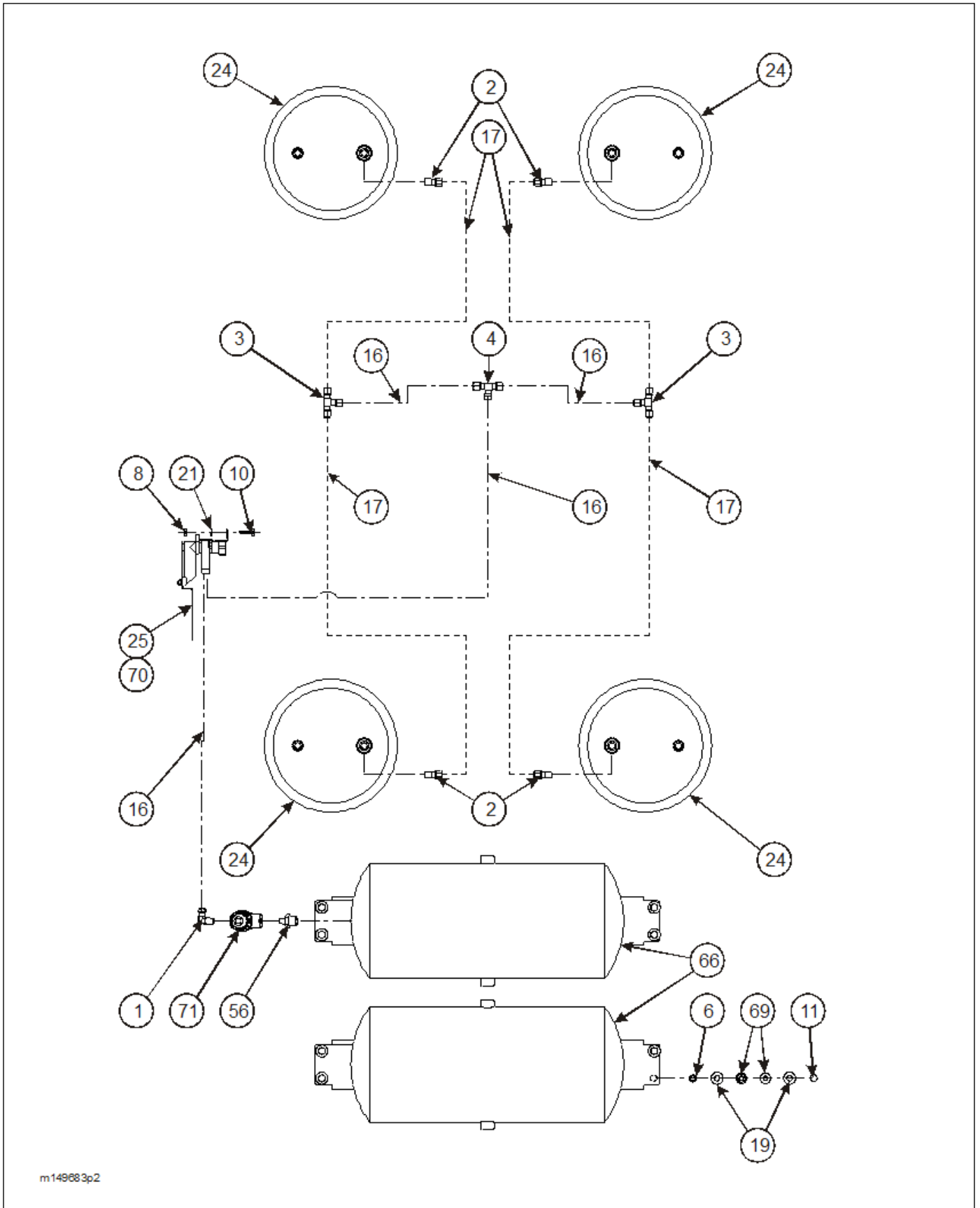
Figure 2-28: Undercarriage Assembly, Air Ride Tandem Axle

ILLUSTRATED PARTS LIST



m149881 p2

Figure 2-29: Air Ride Suspension System, Single Axle



m149883p2

Figure 2-30: Air Ride Suspension System, Tandem Axle

ILLUSTRATED PARTS LIST

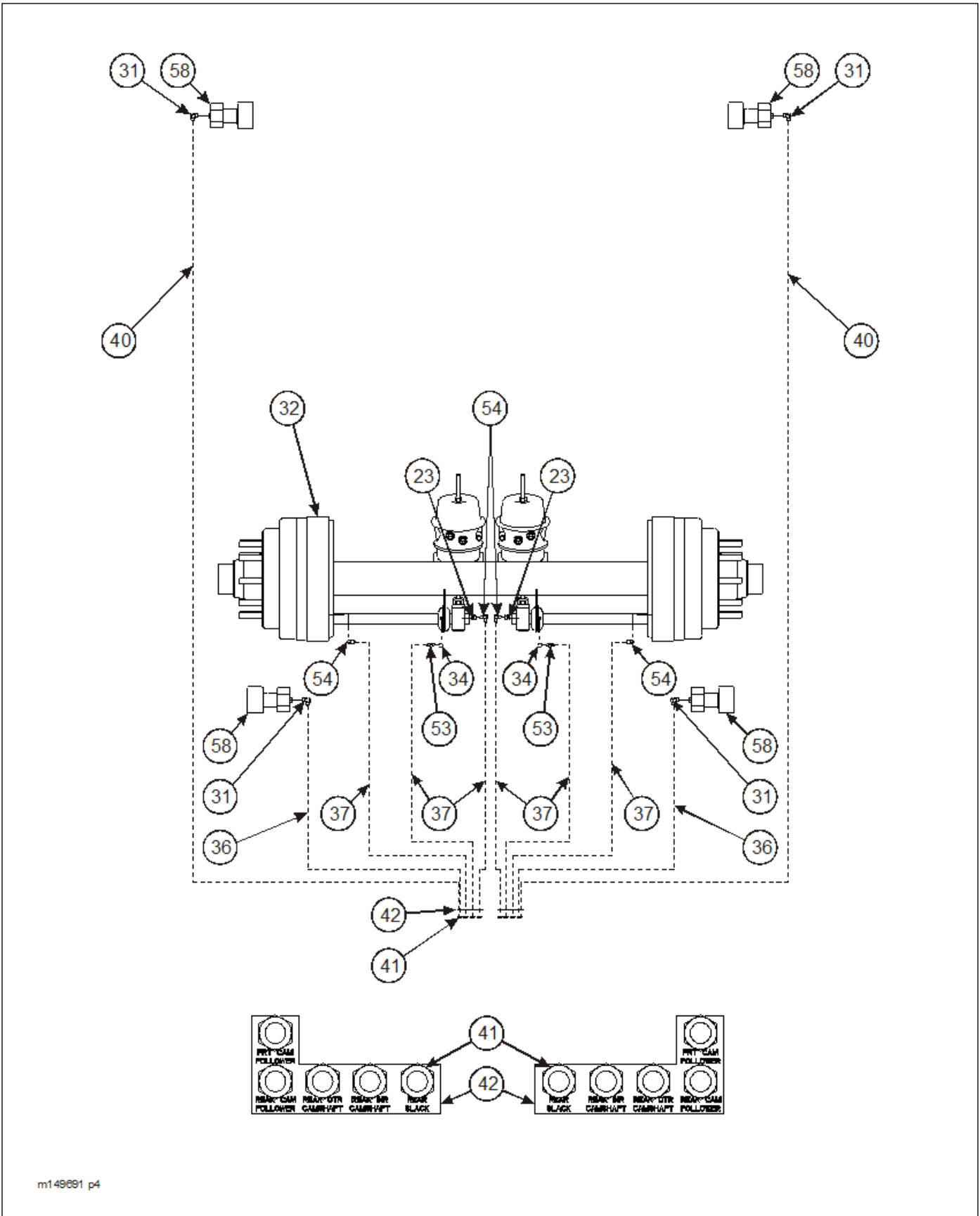
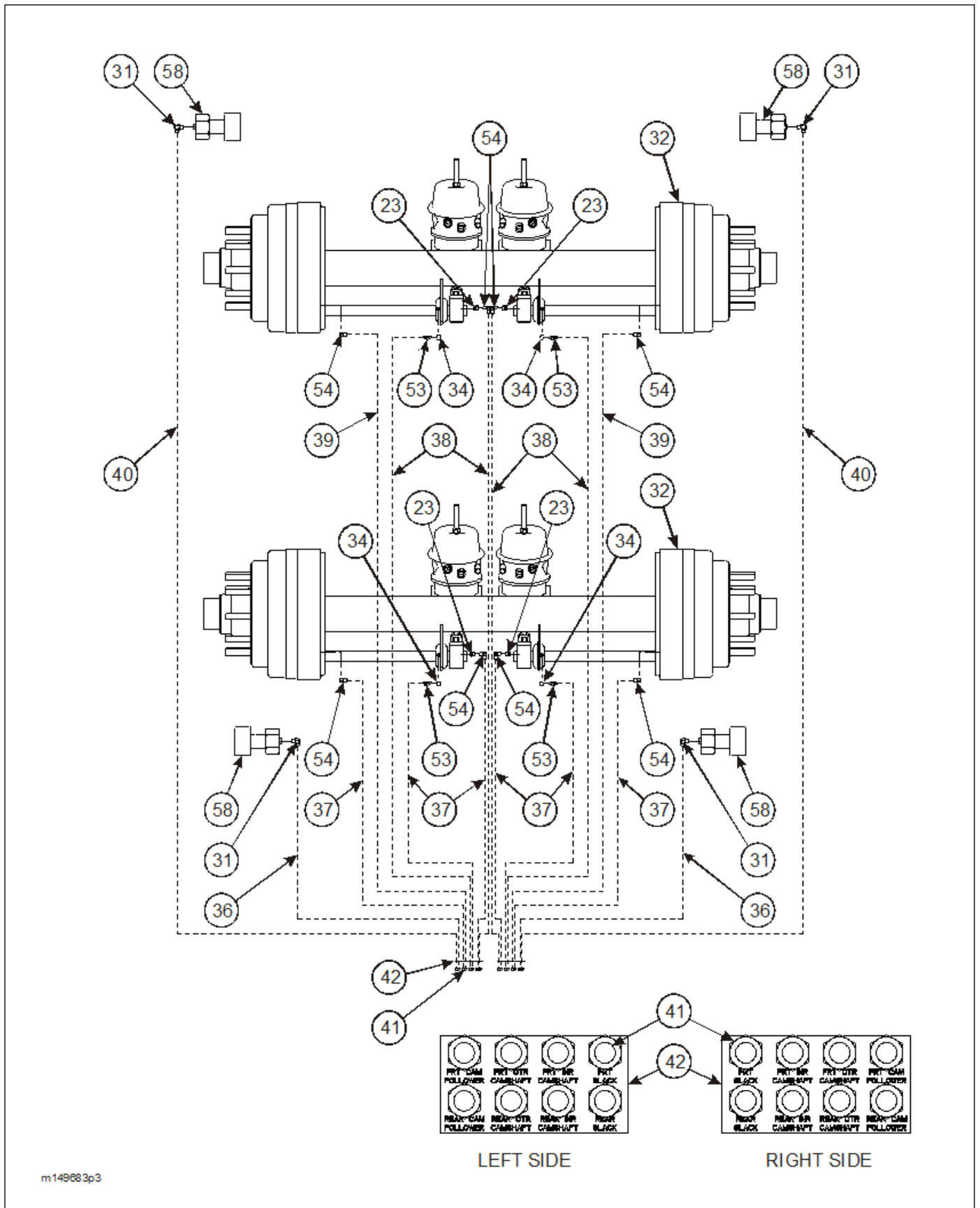


Figure 2-31: Grease System, Single Axle



m149683p3

Figure 2-32: Grease System, Tandem Axle

ILLUSTRATED PARTS LIST

UNDERCARRIAGE ASSEMBLY - AIR RIDE

ITEM	PART NO.	DESCRIPTION	QTY.
	-----	SUSPENSION ASSEMBLY A/R SINGLE	--
	-----	SUSPENSION ASSEMBLY A/R TANDEM	--
1	1-297-010008-07	FITTING, AIR 90	*3,1
2	1-297-010008-18	FITTING, AIR 90 (TANDEM AXLE)	4
	1-297-010007-12	FITTING, AIR (SINGLE AXLE)	2
3	1-297-010010-01	FITTING, AIR UNION TEE (SINGLE AXLE)	1
	1-297-010010-03	FITTING, AIR UNION TEE (TANDEM AXLE)	2
4	1-297-010010-04	FITTING, AIR UNION TEE 3/8 X 3/8 X 1/4 (TANDEM AXLE)	1
5	1-510-010001	NUT, FLANGE LOCK 3/8-16	10
6	1-512-010005-05	NUT, HEX LOCK 3/8-16 GRB	--
8	1-512-010007-05	NUT, HEX 1/4-20 GRB	11
9	1-654-010032-4	SCREW, HEX HEAD CAP 3/4-10 X 1-3/4 GR5	8
10	1-654-010047-06	SCREW, HEX HEAD CAP 1/4-20 X 1 GR5	2
11	1-654-010051-08	SCREW, HEX HEAD CAP 3/8-16 X 1-3/4 GR5	--
12	1-654-010051-13	SCREW, HEX HEAD CAP 3/8-16 X 3 GR5	8
13	1-654-010158-1	SCREW, RD HEAD SQ NECK 1/4-20 X 3/4 GR5	11
15	1-796-010004-02	TIE STRAP (NOT SHOWN)	--
16	1-833-010001	TUBING, NYLON 1/4	--
17	1-833-010002	TUBING, NYLON 3/8	--
18	1-861-010032-07	WASHER, FLAT 1/4	11
19	1-861-010032-11	WASHER, FLAT 3/8	--
21	1-861-010034-09	WASHER, SPLIT LOCK 1/4	11
22	1-861-010034-17	WASHER, SPLIT LOCK 3/4	4
23	101528	ELBOW, BRASS PIPE STREET	4
24	102363	SUSPENSION ADJ RLU-228-3.5 (SEE PAGE 2-61)	*1,2
25	102732	AIR CONTROL SYSTEM (SEE PAGE 2-59)	1
28	-----	BRAKE W/ ABS SINGLE (STD LOAD) (SEE PAGE 2-33)	1
28	-----	BRAKE W/ ABS SINGLE (LOW LOAD) (SEE PAGE 2-33)	1
28	-----	BRAKE W/ ABS TANDEM (STD LOAD) (SEE PAGE 2-35)	1
28	-----	BRAKE W/ ABS TANDEM (LOW LOAD) (SEE PAGE 2-35)	1
30	104034	NUT, HEX 2-12 GRB	4
31	113268	ADAPTER, 90	4
32	115738	AXLE WELDMENT A/R 2516-SPG-69 (FOR PARTS BREAKDOWNS, SEE PAGES 2-65 THRU 2-73)	2
33	119580	BUMPER WELDMENT	1
34	161797	ADAPTER, STR	4
35	137169	SUSPENSION WELDMENT A/R 330-1	1
35	137164	SUSPENSION WELDMENT A/R 330-1 DROP DECK	1
35	137167	SUSPENSION WELDMENT A/R 330-2	1
35	137170	SUSPENSION WELDMENT A/R 330-2 DROP DECK	1
36	**142441	HOSE ASSEMBLY, GREASE 1/4 X 45	2
37	**142443	HOSE ASSEMBLY, GREASE 1/4 X 72	6
38	**142446	HOSE ASSEMBLY, GREASE 1/4 X 118	4
39	**142447	HOSE ASSEMBLY, GREASE 1/4 X 126	2
40	**142451	HOSE ASSEMBLY, GREASE 1/4 X 156	2
41	142545	NUT, HEX JAM 7/16	*10,16
42	142553	DECAL, GREASE TRAILER U/C	2
52	2-181-010001	CLAMP	2
53	138155	ADAPTER, 90	4

UNDERCARRIAGE ASSEMBLY - AIR RIDE

ITEM	PART NO.	DESCRIPTION	QTY.
54	2024-2-4S	ADAPTER, ELBOW	8
56	2083-8-4S	NIPPLE, HEX	1
58	3-076-010005	CAM FOLLOWER, 4" GREASE	4
59	3-485-010001	MUD FLAP	2
62	3-755-010189-03	SUPPORT E-CHAIN (STANDARD LOAD ANGLE) (BEFORE 6-3-2015)	1
	3-755-010189	SUPPORT E-CHAIN (LOW LOAD ANGLE) (BEFORE 6-3-2015)	1
	3-755-010189-1	LINK (BEFORE 6-3-2015)	1
	189314	SUPPORT, E-CHAIN, 48 LINKS, 3838 (AFTER 6-3-2015)	1
64	3-762-010016	HOLD DOWN UNDERCARRIAGE	4
65	3-762-010017	CLAMP, MUD FLAP	2
66	3-780-010002	TANK, AIR	--
67	3-821-010005	TRAY, CAT TRACK	1
68	622-3511-008	WASHER 3/4	4
69	805-2	STEP BUSHING	--
70	900 54 007	HEIGHT CONTROL VALVE	--
71	905-54-107	BRAKE PROTECTION VALVE	--
72	190701	BRACKET WLDMT, E-CHAIN LH (AFTER 6-3-2015)	1
73	190706	BRACKET WLDMT, E-CHAIN RH (AFTER 6-3-2015)	1
74	190700ZP	BRACKET, E-CHAIN LH (AFTER 6-3-2015)	1
75	190705ZP	BRACKET, E-CHAIN RH (AFTER 6-3-2015)	1
	189380	FIELD INSTALLATION KIT (ITEM 62 & 72-75)	1

* 1ST QUANTITY LISTED IS FOR SINGLE AXLE; 2ND QUANTITY LISTED IS FOR TANDEM AXLE

** SEE TABLES BELOW FOR HOSE LOCATIONS

GREASE HOSE LOCATION, P/N, AND LENGTH (SINGLE)

ITEM	HOSE LOCATION	RIGHT	LEFT	LENGTH
36	TO REAR CAM FOLLOWER	142441	142441	45"
37	TO REAR SLACK	142443	142443	72"
	TO REAR INNER CAMSHAFT	142443	142443	72"
	TO REAR OUTER CAMSHAFT	142443	142443	72"
40	TO FRONT CAM FOLLOWER	142451	142451	156"

GREASE HOSE LOCATION, P/N, AND LENGTH (TANDEM)

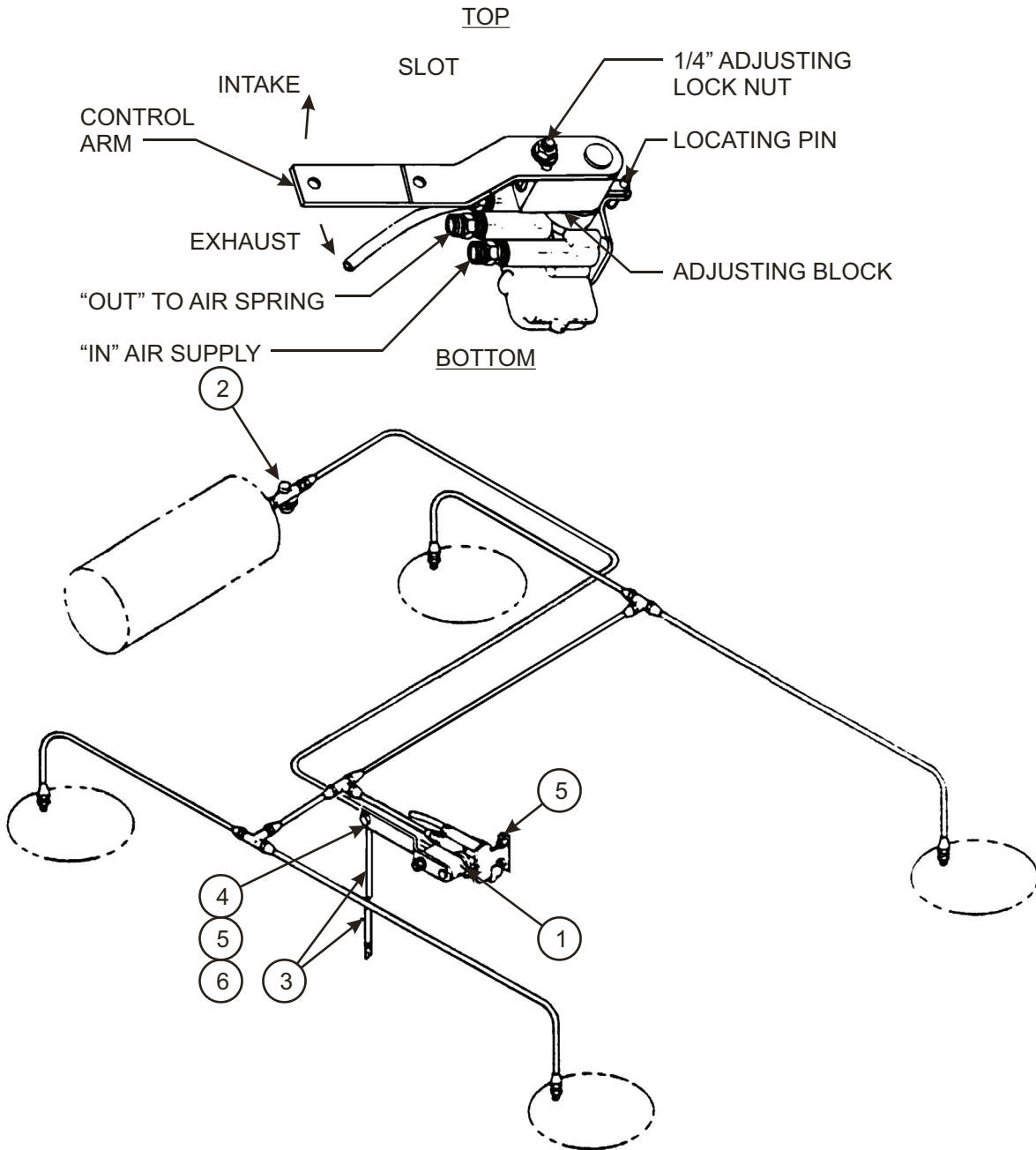
ITEM	HOSE LOCATION	RIGHT	LEFT	LENGTH
36	TO REAR CAM FOLLOWER	142441	142441	45"
37	TO REAR SLACK	142443	142443	72"
	TO REAR INNER CAMSHAFT	142443	142443	72"
	TO REAR OUTER CAMSHAFT	142443	142443	72"
38	TO FRONT OUTER CAMSHAFT	142446	142446	118"
	TO FRONT INNER CAMSHAFT	142446	142446	118"
39	TO FRONT SLACK	142447	142447	126"

ILLUSTRATED PARTS LIST

GREASE HOSE LOCATION, P/N, AND LENGTH (TANDEM)

ITEM	HOSE LOCATION	RIGHT	LEFT	LENGTH
40	TO FRONT 4" CAM FOLLOWER	142451	142451	156"

ILLUSTRATED PARTS LIST



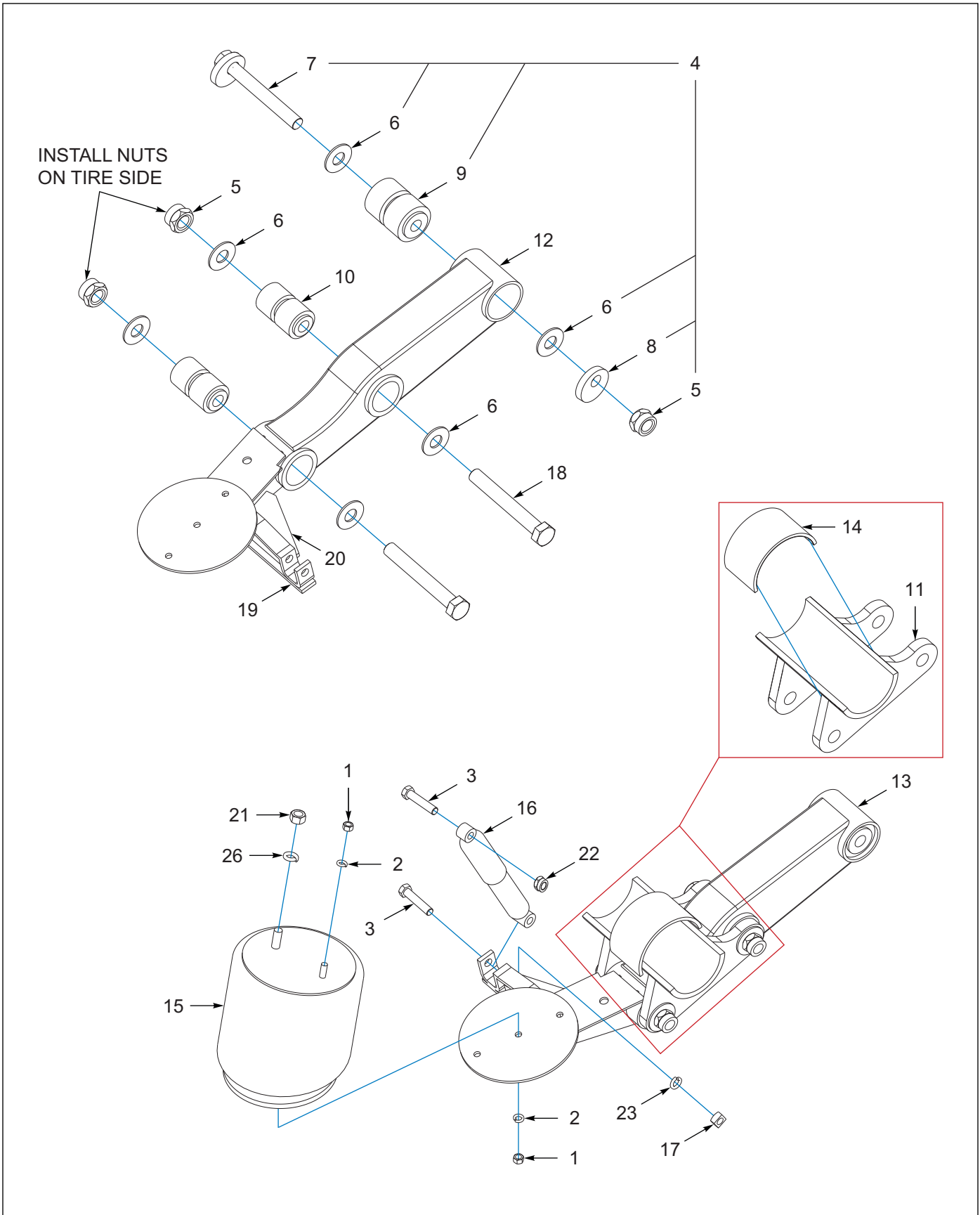
m102732

Figure 2-33: Air Control Kit

AIR CONTROL KIT

ITEM	PART NO.	DESCRIPTION	QTY.
	102732	AIR CONTROL KIT NEWAY	
1	900 54 007	HEIGHT CONTROL VALVE	1
2	905-54-107	AIR PRESSURE PROTECTION VALVE & FILTER	1
3	111021	SRK - 167 KIT (ADJ. LINK ASSEMBLY)	1
4	1-654-010047-04	SCREW, HEX HEAD CAP 1/4-20 X 3/4 GR5	2
5	1-512-010005-01	LOCK NUT 1/4-20	2
6	-----	DECAL (OPERATING)	1

ILLUSTRATED PARTS LIST



SUSPENSION, HANGER, RLU-228

ITEM	PART NUMBER	DESCRIPTION	QTY
	102361	SUSPENSION,BEAM RLU-228 (INCLUDES ITEMS 5-6, 9-14, 18-20)	--
	102363	SUSPENSION,ADJ RLU-228-3.5 (INCLUDES ITEMS 1-9, 15-17, 18-29)	--
	102364	SUSPENSION,ADJ RLU-228-5.5 (INCLUDES ITEMS 1-9, 15-17, 18-29)	--
1	1-512-010007-09	NUT, HEX 1/2-13 GR2 ZP	4
2	1-861-010034-13	WASHER, LKG HLCL SPR, 1/2	4
3	105408	SCREW HXCP,3/4-10X3-1/2 GR8	4
4	109533	ALIGNMENT BLOCK ASSY#48100294 (SERVICE KIT INCLUDES ITEMS 5-9)	1
5	111008	NUT LOCK 1-1/8-7 NEWAY (INCLUDED WITH ITEM 4, INCLUDES 1 EACH)	6
6	111010	WASHER FLAT NEWAY 90036177 (INCLUDED WITH ITEM 4, INCLUDES 2 EACH)	12
7	129005	ALIGN BLOCK 90508019 (INCLUDED WITH ITEM 4, INCLUDES 1 EACH)	2
8	129006	ALIGN BLOCK NON-WELD 90008238 (INCLUDED WITH ITEM 4, INCLUDES 1 EACH)	2
9	900-08-139	BUSHING NEWAY AR-45 SUSPENSIO (INCLUDED WITH ITEM 4, INCLUDES 1 EACH)	2
10	111011	RUBBER BUSH NEWAY 90008149	4
11	111012	AXLE ADAPTER NEWAY 90001200	2
12	111013	BEAM LH NEWAY 90516600	1
13	111014	BEAM RH NEWAY 90516601	1
14	111015	SAFETY STRAP NEWAY 90025288	2
15	111016	AIR SPRING NEWAY 90557159 (USED ON 102364)	2
15	905-57-129	SPRING AIR BAG AR-45 (USED ON 102363)	2
16	111017	SHOCK NEWAY 90044642 (USED ON 102364)	2
16	900 45 040	SHOCK ABSORBER AR93 (USED ON 102362)	2
17	111022	NUT,SQ 3/4-10 NEWAY 93400367	2
18	111023	SCREW 1-1/8-7 NEWAY 93201051	4
19	126900	BRACKET BTM SHOCK ARU93	2
20	221602	GUSSET SHOCK LOWER TRL	2
21	934 00 149	HEX NUT 3/4-16 NEWAY AR-75-9	2
22	934-00-492	LOCK NUT 3/4-10	2
23	936 00 077	LOCK WASHER 3/4	4
24	111018	ANCHOR,RIDE HT NEWAY 90054038 (NOT SHOWN)	1
25	-----	LITERATURE LABEL (NOT SHOWN)	1
26	-----	LITERATURE LABEL (NOT SHOWN)	1
27	-----	LITERATURE FORM 864 (NOT SHOWN)	1
28	-----	LITERATURE SPEC (NOT SHOWN)	1
29	-----	LITERATURE INSTRUCTIONS (NOT SHOWN)	1

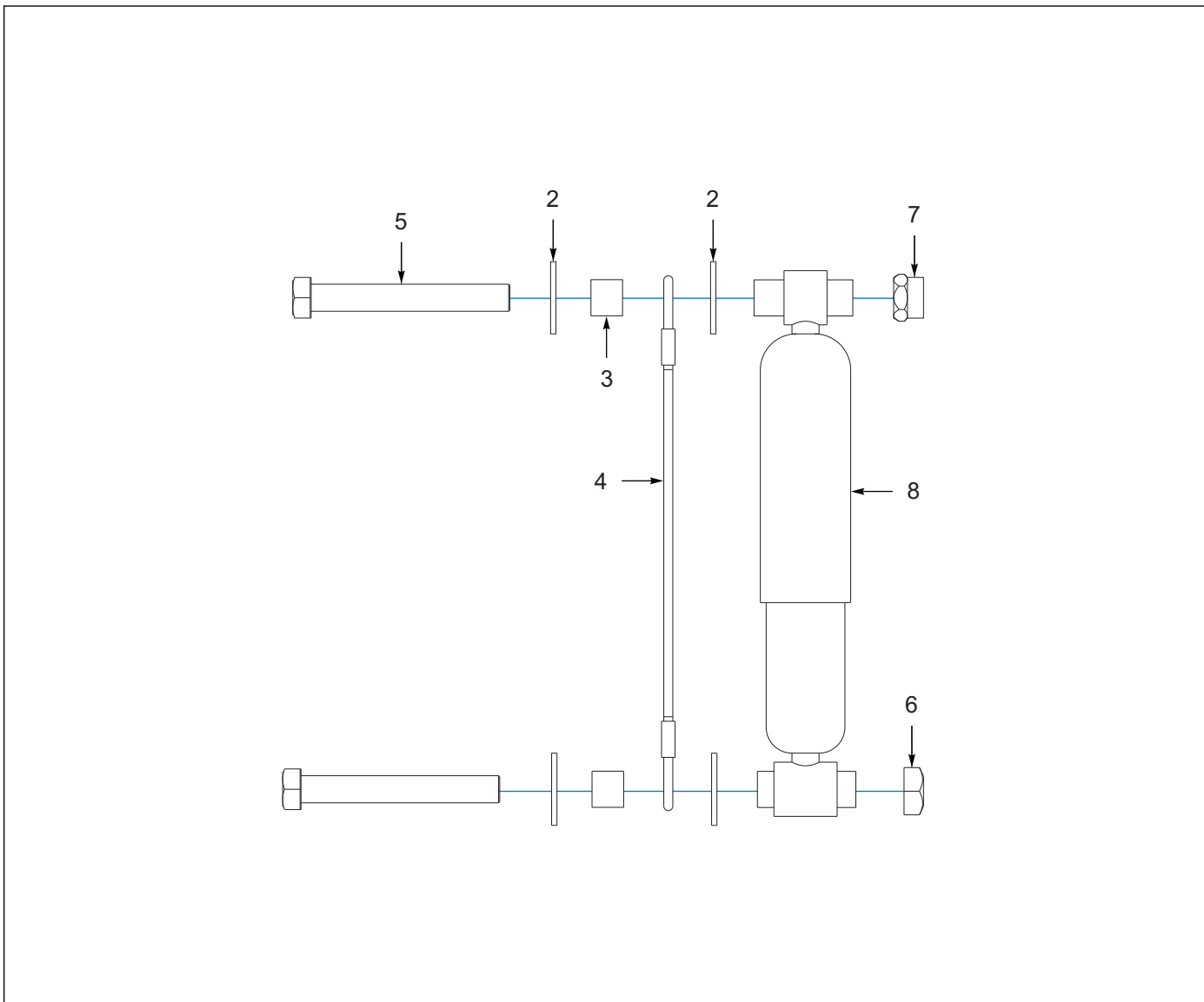


Figure 2-35: Shock Strap, Limit, RLU 228-3.5 (OPTION)

SHOCK STRAP, LIMIT RLU 228-3.5 (OPTION)

ITEM	PART NUMBER	DESCRIPTION	QTY
	141708	WIRE ROPE STRAPKIT RLU228-3.5 (INCLUDES 2 KITS, ITEM 1)	--
	179103	WR STRAP KIT 2AX RLU228-3.5 (INCLUDES 4 KITS, ITEM 1)	--
	141709	STRAP KIT INSL 3AX RLU228-3.5 (INCLUDE 6 KITS, ITEM 1)	--
1	-----	SHOCK STRAP LIMIT RLU228-3.5 (1 KIT INCLUDES ITEMS 2-5)	--
2	1-861-010032-21	WASHER, FLAT 3/4 W ZP/CD	4
3	170120	TUBE, RD 1 ODX .782 ID X 11/16	2
4	179107	WIRE ROPE STRAP, RLU 228-3.5	1
5	W908406-4	SCREW 3/4-10X4-1/2 HEX HD CAP	2
6	934-00-367	NUT SQ 3/4-10 (NOT INCLUDED)	1
7	934-00-492	LOCK NUT 3/4-10 (NOT INCLUDED)	1
8	900 45 040	SHOCK ABSORBER AR93 (NOT INCLUDED) (FOR RLU 228-3.5 SUSPENSION)	1

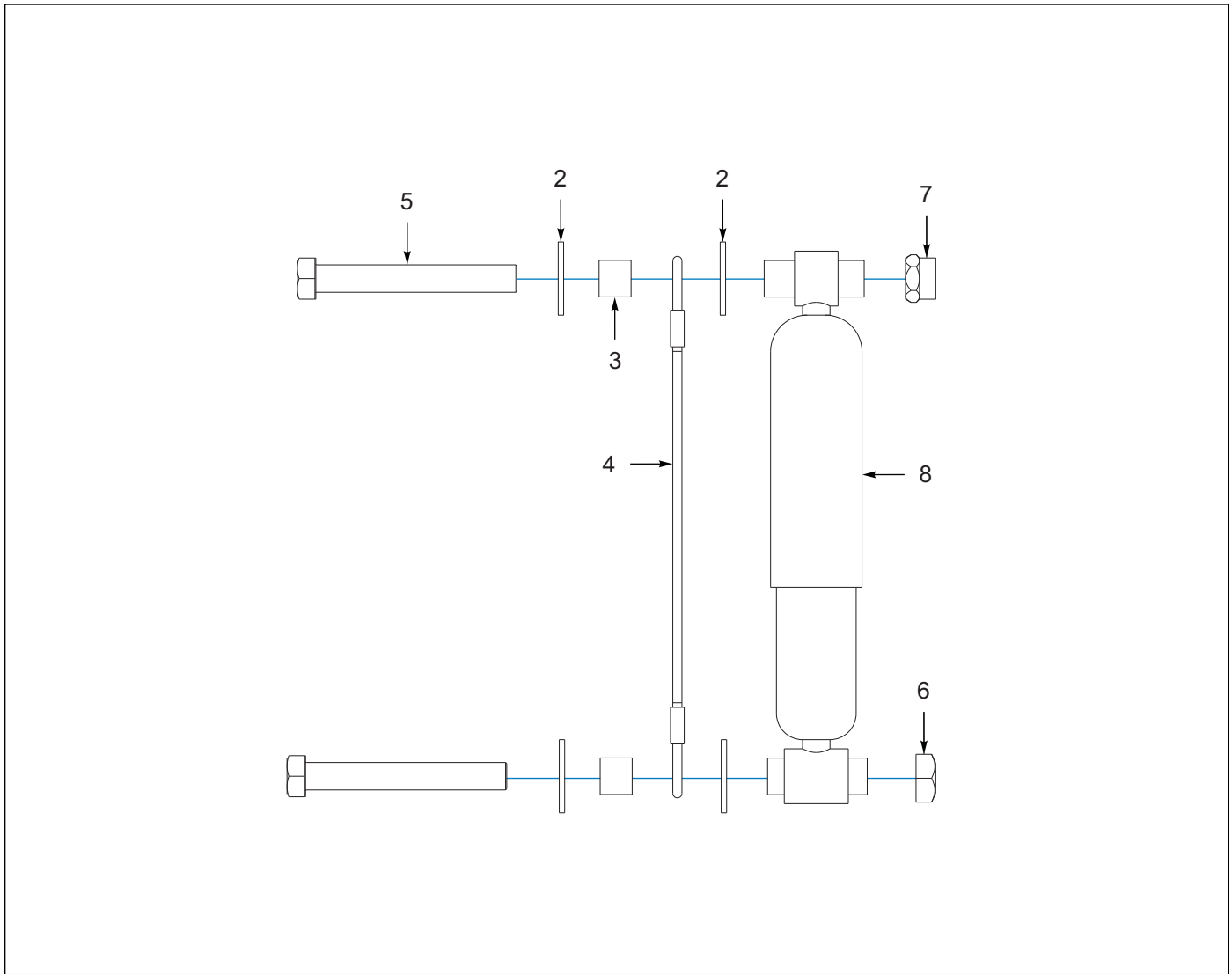


Figure 2-36: Shock Strap, Limit, RLU 228-5.5 (OPTION)

SHOCK STRAP, LIMIT, RLU 228-5.5 (OPTION)

ITEM	PART NUMBER	DESCRIPTION	QTY
	127708	STRAP,SHOCK LMT,RLU250&228-5.5 (INCLUDES 2 KITS, ITEM 1) (FOR 1 AXLE)	--
	163746	LIMIT STRAP SHCK 2AX RLU 228-5 (INCLUDES 4 KITS, ITEM 1)	--
	162403	LIMIT STRAP SHOCK 3AX RLU228-5 (INCLUDES 6 KITS, ITEM 1)	--
1	-----	SHOCK STRAP LIMIT RLU228-5.5 (1 KIT INCLUDES ITEMS 2-5)	--
2	1-861-010032-21	WASHER, FLAT 3/4 W ZP/CD	4
3	170120	TUBE, RD 1 ODX .782 ID X 11/16	2
4	179108	WIRE ROPE STRAP, RLU 228-5.5	1
5	W908406-4	SCREW 3/4-10X4-1/2 HEX HD CAP	2
6	934-00-367	NUT SQ 3/4-10 (NOT INCLUDED)	1
7	934-00-492	LOCK NUT 3/4-10 (NOT INCLUDED)	1
8	111017	SHOCK NEWAY 90044642 (NOT INCLUDED) (FOR RLU 228-5.5 SUSPENSION)	1

ILLUSTRATED PARTS LIST

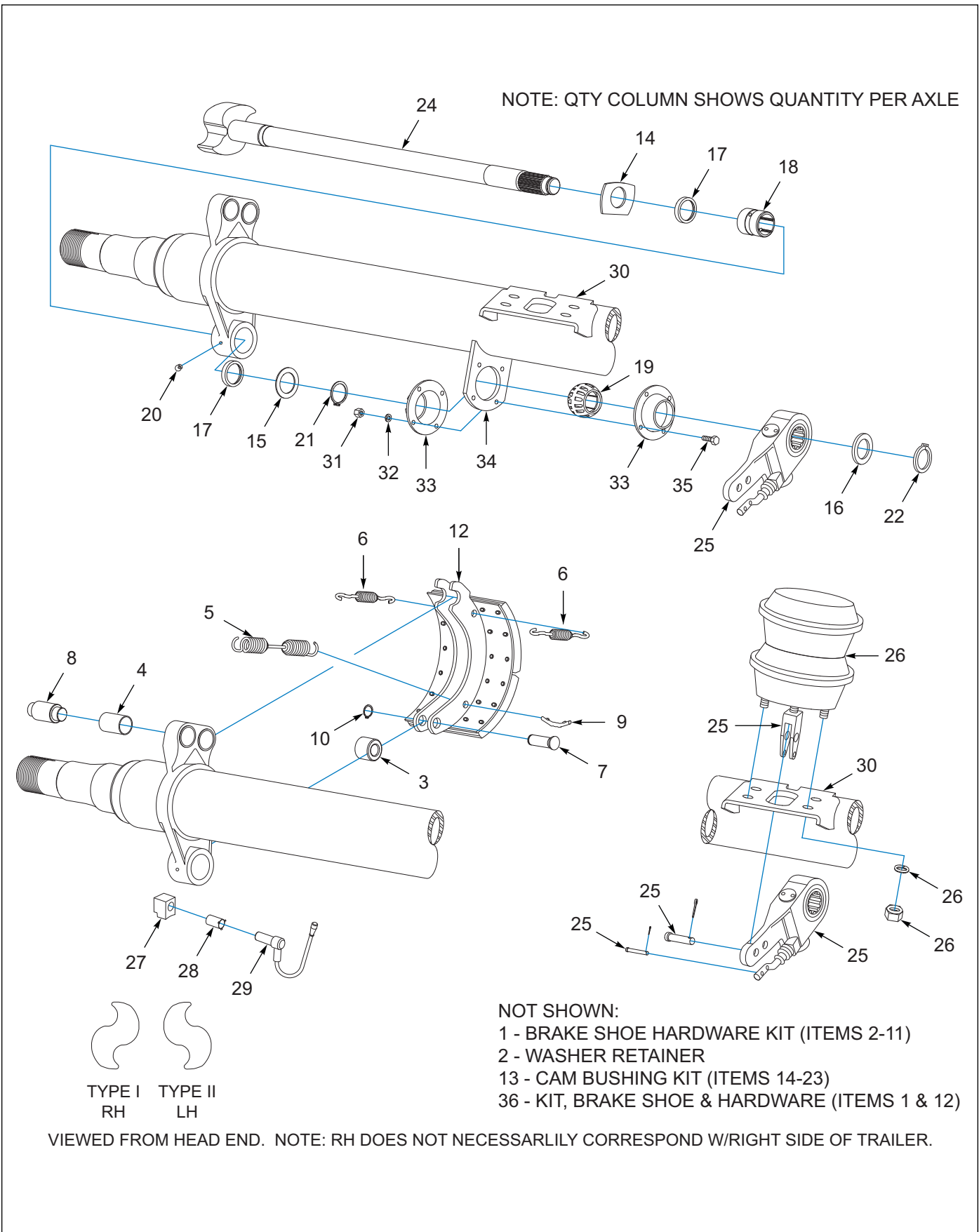


Figure 2-37: Axle 12.25 x 7.5 Drum Brakes, Dexter

AXLE 12.25 X 7.5 DRUM BRAKES, DEXTER

ITEM	PART NUMBER	DESCRIPTION	QTY
	212378	AXLE 70.5 12.25SPG 25K TIS (REPLACED 115703, AFTER 06/16/2018)	--
1	K71-460-00	BRAKESHOE HDW KIT PQ BRKS DEX (INCLUDES ITEMS 2-11) (INCLUDED WITH ITEM 36)	2
2	403149	WASHER RETAINER (NOT SHOWN) (ITEM 1 INCLUDES 2 EACH)	4
3	204108-001	ROLLER (014-057-00) (ITEM 1 INCLUDES 2 EACH)	4
4	014-068-00	BUSHING-SPIDER ANCHOR PIN DXTR (ITEM 1 INCLUDES 2 EACH)	4
5	208106	SPRING BRAKE RETRACT (ITEM 1 INCLUDES 1 EACH)	2
6	046-097-00	SPRING-BRAKE SHOE KEEPER DEXTR (ITEM 1 INCLUDES 2 EACH)	4
7	205107-001	BRAKE SHOE PIN STANDARD (ITEM 1 INCLUDES 2 EACH)	4
8	056-017-00	ANCHOR PIN-BRAKE SHOE DEXTER (ITEM 1 INCLUDES 2 EACH)	4
9	056-018-00	RETAINER-RETRACTOR SPRING DXTR (ITEM 1 INCLUDES 2 EACH)	4
10	214102	ROLLER RETAINER (ITEM 1 INCLUDES 2 EACH)	4
11	-----	INSTRUCTION SHEET (NOT SHOWN) (ITEM 1 INCLUDES 1 EACH)	1
12	-----	SHOE LINING QUICK CHG ASSY (INCLUDED WITH ITEM 36)	4
13	K71-101-00	CAM SHAFT REPAIR KIT PQ BRAKES (1 KIT PER BRAKE) (INCLUDES ITEMS 14-23)	2
14	005-074-00	WASHER D-CAM DEXTER (ITEM 13 INCLUDES 1 EACH)	2
15	403149	WASHER RETAINER (ITEM 13 INCLUDES 2 EACH)	2
16	113819	CAMSHAFT WASHER 28 SPLINE (ITEM 13 INCLUDES 1 EACH)	2
17	408101-001	SPIDER SEALR (ITEM 13 INCLUDES 2 EACH)	4
18	405129	SPIDER BUSHING (ITEM 13 INCLUDES 1 EACH)	2
19	405999-001	NYLON BUSHING CAM BRKT ASSY (ITEM 13 INCLUDES 1 EACH)	2
20	061-003-00	GREASE FITTING-SPIDER DEXTER (ITEM 13 INCLUDES 1 EACH)	2
21	214104	CAM LOCK RING (ITEM 13 INCLUDES 2 EACH)	2
22	069-078-00	SNAP RING ITEM 13 INCLUDES 1 EACH)	2
23	-----	INSTRUCTION SHEET (NOT SHOWN) (ITEM 13 INCLUDES 1 EACH)	1
24	034-188-03	CAMSHAFT LH 28SPLINE 22-5/16	1
24	034-189-03	CAMSHAFT RH 28SPLINE 22-5/16	1
25	127777	SLACK ADJ AUTO 12-1/4X7-1/2 (INCLUDES CLEVIS, PINS, GAGE & INSTRUCTIONS)	2
26	138719	SPRING BRAKE TYPE 30/30	2
27	103805	ABS SENSOR BLOCK	2
28	144979	ABS SENSOR RETAINER CLIP	2
29	101847	ABS SENSOR CABLE-.4M (1FT) (SENSOR & CABLE ASSEMBLY)	2
30	034-048-00	BRACKET AIR CHAMBER MTG	2
31	1-512-010007-05	NUT, HEX 1/4-20 GR2 ZP	8
32	005-079-00	LOCK WASHER, DEXTER	8
33	034-032-00	RETAINING PLATE-CAMSHAFT DEXTR (EACH HALF SOLD SEPERATELY)	4
34	034-031-00	BRACKET ASSY-CAMSHAFT SUPT	2
35	007-139-00	BOLT RET CAM BUSHING DEXTER	8
36	138054	KIT,BRAKE, 12 1/4X7 1/2 (1 KIT PER AXLE) (INCLUDES ITEMS 1, 2 EACH & ITEM 12, 4 EACH)	1

ILLUSTRATED PARTS LIST

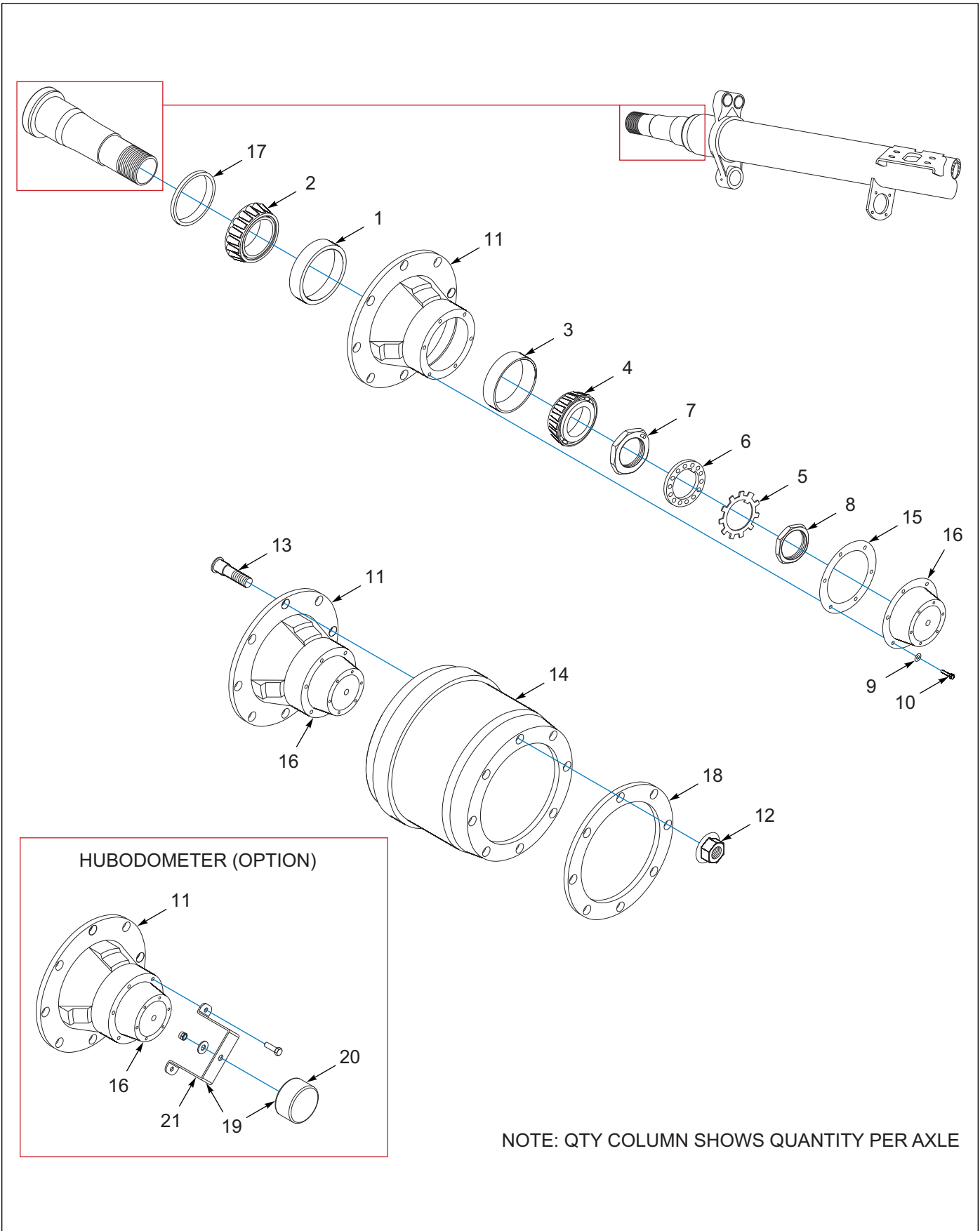


Figure 2-38: Axle 12.25 x 7.5 Drum & Hub Assembly, Dexter

AXLE 12.25 X 7.5 DRUM & HUB ASSEMBLY, DEXTER

ITEM	PART NUMBER	DESCRIPTION	QTY
	212378	AXLE 70.5 12.25SPG 25K TIS (REPLACED 115703, AFTER 06/16/2018)	--
1	HM218210	BEARING CUP,INNER-DEXTERD225K (ITEM 11 INCLUDES 1 EACH)	2
2	HM218248	INNER BEARING	2
3	HM212011	OUTER CUP (ITEM 11 INCLUDES 1 EACH)	2
4	HM212049	OUTER BRG A19S	2
5	105106	STAR L/W (005-099-00)	2
6	105107	LOCK WASHER (005-098-00)	2
7	103103-002	NUT INNER SPINDLE DEXTER (006-114-00)	2
8	006-115-00	NUT OUTER, SPINDLE, DEXTER (103102-001)	2
9	1-861-010034-10	WASHER,LKG 5/16	12
10	1-654-010049-03	SCREW HX CP 5/16-18UNCX3/4GR5	12
11	112492	HUB 8 BOLT ABS 100 TOOTH (INCLUDES TONE RING) (INCLUDES ITEMS 1, 3, 13)	2
12	179955	NUT,FLANGE MM22X1.5 (1.50HEX) (179933, 153408)	16
13	101162	STUD - DISC PILOT HOLE WHL (2.47 STANDOUT) (BEFORE 06/16/2018)	16
13	113536	STUD RH 22MM 3.5 STANDOUT (131069) (3.5 STANDOUT) (AFTER 06/16/2018 - UNIVERSAL, STEEL / ALUMINUM WHEELS) (ITEM 11 INCLUDES 8 EACH)	16
14	63680	DRUM, BRAKE	2
15	3067	GASKET HUB (153402)	2
16	4009	BOLT ON HUB CAP W/PLUG (OIL CAP INCLUDES VENT PLUG AND ITEM 15, 1 EACH)	2
17	3-659-010012	SEAL, AXLE	2
18	114619	WHEEL GUARD 8 HOLE 275MM BC (USED ONLY TO SEPARATE STEEL RIM OR DRUM FROM ALUMINUM RIM)	2
19	142550	HUBODOMETER INSTALL 235/17.5 (650RPM) (OPTION INCLUDES ITEMS 20, 21)	1
20	142547	HUBODOMETER 650 RPM (OPTION)	1
21	197606	BRACKET HUBODOMETER 4"H TIS (OPTION)	1

ILLUSTRATED PARTS LIST

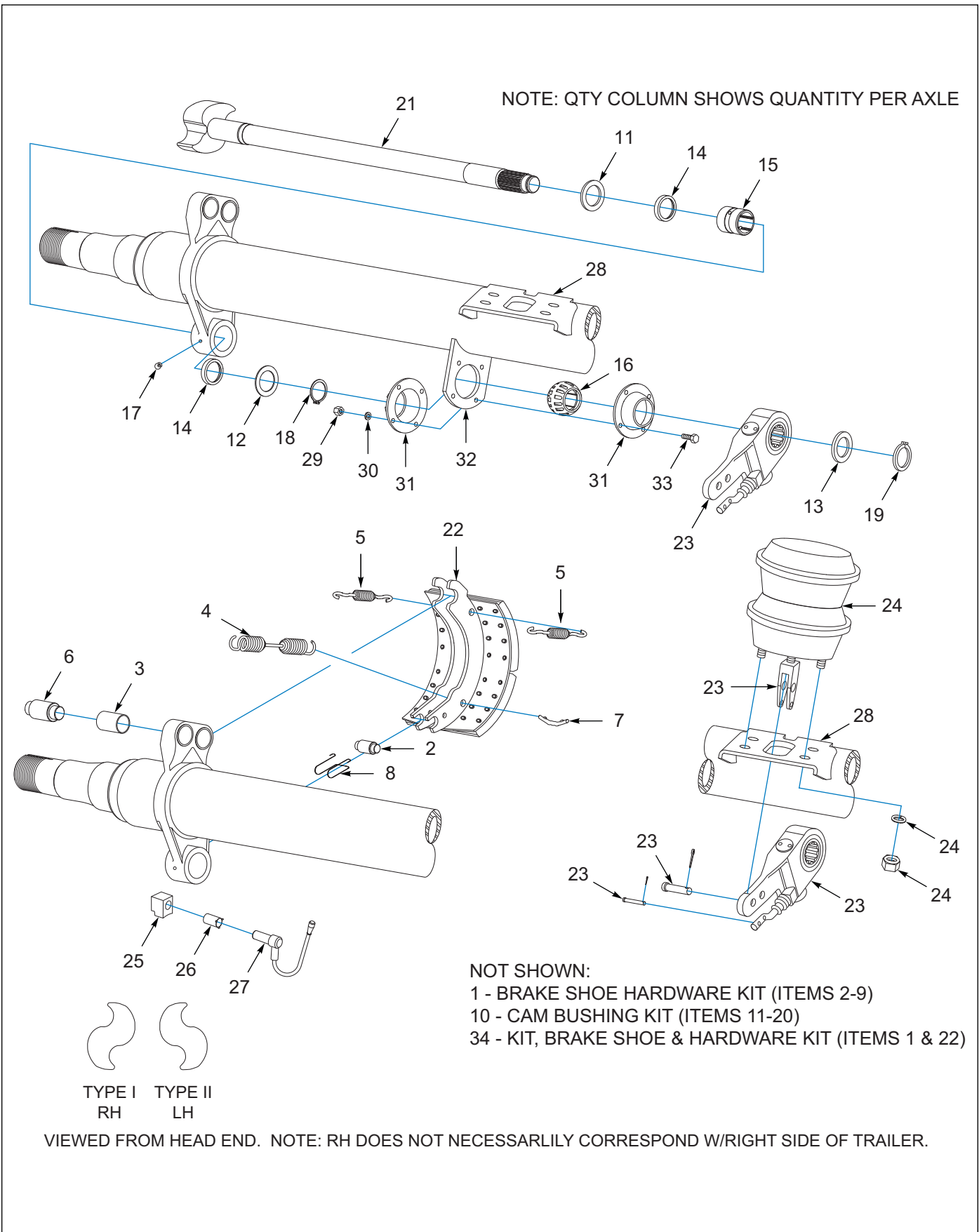


Figure 2-39: Axle 16.5 x 7 Drum Brakes, Dexter

AXLE 16.5 X 7 DRUM BRAKES, DEXTER

ITEM	PART NUMBER	DESCRIPTION	QTY
	212418	AXLE 69, 16.5 X 7 SPG BRK - 25K (REPLACED 115713, AFTER 06/16/2018)	--
1	K71-136-00	BRAKE SHOE H KIT 16.5X7 DXTR (INCLUDES ITEMS 2-9) (INCLUDED WITH ITEM 34)	2
2	014-065-00	ROLLER BRAKE SHOE(KNURLED)DXTR (ITEM 1 INCLUDES 2 EACH)	4
3	014-068-00	ANCHOR PIN-BRAKE SHOE DEXTERR (ITEM 1 INCLUDES 2 EACH)	4
4	046-096-00	SPRING BRAKE SHOE-ORANGE DEXTR (ITEM 1 INCLUDES 1 EACH)	2
5	046-097-00	SPRING-BRAKE SHOE KEEPER DEXTR (ITEM 1 INCLUDES 2 EACH)	4
6	056-017-00	ANCHOR PIN-BRAKE SHOE DEXTER (ITEM 1 INCLUDES 2 EACH)	4
7	056-018-00	RETAINER-RETRACTOR SPRING DXTR (ITEM 1 INCLUDES 2 EACH)	4
8	071-122-00	RETAINER BRAKE SHOE ROLLER (ITEM 1 INCLUDES 2 EACH)	4
9	-----	INSTRUCTIONS (NOT SHOWN) (ITEM 1 INCLUDES 1 EACH)	1
10	138090	BUSHING KIT (PER BRAKE) (INCLUDES ITEMS 11-20)	2
11	005-096-00	WASHER CAMSHAFT DEXTER (ITEM 10 INCLUDES 1 EACH)	2
12	005-097-00	WASHER CAM SHAFT DEXTER (ITEM 10 INCLUDES 2 EACH)	2
13	113819	CAMSHAFT WASHER 28 SPLINE (ITEM 10 INCLUDES 1 EACH)	2
14	408101-001	SPIDER SEAL (ITEM 10 INCLUDES 2 EACH)	4
15	405129	SPIDER BUSHING (ITEM 10 INCLUDES 1 EACH)	2
16	405999-001	BUSHING, CAMSHAFT SUPPORT (ITEM 10 INCLUDES 1 EACH)	2
17	061-003-00	GREASE FITTING-SPIDER DEXTER (ITEM 10 INCLUDES 1 EACH)	2
18	214104	CAM LOCK RING (ITEM 10 INCLUDES 2 EACH)	2
19	069-078-00	SNAP RING (ITEM 10 INCLUDES 1 EACH)	2
20	-----	INSTRUCTIONS (NOT SHOWN) (ITEM 10 INCLUDES 1 EACH)	1
21	034-192-05	CAMSHAFT, 22-5/8" LH	1
21	034-193-05	CAMSHAFT, 22-5/8" RH	1
22	040-180-00	BRAKE SHOE & LINING DEXTER (INCLUDED WITH ITEM 34)	4
23	139383	SLACK ADJUSTER,STR AUTO 28SPL (INCLUDES CLEVIS, PINS, GAGE, & INSTRUCTIONS)	2
24	126292	CHAMBER 30-30 7.00 PUSHROD	4
25	103805	ABS SENSOR BLOCK	2
26	101849	ABS SENSOR SPRING CLIP	2
27	101847	ABS SENSOR CABLE-.4M (1FT) (SENSOR & CABLE ASSEMBLY)	2
28	034-048-00	BRACKET AIR CHAMBER MTG	2
29	1-512-010007-05	NUT, HEX 1/4-20 GR2 ZP	8
30	005-079-00	LOCK WASHER, DEXTER	8
31	034-032-00	RETAINING PLATE-CAMSHAFT DEXTR (EACH HALF SOLD SEPERATELY)	4
32	034-047-00	BRACKET-CAMSHAFT SUPTWELD ON (2 PER AXLE)	4
33	007-139-00	BOLT RET CAM BUSHING DEXTER	8
34	159001	BRAKE SHOE&HARDWARE KIT16.5X7 (1 KIT PER AXLE) (INCLUDES ITEMS 1, 2 EACH & 22, 4 EACH)	1

ILLUSTRATED PARTS LIST

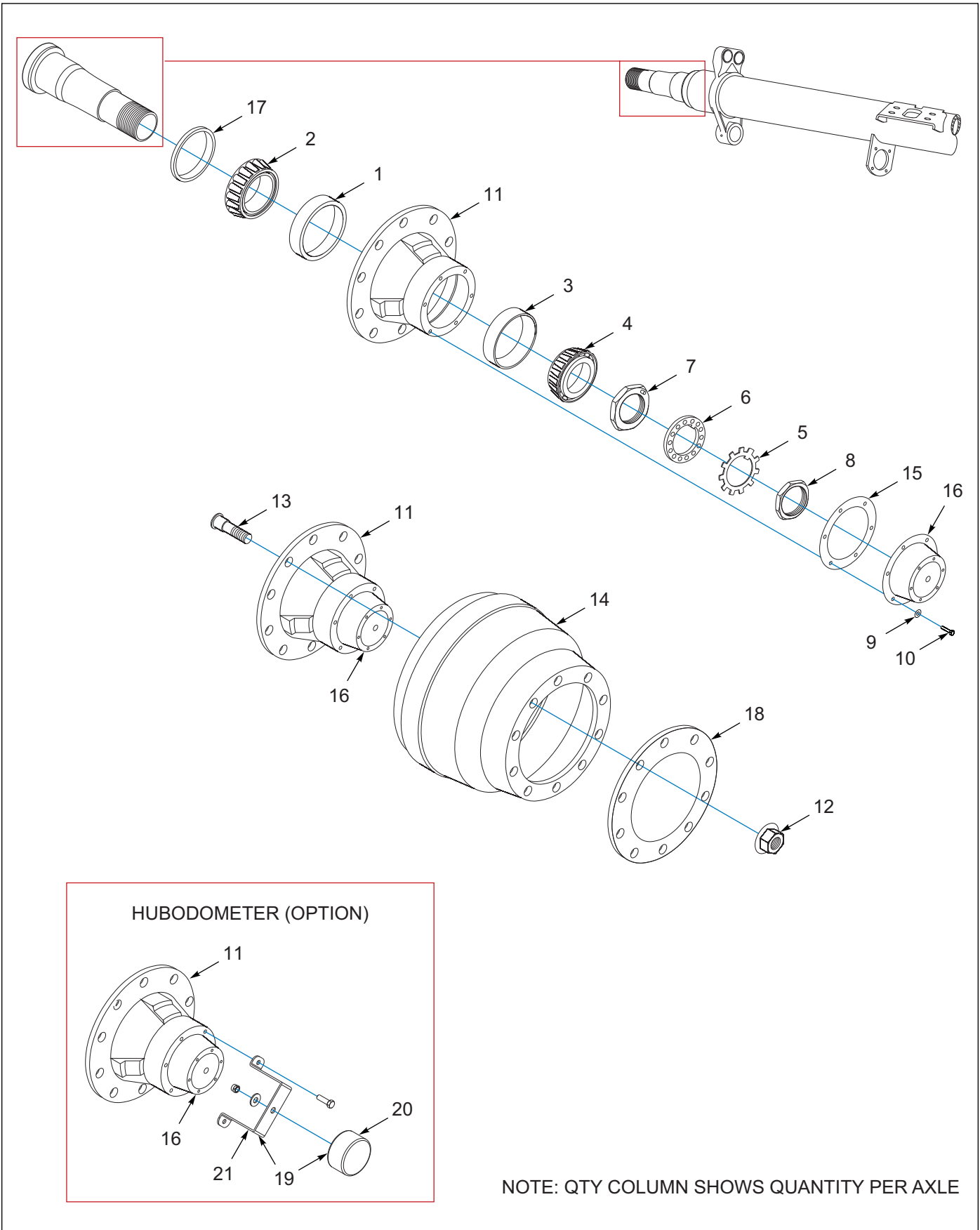


Figure 2-40: Axle 16.5 x 7 Drum & Hub Assembly, Dexter

AXLE 16.5 X 7 DRUM & HUB ASSEMBLY, DEXTER

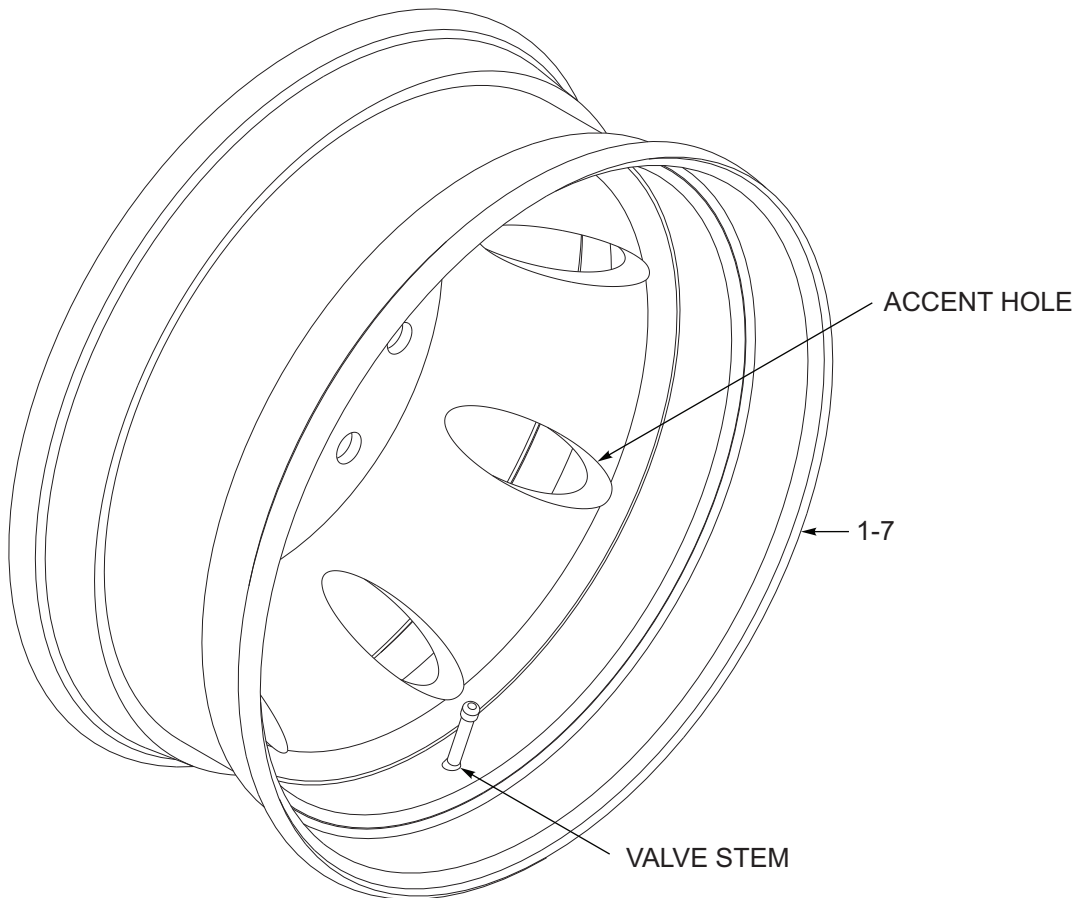
ITEM	PART NUMBER	DESCRIPTION	QTY
	212418	AXLE 69, 16.5 X 7 SPG BRK - 25K (REPLACED 115713, AFTER 06/16/2018)	--
1	HM218210	BEARING CUP, INNER-DEXTERD225K (INCLUDED WITH ITEM 11 INCLUDES 1 EACH)	2
2	HM218248	INNER BEARING	2
3	HM212011	OUTER CUP (INCLUDED WITH ITEM 11 INCLUDES 1 EACH)	2
4	HM212049	OUTER BRG A19S	2
5	105106	STAR L/W (005-099-00)	2
6	105107	LOCK WASHER (005-098-00)	2
7	103103-002	NUT INNER SPINDLE DEXTER (006-114-00)	2
8	006-115-00	NUT OUTER, SPINDLE, DEXTER (103102-001)	2
9	1-861-010034-10	WASHER, LKG 5/16	12
10	1-654-010049-03	SCREW HX CP 5/16-18UNCX3/4GR5	12
11	110975	HUB FOR 103781 (100 TOOTH TONE RING) (INCLUDES ITEMS 1, 3) (FLANGE NUTS & STUDS SOLD SEPARATELY)	2
12	179955	NUT, FLANGE MM22X1.5 (1.50HEX) (179933, 153408)	20
13	101162	STUD - DISC PILOT HOLE WHL (2.47 STANDOUT) (BEFORE 06/16/2018)	20
13	113536	STUD RH 22MM 3.5 STANDOUT (131069) (3.5 STANDOUT) (AFTER 06/16/2018 - UNIVERSAL, STEEL / ALUMINUM WHEELS)	20
14	110976	DRUM FOR 103781	2
15	3067	GASKET HUB (153402)	2
16	4009	BOLT ON HUB CAP W/PLUG (OIL CAP INCLUDES VENT PLUG AND ITEM 15)	2
17	3-659-010012	SEAL, AXLE	2
18	3-870-010107	WHEEL-GUARD, 10STD 285.75MM BC (NYLON SPACER USED TO SEPARATE STEEL RIM OR DRUM FROM ALUMINUM RIM)	2
19	137108	HUBODOMETER INSTL 255TIRE (572RPM) (OPTION INCLUDES ITEMS 21, 22)	1
20	113109	HUBODOMETER 572 RPM	1
21	197606	BRACKET HUBODOMETER 4"H TIS	1

ILLUSTRATED PARTS LIST

IMPORTANT: IF ORDERING TIRE ASSEMBLIES OR REPLACEMENT WHEELS, PROVIDE THE DEALER WITH THE TRAILER VIN NUMBER TO PROPERLY IDENTIFY ORIGINAL PARTS.

MAIN CHARACTERISTICS TABLE:

ITEM	WHEEL	STUDS	BOLT PATTERN	HUB BORE	OFFSET
1	17.5 X 6.75	8	10.827 (275 MM)	8.70 (221.1 MM)	5.55
2	17.5 X 6.75	8	10.827 (275 MM)	9.00 (228.6 MM)	5.60
3	22.5 X 7.50	10	11.25 (285.75 MM)	8.66 (220 MM)	6.45
4	22.5 X 7.50	10	11.25 (285.75 MM)	8.78 (223 MM)	6.44
5	22.5 X 8.25	10	11.25 (285.75 MM)	8.66 (220 MM)	6.59
6	22.5 X 8.25	10	11.25 (285.75 MM)	8.66 (220 MM)	6.60
7	22.5 X 8.25	10	11.25 (285.75 MM)	8.66 (220 MM)	6.62



8 ACCENT HOLE WHEEL SHOWN AS REFERENCE:

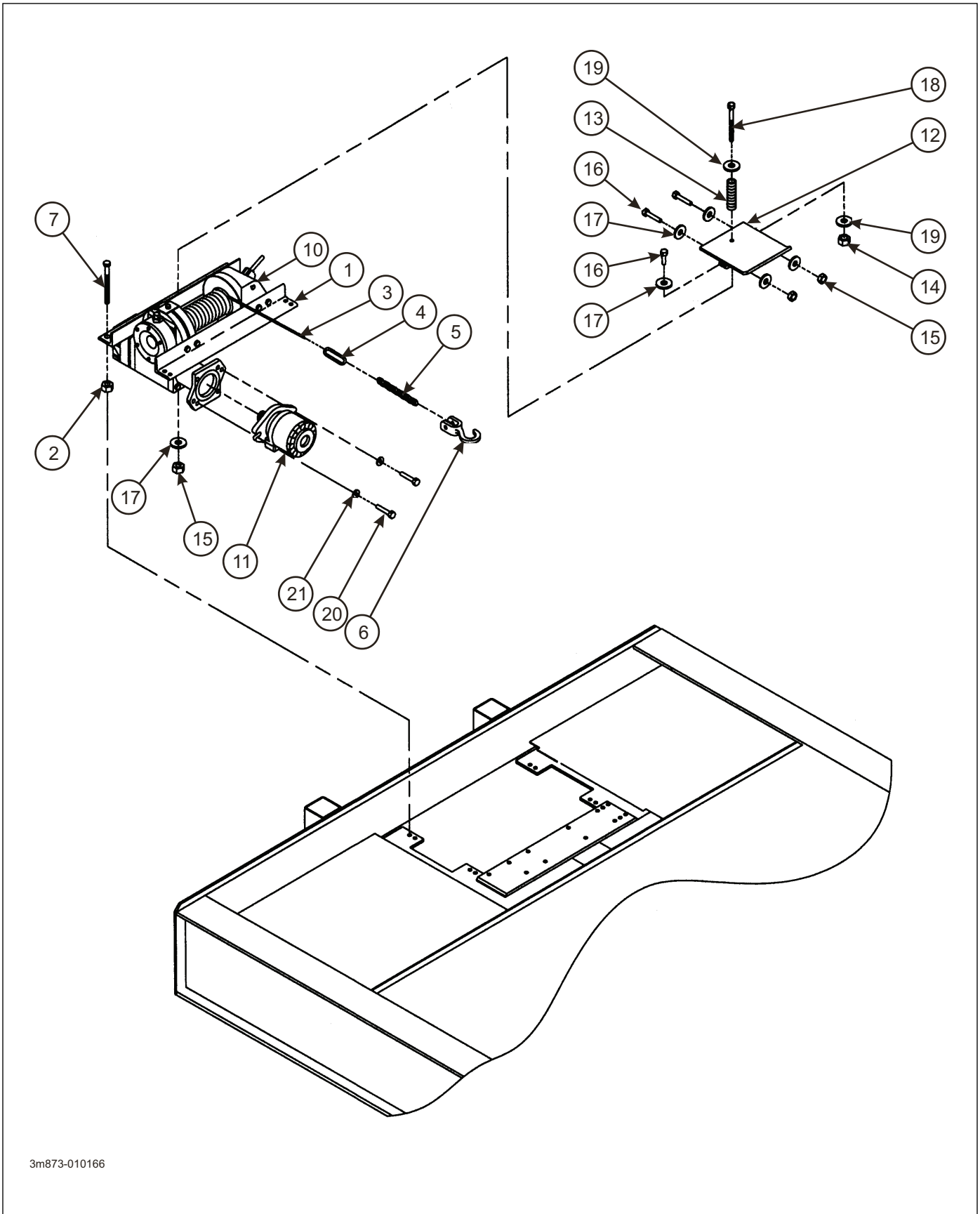
NOT SHOWN: #8 VALVE STEM EXTENSION (OPTION)

Figure 2-41: Wheels

WHEELS

ITEM	PART NUMBER	DESCRIPTION	QTY
1	100402	WHEEL POL ALUM PILOT 17.5X6.75 (USES TR-553C VALVE STEM) (8 ACCENT HOLES, POLISHED, ALUMINUM) (ALCOA, ACCURIDE)	1
1	112047	WHEEL AL PILOT 17.5X6.75 MACH (USES 100401 VALVE STEM) (8 ACCENT HOLES, MACHINED, ALUMINUM)	1
1	232809	WHEEL AL PILOT 17.5X6.75 (POL) (USES 238615 VALVE STEM) (8 ACCENT HOLES, POLISHED, ALUMINUM) (FLEETSIDE)	1
1	223938	WHEEL AL PILOT 17.5X6.75 POL (USES 236462 VALVE STEM) (10 ACCENT HOLES, POLISHED, ALUMINUM) (FLEETSIDE)	1
2	224322	WHEEL AL PLT MT 17.5X6.75 D-BT (USES 100401 VALVE STEM) (8 ACCENT HOLES, POLISHED, ALUMINUM) (DURA-BRIGHT)	1
2	230730	WHEEL DISC PLT MNT 17.5X6.75 (USES TR500 VALVE STEM) (4 HAND HOLES, PAINTED BLACK, STEEL)	1
2	3-870-010097	WHEEL,DISC,PILOT MT 17.5X6.75 (USES TR500 VALVE STEM) (4 ACCENT HOLES, PAINTED WHITE, STEEL)	1
3	139600	WHEEL,AL DURA BRITE 255/70R (USES TR545D VALVE STEM) (10 ACCENT HOLES, POLISHED, ALUMINUM)	1
3	3-870-010106	WHEEL,AL,PILOT MT 22.5X7.5 POL (USES TR545D VALVE STEM) (10 ACCENT HOLES, POLISHED, ALUMINUM)	1
3	3-870-010116	WHL,ALM,PLT MT 22.5X7.50 (USES TR545D VALVE STEM) (10 ACCENT HOLES, UNPOLISHED, ALUMINUM)	1
4	3-870-010104	WHEEL,DISC PILOT MT 22.5X7.50 (USES TR500 VALVE STEM) (5 ACCENT HOLES, PAINTED WHITE, STEEL)	1
5	111416	WHEEL ALUM PLT 22.5X8.25 POL (USES TR545D VALVE STEM) (8 ACCENT HOLES, POLISHED, ALUMINUM)	1
5	111417	WHEEL,ALUM,PLT 22.5X8.25 MACH (USES TR545D VALVE STEM) (8 ACCENT HOLES, MACHINED ALUMINUM)	1
5	134757	WHEEL AL PLT 22.5X8.25 POL CTG (USES TR545D VALVE STEM) (8 ACCENT HOLES, POLISHED COATING, ALUMINUM)	1
6	150346	WHEEL,ALUM,DURA-BRT 22.5X8.25 (USES TR545D VALVE STEM) (8 ACCENT HOLES, POLISHED, ALUMINUM)	1
7	111652	WHEEL,PILOT MT 22.5X8.25, PP (USES TR573D VALVE STEM) (10 HAND HOLES, SPECIFY BLACK OR SILVER STEEL)	1
7	3-870-010110	WHEEL,DISC,PILOT MT 22.5X8.25 (USES TR573 VALVE STEM) (5 ACCENT HOLE, PAINTED WHITE, STEEL)	1
8	1-843-010014	VALVE EXTENSION,STEM (OPTIONAL, RIGID STRAIGHT 3" LONG, NOT USED WITH TIRE INFLATION SYSTEMS) (NOT SHOWN)	1

ILLUSTRATED PARTS LIST



3m873-010166

Figure 2-42: Winch Installation

WINCH INSTALLATION (BRADEN)

ITEM	PART NO.	DESCRIPTION	QTY.
	3-873-010166-01	WINCH INSTL 12K W/ PARKER MOTOR 42' (INCL 1-9)	--
	3-873-010166-02	WINCH INSTL 12K W/ PARKER MOTOR 48' (INCL 1-9)	--
	3-873-010166-03	WINCH INSTL 20K W/ PARKER MOTOR 42' (INCL 1-9)	--
	3-873-010166-04	WINCH INSTL 20K W/ PARKER MOTOR 48' (INCL 1-9, & 23)	--
	100351	WINCH INSTL 12K SLOPE (INCL 1-10)	--
1	3-873-010126-2	WINCH ASSEMBLY, 12K PARKER (INCL 10-22)	--
1	3-873-010129-2	WINCH ASSEMBLY, 20K PARKER (INCL 10-22)	--
2	1-512-010005-09	NUT, HEX LOCK 1/2-13	8
3	3-155-010017-4	CABLE, 1/2 W/ LOOP 85'	--
3	3-155-010018-6	CABLE, 5/8 W/ LOOP 85'	--
4	3-174-010038	CHAIN LINK, CONNECTING 1/2	1
5	3-174-010039036	CHAIN, 1/2 X 36" GRD 7	1
6	7HCGHT500	1/2 CLEVIS GRAB HOOK	1
7	1-654-010055-03	SCREW, HEX HEAD CAP 1/2-13 X 1-1/2	8
8	2-181-010001	HOSE, CLAMP (NOT SHOWN)	--
9	1-510-010001	NUT, FLANGE LOCK 3/8-16 (NOT SHOWN)	--
10	3-873-010122	WINCH, WORM GEAR 12K (SEE PAGE 2-80)	1
10	3-873-010123	WINCH, WORM GEAR 20K (SEE PAGE 2-83)	1
11	3-481-010006	MOTOR, HYDRAULIC 12K (SEE PAGE 2-87)	1
11	3-481-010007	MOTOR, HYDRAULIC 20K (SEE PAGE 2-87)	1
12	3-873-010124	WINCH TENSIONER WELDMENT 12K	1
12	102186	WINCH TENSIONER WELDMENT 20K	1
13	3-720-010010	SPRING, COMPRESSION LEVEL WIND	1
14	1-512-010005-09	NUT, HEX LOCK 1/2-13 GRB	1
15	1-512-010005-05	NUT, HEX LOCK 3/8-16 GRB	3
16	1-654-010051-06	SCREW, HEX HEAD CAP 3/8-16 GR5	3
17	1-861-010032-10	WASHER, FLAT 3/8 N	6
18	1-654-010055-16	SCREW, HEX HEAD CAP 1/2-13 X 5-1/2 GR5 12K	1
18	1-654-010055-17	SCREW, HEX HEAD CAP 1/2-13 X 6 GR5 20K	1
19	1-861-010032-15	WASHER, FLAT 1/2W	2
20	1-654-010055-04	SCREW, HEX HEAD CAP 1/2-13 X 1-3/4 GR5	2
21	1-861-010034-13	WASHER, SPLIT LOCK 1/2	2
22	100600	DECAL, WARNING WINCH (NOT SHOWN)	1
23	3-711-010110	SPACER, AIR TENSION MOUNT (NOT SHOWN)	4
	3-873-010178-3	WINCH TENSIONER ASSEMBLY 20K (INCLUDES ITEMS 12-19)	
	3-873-010178-1	WINCH TENSIONER ASSEMBLY 12K (INCLUDES ITEMS 12-19)	

ILLUSTRATED PARTS LIST

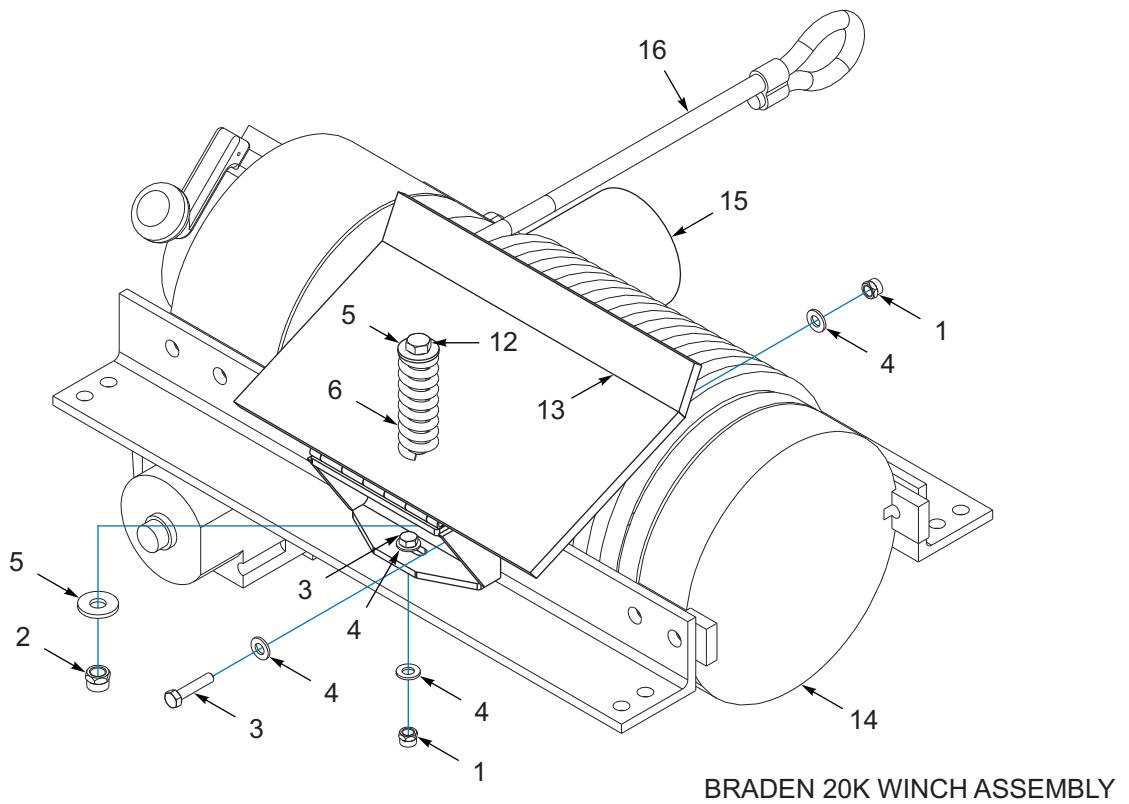
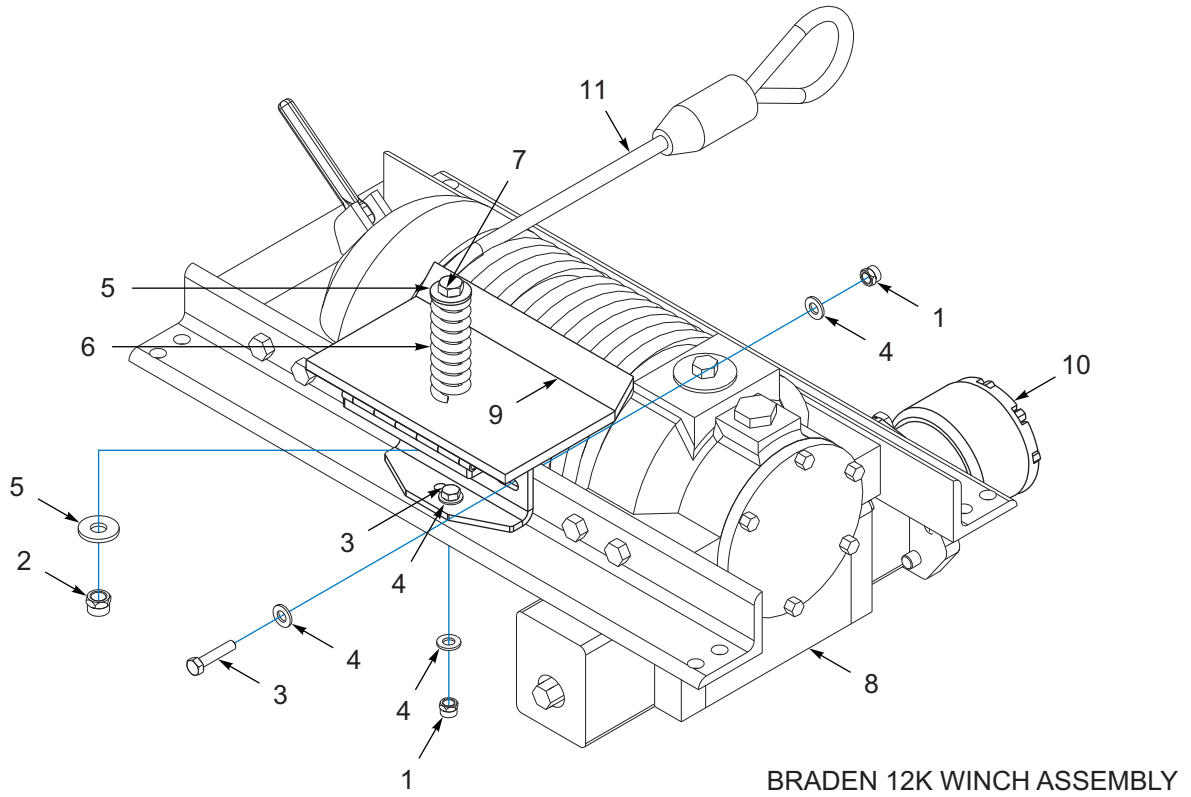


Figure 2-43: Winch Assembly, Braden 12K / 20K (OPTION)

WINCH ASSEMBLY, BRADEN 12K / 20K (OPTION)

ITEM	PART NO.	DESCRIPTION	QTY.
	3-873-010126-2	WINCH ASSY,12,000 LB PARKER	--
	3-873-010129-2	WINCH ASSY,20000 LB, PARKER	--
1	1-512-010005-05	NUT, HEX, SLFLKG GRB 3/8-16	3
2	1-512-010005-09	NUT,HEX,SLFLKG, 1/2-13 GRB	1
3	1-654-010051-06	SCREW,HEX CAP 3/8-16UNCX1-1/4	3
4	1-861-010032-10	WASHER, FLAT 3/8" N ZP/CD	6
5	1-861-010032-15	WASHER, FLAT 1/2 W ZP/CD	2
6	3-720-010010	SPRING COMP LEVEL WIND	1
7	1-654-010055-16	SCREW HEX CAP 1/2-13X5-1/2GR5	1
8	3-873-010122	WINCH, WORM GEAR 12,000 LB (COMPONENTS - SEE PAGE 2-80)	1
9	3-873-010124	WINCH TENSIONER WLDMT 12K	1
10	3-481-010006	MOTOR,HYD 7.1 CU IN/REV,SAE A (KEY SHAFT, 2 BOLT MOUNT) (COMPONENTS - SEE PAGE 2-87)	1
11	3-155-010017-4	CABLE 1/2 W/LOOP 85FT (12K)	1
12	1-654-010055-17	SCREW,HEX CAP,1/2-13UNCX6 GR5	1
13	102186	WINCH TENS 20K BRADEN SPRG WLD	1
14	3-873-010123	WINCH,WORM GEAR,20,000LB BRADN (COMPONENTS - SEE PAGE 2-83)	1
15	3-481-010007	MOTOR HYD 12.9CU IN/REV,SAE B (SPLINE SHAFT, 2 BOLT MOUNT) (COMPONENTS - SEE PAGE 2-87)	1
16	3-155-010018-6	CABLE 5/8 W/LOOP 85FT (20K)	1

ILLUSTRATED PARTS LIST

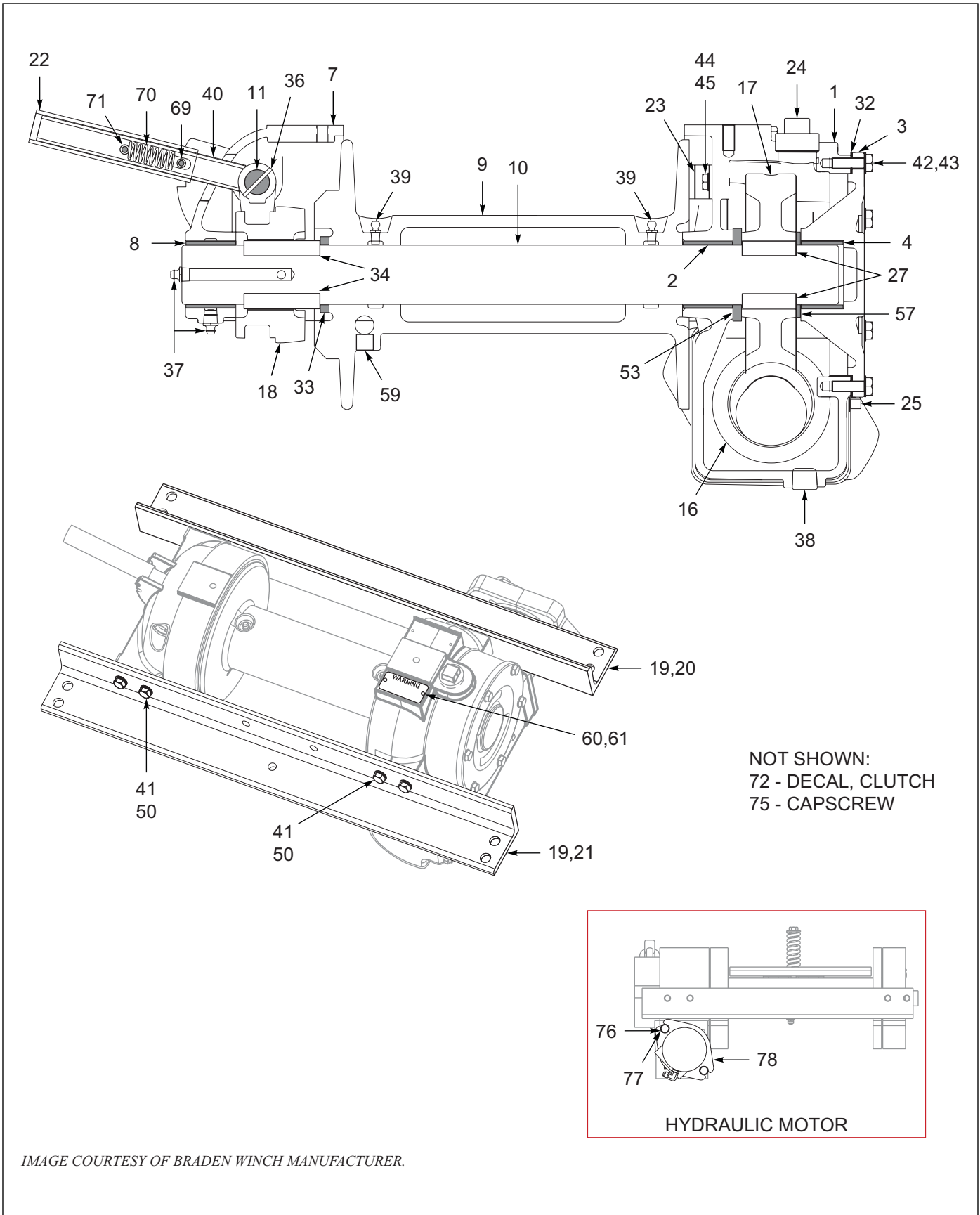


IMAGE COURTESY OF BRADEN WINCH MANUFACTURER.

Figure 2-44: Winch Components, Braden 12K (OPTION) (1 of 2)

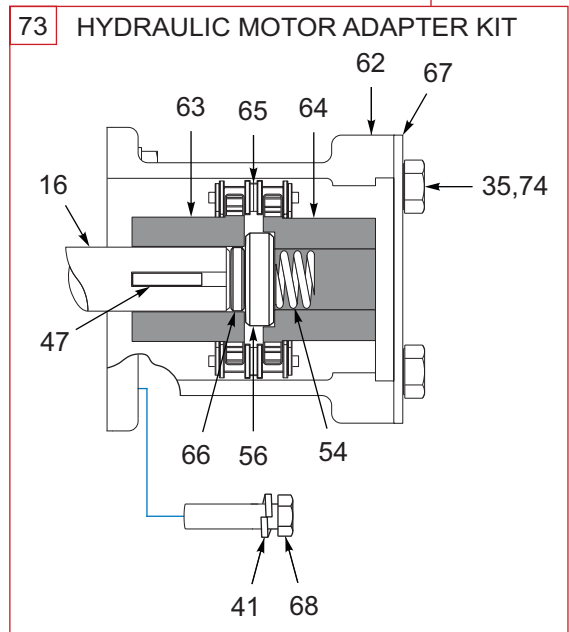
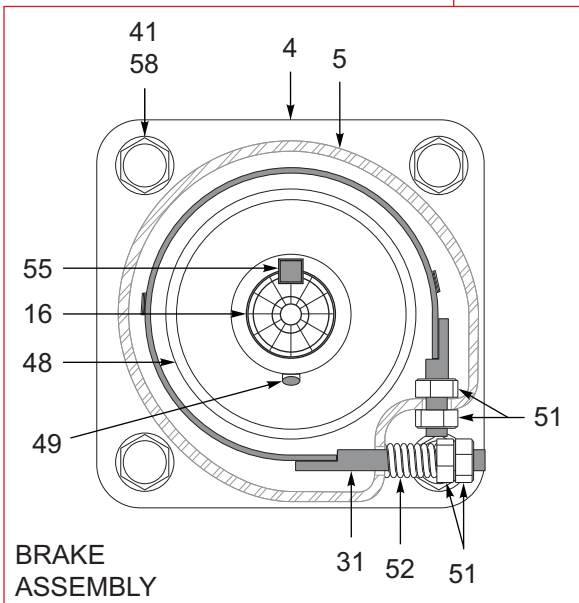
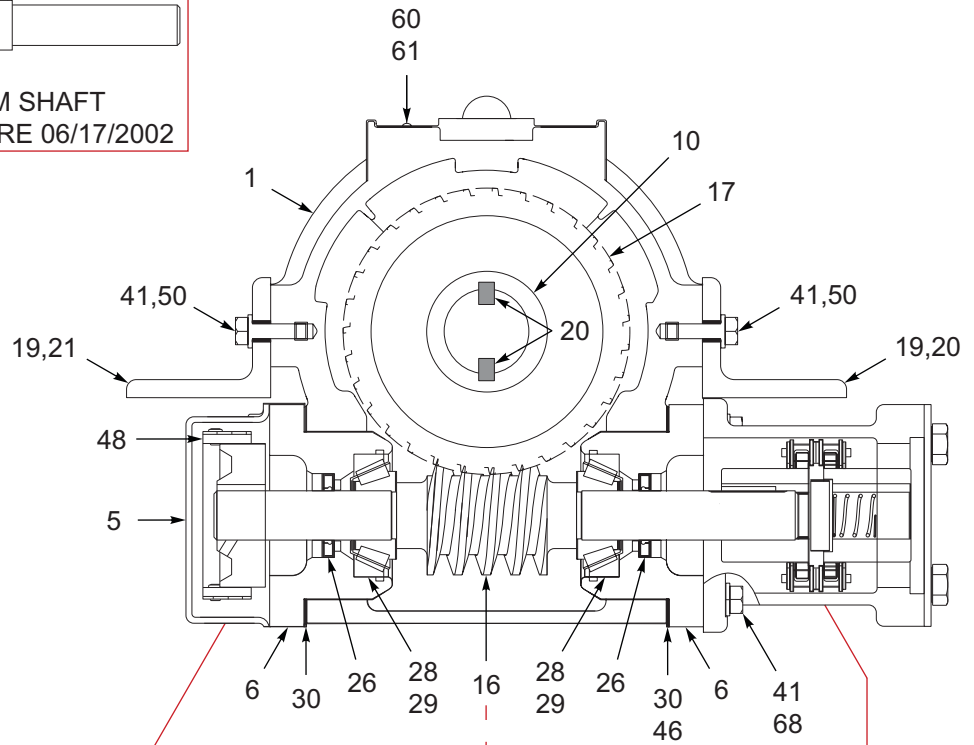
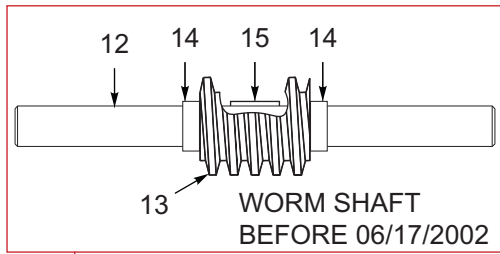


IMAGE COURTESY OF BRADEN WINCH MANUFACTURER.

Figure 2-45: Winch Components, Braden 12K (OPTION) (2 of 2)

ILLUSTRATED PARTS LIST

WINCH COMPONENTS, BRADEN 12K (OPTION)

ITEM	PART NUMBER	DESCRIPTION	QTY.
	3-873-010122	WINCH, WORM GEAR 12,000 LB	--
	3-873-010126-2	WINCH ASSY, 12,000 LB PARKER (2 BOLT MOUNT MOTOR)	--
1	81006	HOUSING (INCLUDES ITEM 2)	1
2	18078	BUSHING-WORM HSNB ASSY 12M BRAD (INCLUDED WITH ITEM 1)	1
3	81009	LU2-144-0 WORM HOUSING COVER (INCLUDES ITEM 4)	1
4	11368	BUSHING 12K WORM WINCH HOUSING (INCLUDED WITH ITEM 3)	1
5	18032	BRAKE HSG	1
6	23303	BEARING CONTAINER	2
7	81530	LEG ASSY (INCLUDES ITEM 8)	1
8	18077	BUSHING (INCLUDED WITH ITEM 7)	1
9	11128	CABLE DRUM	1
10	11129	CABLE DRUM SHAFT (BEFORE 06/17/2013)	1
10	-----	CABLE DRUM SHAFT (AFTER 06/17/2013)	1
11	11130	SHIFTER SHAFT BRADEN	1
12	23470	WORM SHAFT (BEFORE 06/17/2002, REPLACED BY ITEM 16)	1
13	11142	WORM (LITTLE GEAR) (BEFORE 06/17/2002, AFTER, REPLACED BY ITEM 16)	1
14	11308	WORM SPACER (BEFORE 06/17/2002, AFTER, REPLACED BY ITEM 16)	2
15	18030	KEY (BEFORE 06/17/2002, AFTER, REPLACED BY ITEM 16)	1
16	-----	WORM LU2-L GEAR/SHAFT (AFTER 06/17/2002, 1 PIECE, REPLACED ITEMS 12-15)	1
17	11144	GEAR, WORM, LH (BIG GEAR)	1
18	18039	CLUTCH COLLAR	1
19	22752	ANGLE BASE ALU-2-146 12M BRAD (BEFORE 10/23/1990, AFTER, REPLACED BY ITEMS 20-21)	2
20	-----	BASE ANGLE (MOTOR SIDE) (AFTER 10/23/1990, REPLACED ITEM 19)	1
21	-----	BASE ANGLE (BRAKE SIDE) (AFTER 10/23/1990, REPLACED ITEM 19)	1
22	12817	SHIFTER HANDLE	1
23	81025	DRAG BRAKE LGU2-10F WINCH	1
24	248358	PLUG	1
25	18009	PLUG	1
26	18026	SEAL	2
27	11117	KEY	2
28	18015	BEARING CONE BRADEN LGU2	2
29	18016	BEARING CUP BRADEN LGU2	2
30	18027	GASKET (USED TO SHIM BEARING PRELOAD, QTY VARIES)	6
31	21925	BRK BAND ASSY	1
32	11133	SEAL	1
33	18019	RING RETAINER	1
34	18020	CLUTCH KEY	2
35	-----	CAPSCREW (SHIPPING COVER)	2
36	11837	ROLL PIN	1
37	18047	GREASE FITTING (BEFORE 06/17/2013, 1 EACH BOTTOM - AFTER, FITTING ADDED FITTING ON END OF THE SHAFT)	2
38	19045	DRAIN PLUG	1
39	-----	FITTING GREASE	2

WINCH COMPONENTS, BRADEN 12K (OPTION)

ITEM	PART NUMBER	DESCRIPTION	QTY.
40	13839	SHIFTER FORK LGU2	1
41	-----	LOCKWASHER (INCLUDED WITH ITEM 73, 4 EACH)	16
42	-----	CAPSCREW	6
43	-----	WASHER -SHPRF	6
44	-----	CAPSCREW	2
45	-----	WASHER -SHPRF	2
46	18024	GASKET	1
47	18044	KEY	1
48	18028	BRAKE DRUM	1
49	12075	SET SCREW	1
50	247943	CAPSCREW	8
51	13468	NUT	4
52	18029	BRAKE BAND SPRING	1
53	11240	THRUST RING BRADEN LUU2	1
54	110452	SPRING #23353 (INCLUDED WITH ITEM 73)	1
55	10078	ROTOR KEY	1
56	23078	CONSTANT SPACER (INCLUDED WITH ITEM 73)	1
57	13680	RING,THRUST	1
58	-----	CAPSCREW (INCLUDED WITH ITEM 73, ADDITIONAL 4 EACH, NOT USED)	4
59	218058	SET SCREW 12K WINCH CABLE	1
60	248506	WARNING PLATE BRADEN	1
61	248507	DRIVE SCREW BRADEN 20K	2
62	23079	MOTOR ADAPTER 12M WINCH (INCLUDED WITH ITEM 73)	1
63	23081	COUPLER HALF WINCH (INCLUDED WITH ITEM 73)	1
64	23083	COUPLING HALF MOTOR LGU2-10F (INCLUDED WITH ITEM 73)	1
65	13424	CHAIN RLR (INCLUDED WITH ITEM 73)	1
66	115851	SPACER #23085 (INCLUDED WITH ITEM 73)	1
67	-----	MU7-502DG SHIELD DUS (SHIPPING COVER)	1
68	110449	CAPSCREW (INCLUDED WITH ITEM 73)	4
69	13028	ROLL PIN	1
70	18002	SPRING	1
71	18056	ROLLPIN	1
72	100600	DECAL, CLUTCH	1
73	61333	HYD. MOTOR ADAPTER KIT, 12,000# WINCH (INCLUDES ITEMS 41, 54, 56, 58, 62-68, 74-75)	1
74	216581	LOCKWASHER (INCLUDED WITH ITEM 73) (SHIPPING COVER)	4
75	248511	CAPSCREW (INCLUDED WITH ITEM 73) (MOTOR SIDE, NOT USED)	4
76	1-654-010055-04	SCREW,HEX CAP,1/2-13UNCX1-3/4	2
77	1-861-010034-13	WASHER, LKG HLCL SPR, 1/2	2
78	3-481-010006	MOTOR,HYD 7.1 CU IN/REV,SAE A (KEY SHAFT, 2 BOLT MOUNT) (COMPONENTS - SEE PAGE 2-87)	1

ILLUSTRATED PARTS LIST

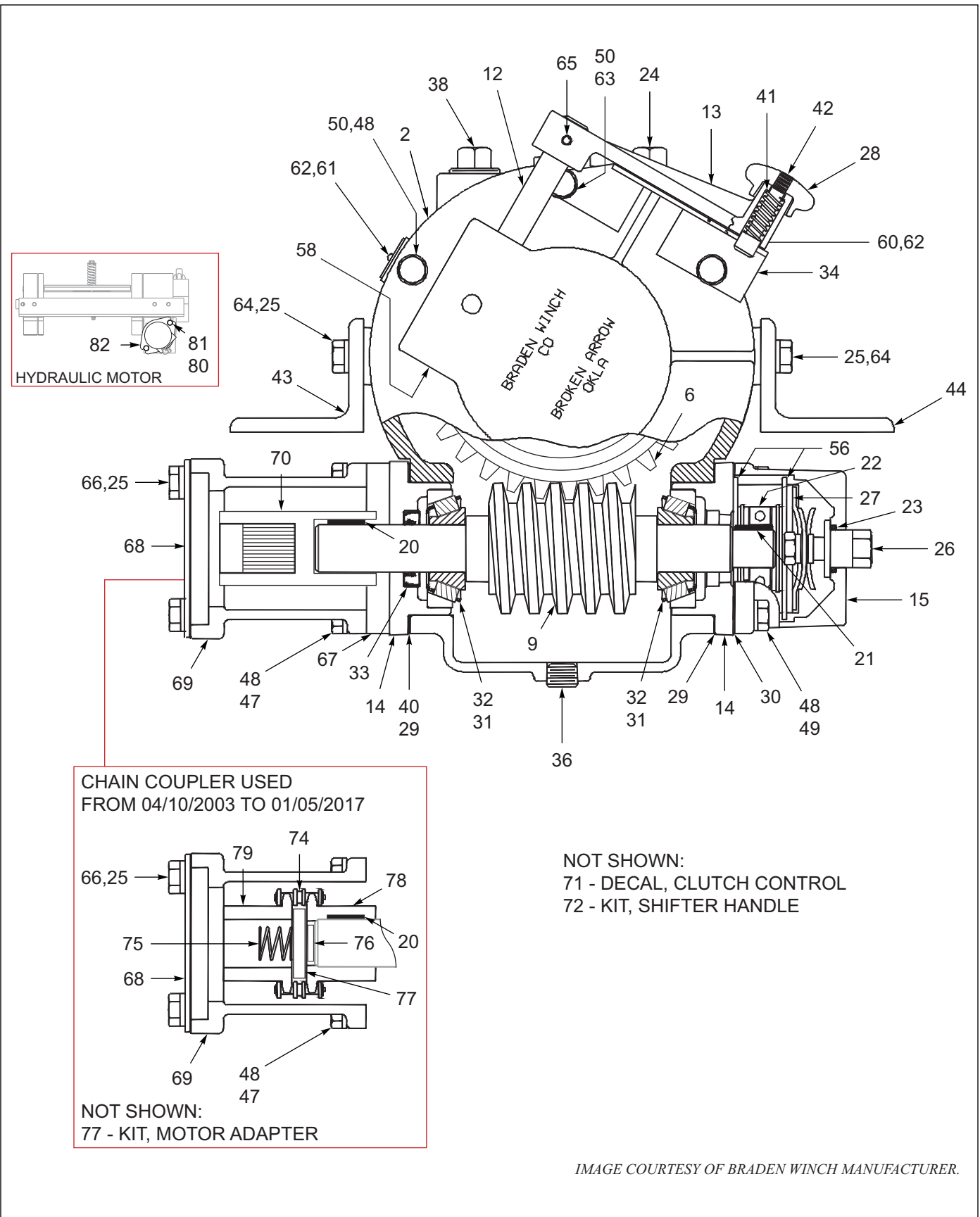


Figure 2-46: Winch Components, Braden 20K (Option) (1 of 2)

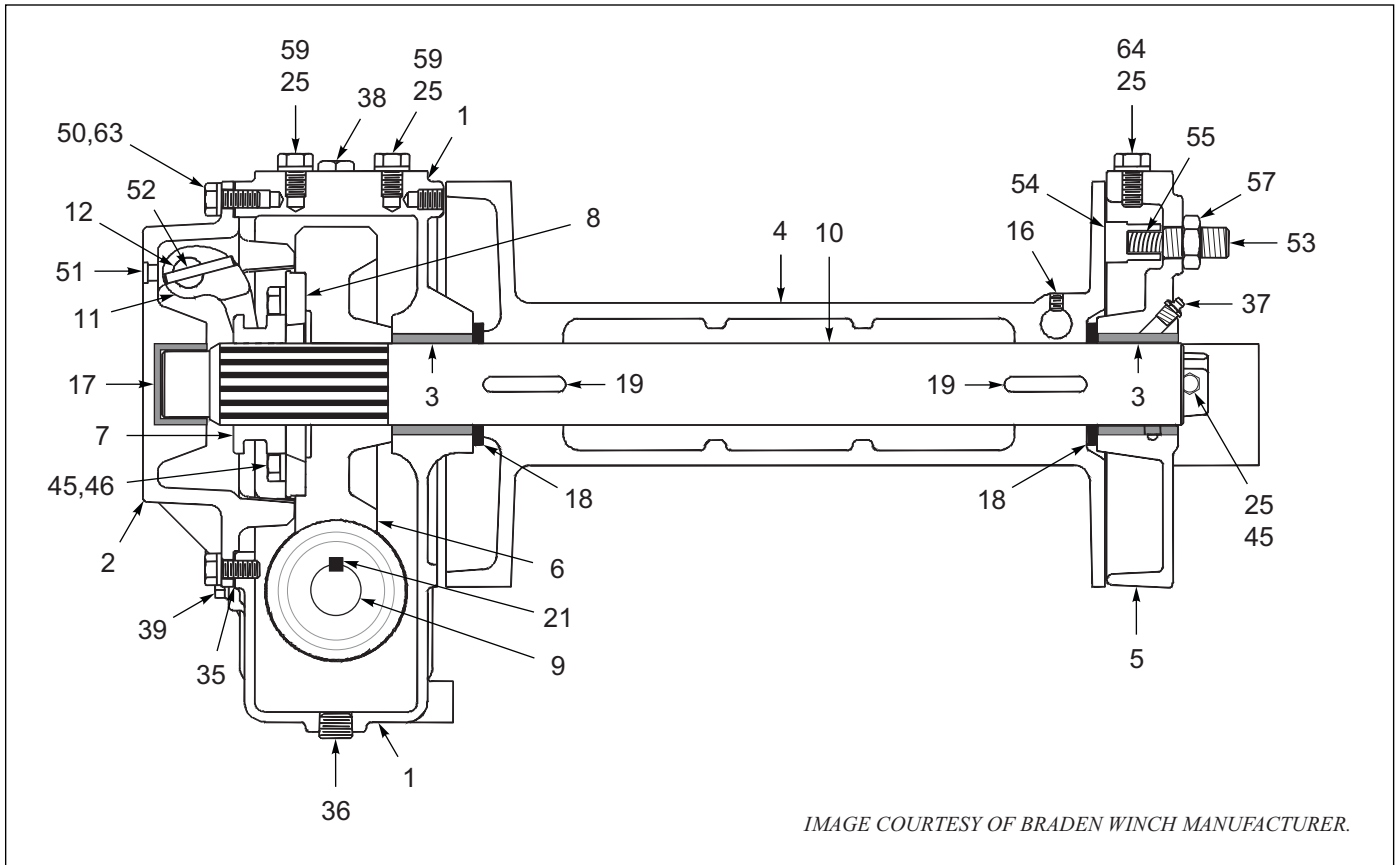


Figure 2-47: Winch Components, Braden 20K (Option) (2 of 2)

WINCH COMPONENTS, BRADEN 20K (OPTION)

ITEM	PART NUMBER	DESCRIPTION	QTY.
	3-873-010123	WINCH,WORM GEAR,20,000LB BRADN	--
	3-873-010129-2	WINCH ASSY,20000 LB, PARKER	--
1	81078	WORM HOUSING ASSY	1
2	248354	WORM HOUSING COVER ASSY	1
3	18035	BUSHING	2
4	11449	DRUM CABLE, BRADEN 20K WINCH	1
5	81077	LEG ASSEMBLY, BEARING	1
6	11434	GEAR,WORM, RIGHT (BIG GEAR)	1
7	11421	SLIDING CLUTCH	1
8	11419	CLUTCH DRIVE	1
9	248355	WORM AMU7-R GEAR/SHAFT (GEAR & SHAFT 1 PIECE)	1
10	139479	CABLE DRUM SHAFT	1
11	11440	SHIFTER FORK AMU7-16F WINCH	1
12	11441	SHAFT, SHIFTER	1
13	26976	SHIFTER HANDLE AMU7 WINCH (INCLUDED WITH ITEM 72)	1
14	124549	BEARING CONTAINER #11427	2
15	248356	MU7-250 WM BRAKE COVER	1
16	139478	SET SCREW FOR 20K WINCH	1
17	11425	BUSHING	1
18	11420	RING, RETAINING	2
19	163472	KEY, DRUM SHAFT	4

ILLUSTRATED PARTS LIST

WINCH COMPONENTS, BRADEN 20K (OPTION)

ITEM	PART NUMBER	DESCRIPTION	QTY.
20	23367	KEY SPROCKET (INCLUDED WITH ITEM 73)	1
21	10078	ROTOR KEY	1
22	81080	ROTOR ASSY, BRAKE	1
23	12465	O-RING	1
24	248357	PIPE PLUG	1
25	216581	LOCKWASHER (SHIPPING COVER, REQ 4 EACH, INCLUDED IN ITEM 73)	15
26	81081	SPRING ASSY SAFETY BRAKE 20K	1
27	11431	PRESSURE PLATE AMU7 WINCH	1
28	18022	SHIFTER KNOB 20# WINCH (INCLUDED WITH ITEM 72)	1
29	11429	GASKET (USED TO SHIM BEARING PRELOAD, QTY VARIES)	6
30	11446	GASKET	1
31	18033	BEARING, CONE	2
32	18034	BEARING, CUP	2
33	12073	SEAL, GREASE	1
34	12783	LOCATING BRACKET AMU7 WINCH	1
35	11411	HOUSING COVER GASKET AMUF-16F	1
36	19045	DRAIN PLUG	1
37	18047	GREASE FITTING	1
38	248358	PLUG	1
39	248359	PLUG	1
40	11430	GASKET	1
41	11310	SPRING, SHIFTER KNOB 20# WNCN (INCLUDED WITH ITEM 72)	1
42	11309	STEM, SHIFTER KNOB 20# WINCH (INCLUDED WITH ITEM 72)	1
43	248360	BASE ANGLE FRONT	1
44	248361	BASE ANGLE REAR	1
45	248309	CAPSCREW MOTOR BRADEN 20K	12
46	248363	LOCKWASHER KEV 1 BRADEN 20K	8
47	248364	CAPSCREW BRADEN 20K (INCLUDED WITH ITEM 73)	4
48	248501	LOCKWASHER 20K BRADEN (INCLUDED WITH ITEM 73, 4 EACH)	13
49	248502	CAPSCREW BRADEN 20K	4
50	248503	CAPSCREW BRADEN 20K	6
51	12146	PLUG, EXPANSION	1
52	13028	ROLL PIN (SHIFTER SHAFT TO FORK)	1
53	11398	SCREW, ADJUSTMENT	1
54	88005	DRAG BRAKE SHOE ASSY	1
55	18002	SPRING	1
56	11426	DISC, FRICTION	2
57	11791	NUT, JAM	1
58	12767	PLUG, EXPANSION	1
59	248504	CAPSCREW BRADEN 20K	2
60	248505	NAMEPLATE (AMU7) SAE BRADEN	1
61	248506	WARNING PLATE BRADEN	1
62	248507	DRIVE SCREW BRADEN 20K (USED TO MOUNT ITEMS 61-62)	4
63	248508	WASHER SHPRF 20K BRADEN	1
64	248509	CAPSCREW BRADEN 20K	5
65	248510	ROLL PIN HANDLE TO SHIFTER (HANDLE TO SHAFT)	1
66	248511	CAPSCREW BRADEN 20K (SHIPPING COVER) (INCLUDED WITH ITEM 73)	4

WINCH COMPONENTS, BRADEN 20K (OPTION)

ITEM	PART NUMBER	DESCRIPTION	QTY.
67	248512	ADAPTER SPACER 20K BRADEN (INCLUDED WITH ITEM 73)	1
68	248513	COVER PLATE 20K BRADEN (SHIPPING COVER)	1
69	23144	ADAPTER MOTOR 20M WINCH (INCLUDED WITH ITEM 73)	1
70	248516	SOLID COUPLING BRADEN 20K (AFTER 01/05/2017) (BEFORE 01/05/2017, CHAIN COUPLER USED)	1
71	100600	DECAL, CLUTCH CONTROL (NOT SHOWN) (AFTER 01/05/2017)	1
72	125684	SHIFTER HANDLE BLACK (KIT INCLUDES ITEMS 13, 28, 41-42)	1
73	61344	MOTOR ADPT 20M BRADEN WINCH (CHAIN COUPLER KIT ONLY) (FROM 04/10/2003 TO 01/05/2017) (KIT INCLUDES ITEMS 20, 25, 47-48, 66-67, 69, 74-79)	1
74	13424	CHAIN RLR (BEFORE 01/05/2017) (INCLUDED WITH ITEM 73)	1
75	110452	SPRING #23353 (BEFORE 01/05/2017) (INCLUDED WITH ITEM 73)	1
76	115851	SPACER #23085 (BEFORE 01/05/2017) (INCLUDED WITH ITEM 73)	1
77	248514	CONSTANT SPACER 20K BRADEN (BEFORE 01/05/2017) (INCLUDED WITH ITEM 73)	1
78	23082	WINCH SPROCKET 20K BRADEN (BEFORE 01/05/2017) (INCLUDED WITH ITEM 73)	1
79	23145	MOTOR SPROCKET 20K BRADEN (BEFORE 01/05/2017) (INCLUDED WITH ITEM 73)	1
80	1-654-010055-04	SCREW,HEX CAP,1/2-13UNCX1-3/4	2
81	1-861-010034-13	WASHER, LKG HLCL SPR, 1/2	2
82	3-481-010007	MOTOR HYD 12.9CU IN/REV,SAE B (SPLINE SHAFT, 2 BOLT MOUNT) (COMPONENTS - SEE PAGE 2-87)	1

ILLUSTRATED PARTS LIST

NOT SHOWN:
17 - KIT, SEAL

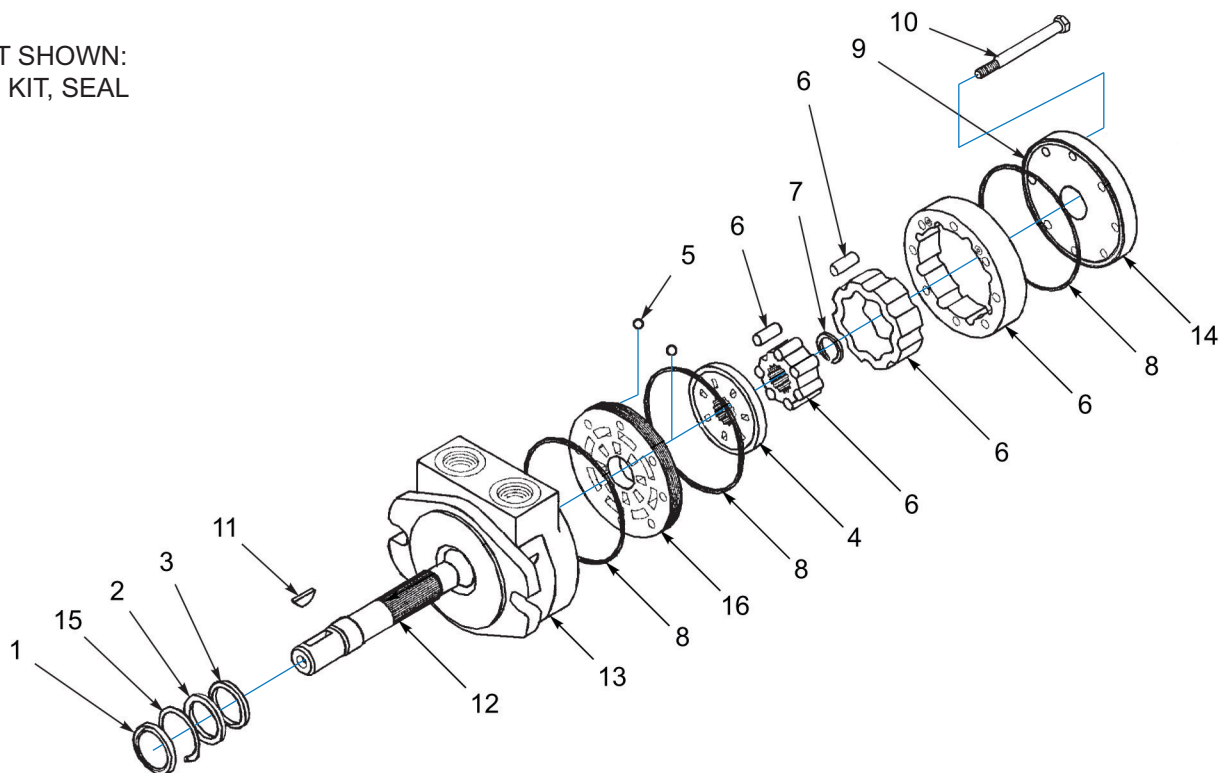
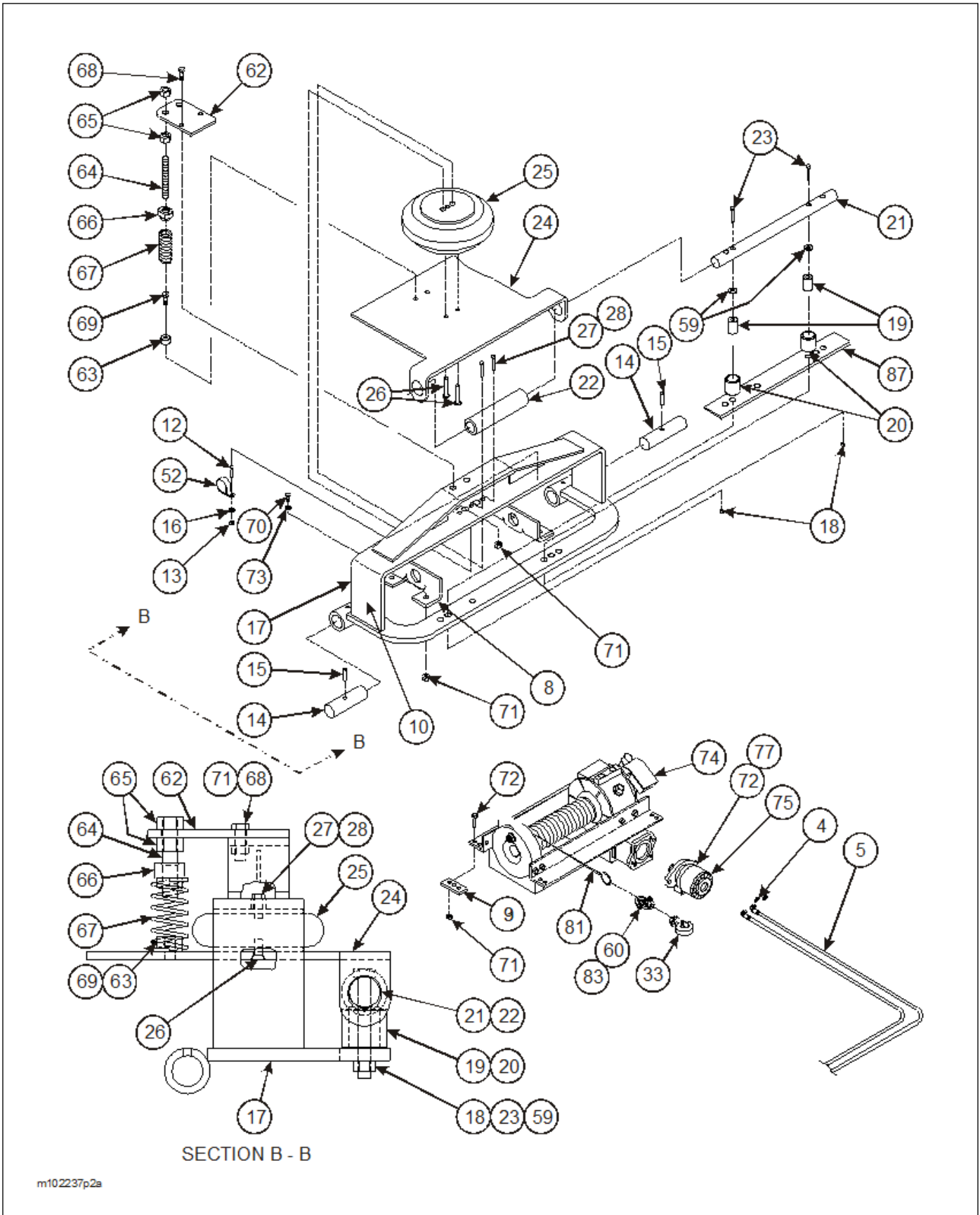


Figure 2-48: Winch Motor Assembly, Braden 12K / 20K (Option)

WINCH MOTOR ASSEMBLY, BRADEN 12K / 20K (OPTION)

ITEM	PART NO.	DESCRIPTION	QTY.
	3-481-010006	MOTOR, HYD 7.1 CU IN/REV, SAE A (12K WINCH)	--
	3-481-010007	MOTOR HYD 12.9CU IN/REV, SAE B (20K WINCH)	--
1	-----	SEAL DUST	1
2	-----	BACK-UP RING	1
3	-----	SEAL LIP	1
4	-----	ROTARY VALVE	1
5	-----	CHECK VALVE BALL	2
6	-----	IGR ASSEMBLY - 20K WINCH	1
6	-----	IGR ASSEMBLY - 12K WINCH	1
7	-----	SNAP RING	1
8	1046	SEAL SQ RING, MOTOR	3
9	-----	PLUG VENT W/O-RING	1
10	-----	BOLTS HEX - 20K WINCH	8
10	-----	BOLTS HEX - 12K WINCH	8
11	-----	KEY WOODRUFF	1
12	-----	SHAFTFOR - 20K WINCH (SPLINED SHAFT)	1
12	-----	SHAFTFOR - 12K WINCH (KEY SHAFT)	1
13	-----	BODY/BEARING ASSEMBLY - 20K WINCH	1
13	-----	BODY/BEARING ASSEMBLY - 12K WINCH	1
14	-----	COVER/BEARING ASSEMBLY	1
15	-----	SNAP RING SHAFT	1
16	-----	COMMUTATOR PLATE	1
17	2263	KIT, SEAL (NOT SHOWN)	1
17	-----	SEAL KIT BODY VITON (NOT SHOWN)	1

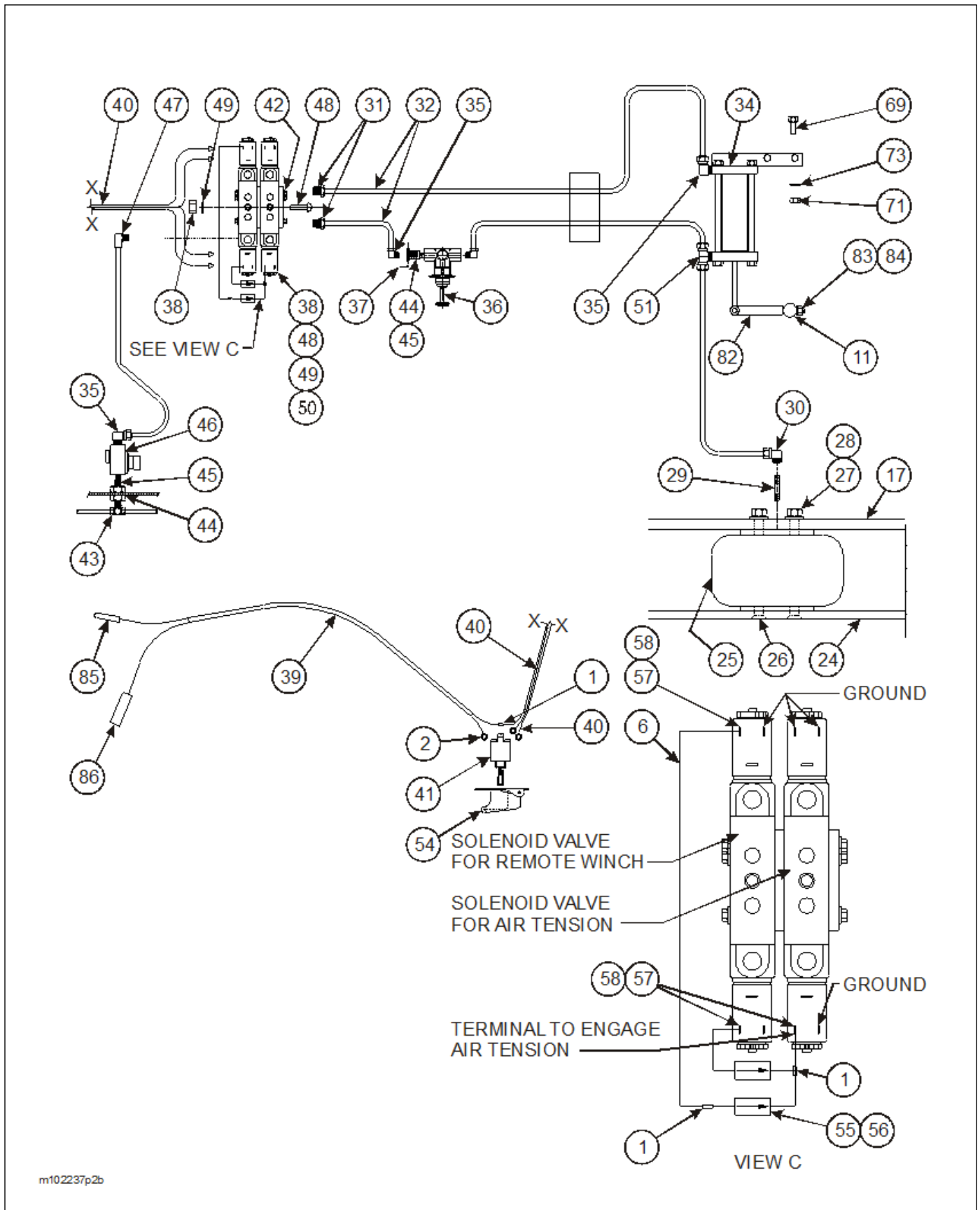
ILLUSTRATED PARTS LIST



SECTION B - B

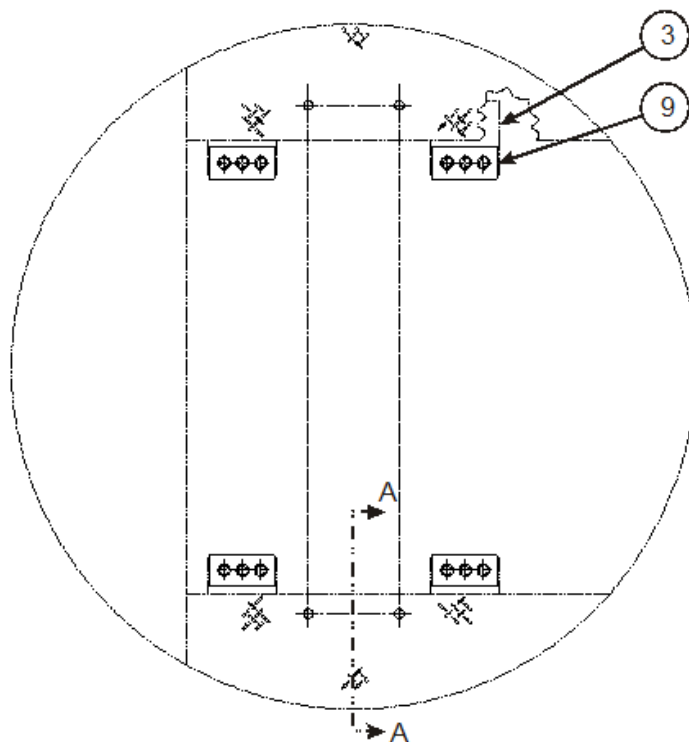
m102237p2a

Figure 2-49: Winch Installation, Braden 20K, Air Tension (Option) (1 of 4)

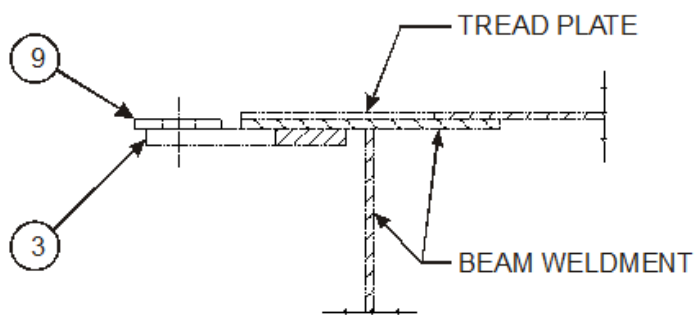


m102237p2b

Figure 2-50: Winch Installation, Braden 20K, Air Tension (Option) (2 of 4)



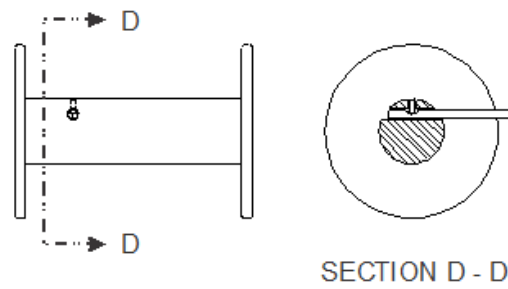
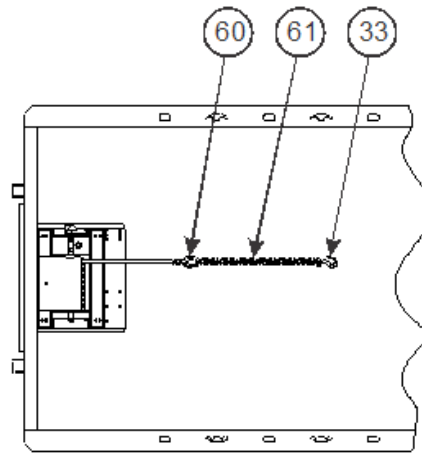
MOUNTING PATTERN FOR ANCHORS



SECTION A - A

m102237p1

Figure 2-51: Winch Installation, Braden 20K, Air Tension (Option) (3 of 4)



DRUM DETAIL

m102237p3

Figure 2-52: Winch Installation, Braden 20K, Air Tension (Option) (4 of 4)

ILLUSTRATED PARTS LIST

WINCH INSTALLATION, BRADEN 20K, AIR TENSION (OPTION)

ITEM	PART NO.	DESCRIPTION	QTY.
	105485	WINCH AIR TENSIONER 20K U/D W/ REMOTE CONTROLS	
	105486	WINCH AIR TENSIONER 20K U/D W/ REMOTE CONTROLS	
	105487	WINCH AIR TENSIONER 20K U/D W/ REMOTE CONTROLS	
	105488	WINCH AIR TENSIONER 20K U/D W/ REMOTE CONTROLS	
1	3-272-010021	ELECT BUTT SPLICE W/ SEAL	5
2	32002	TERMINAL 12-10GA W/ #10 RING WAY	1
3	3-482-010252	MOUNT WINCH	2
4	202702-10-8S	ADAPTER	2
5	1-397-010302240	HOSE ASSEMBLY 1/2 X 240 (42' FRAME)	2
	100062	HOSE ASSEMBLY 1/2 X 286 (48' FRAME)	2
6	1-879-010011	BLACK WIRE 14 AWG	1
8	3-014-010208	ANCHOR, CABLE GUIDE WINCH	2
9	3-711-010110	SPACER, AIR TENSION MOUNT	4
10	3-573-010442	DECAL, WINCH TENSION	1
11	3-150-010186	BUSHING WINCH REMOTE LEVER	1
12	1-654-010024055	SCREW RD HD MACH 10-24 X 1	1
13	1-512-010007-03	NUT HEX 10-24 GRB	1
14	3-557-010474	PIN PIVOT WINCH ROLLER	2
15	1-647-010004255	PIN, SPRING SLOTTED 2 X 3/8	2
16	1-861-010034-07	WASHER, SPLIT LOCK #10	1
17	3-125-010465	BRACKET WELDMENT WINCH TENSION 600	1
18	1-512-010005-13	NUT HEX LOCK 5/8-11 GRB	2
19	3-150-010196	BUSHING WINCH ROLLER-SIDE-600	2
20	3-831-010172	TUBE, ROLLER-SIDE-600	2
21	102188	ROD, PIVOTING GUIDE 20K WINCH	1
22	3-831-010182	TUBE, ROLLER TOP-600 20K	1
23	1-654-010059-15	SCREW, HEX HEAD CAP 5/8-11 X 5 GR8	2
24	102187	PLATE, WINCH TENSIONER 20K AIR	1
25	3-720-010042	SPRING, AIR 6-1/2	1
26	1-654-010141-04	SCREW, HEX SOCKET CTSK 3/8-16 X 1 GR8	2
27	1-654-010036-05	SCREW, HEX HEAD CAP 3/8-16 X 1 GR8	2
28	1-861-010032-10	WASHER, FLAT 3/8N	2
29	1-297-010031-02	FITTING, BRASS PIPE	1
30	1-297-010032-03	FITTING, AIR 90 1/4FP X 1/4TUBE	1
31	1-297-010007-04	FITTING, AIR 1/4TUBE X 1/8NPT	2
32	1-833-010001	TUBING, NYLON 1/4OD	36
33	7HCGHT500	1/2 CLEVIS GRAB HOOK	1
34	107368	CYLINDER, AIR W/ BRACKET (SEE PAGE 2-95)	1
35	1-297-010008-07	FITTING, AIR 90 1/4TUBE X 1/4NPT	3
36	3-626-010004	REGULATOR, AIR PRESSURE	1
37	3-120-010445	BRACKET, PRESSURE REGULATOR	1
38	3-843-010022	VALVE, PNEU 4 WAY, 2 POS (NO PARTS BREAKDOWN)	1
39	3-156-010008	CABLE 14-2 SO TWO CONDUCTOR	6
40	3-368-010129	HARNESS REMOTE SWITCH	1
41	1-765-010065	TOGGLE SWITCH	1
42	3-136-010001-01	BREATHING, PNEUMATIC EXHAUST	*2
43	1-297-010015-09	FITTING, AIR BRANCH TEE	1
44	1-297-010022-02	FITTING, AIR ANCHOR COUPLING	1
45	1-297-010020-02	FITTING, BRASS PIPE	1

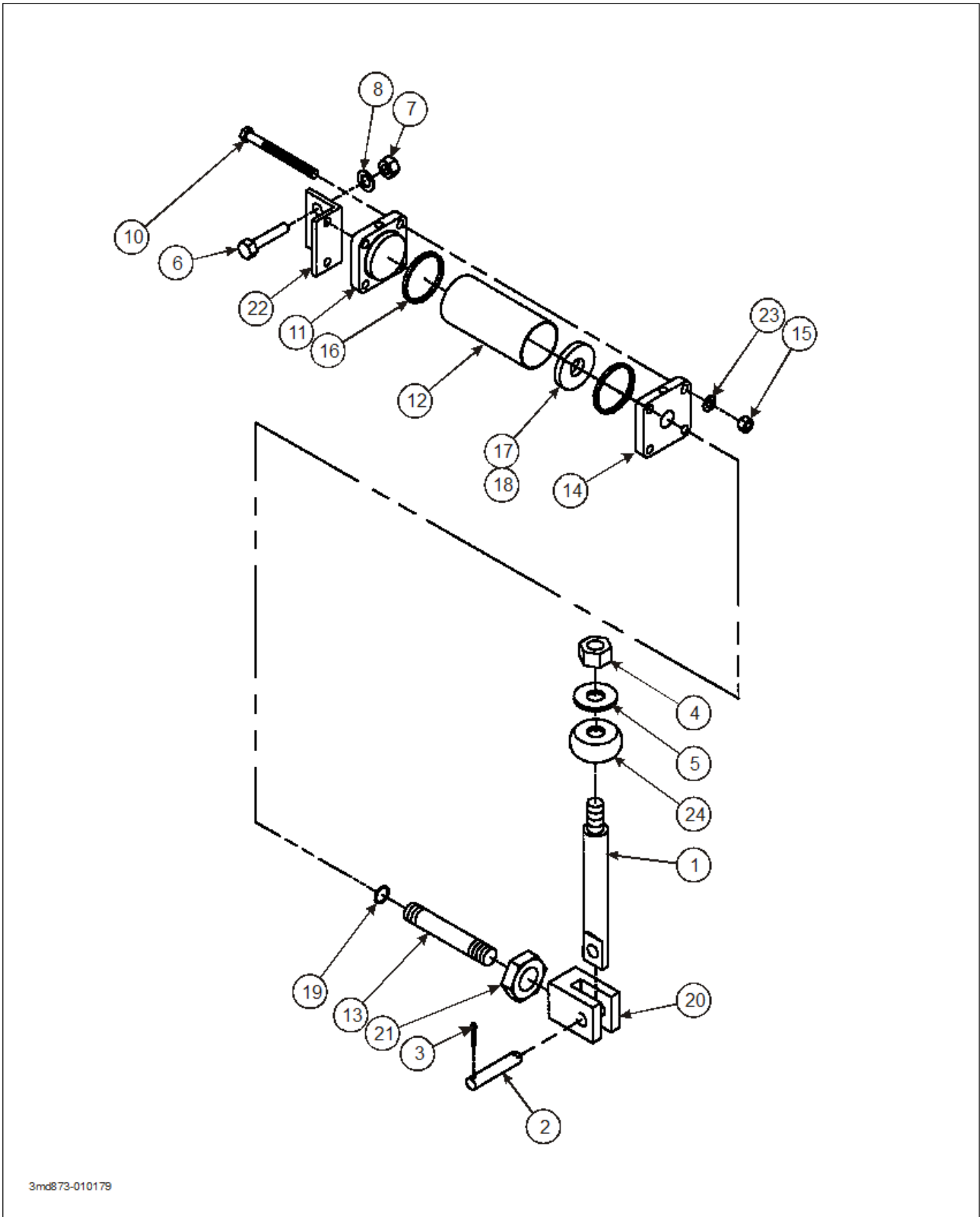
WINCH INSTALLATION, BRADEN 20K, AIR TENSION (OPTION)

ITEM	PART NO.	DESCRIPTION	QTY.
46	905-54-107	VALVE & FILTER PRESSURE	*1
47	1-297-010008-05	FITTING, AIR 90	*1
48	1-654-010024014	SCREW, MACH FIL #6-32 X 1-1/2	*3
49	1-861-010032-01	WASHER, FLAT #6	*6
50	1-512-010003-02	NUT, HEX LOCK #6-32	*3
51	1-297-010015-02	FITTING AIR BRANCH TEE	1
52	125892	SUPPORT CLAMP	1
54	3-348-010048	GUARD SWITCH - 3 POSITION	1
55	2-272-010109	DIODE ZENOR 20V 5-WATT	**2
56	3-272-010018	TUBING HEAT SHRINK W/ SEALANT	**2
57	C29-1104X	CONN FEMALE 1/4 SPADE INSULATED	**3
58	3-272-010157	ELECT ADAPTER CHAIR 1/4 PUSH-ON	**3
59	1-861-010032-18	WASHER FLAT 5/8N	2
60	3-174-010038	CHAIN LINK CONNECTING 1/2	1
61	3-174-010039036	CHAIN 1/2 X 36 GR7	1
62	3-565-011688	PLATE F/W SPRING TENSION	2
63	3-014-010255	ANCHOR BUSHING F/W SPRING TENSION-600	2
64	RTR7999X4ZP	ROD THREADED 3/4-10 X 4-7/8	2
65	1-512-010007-12	NUT HEX 3/4-10 GR8	4
66	3-522-010017	NUT F/W SPRING TENSION	2
67	3-720-010035	SPRING	2
68	1-654-010055-03	SCREW HEX HEAD CAP 1/2-13 X 1-1/2 GR5	2
69	1-654-010055-01	SCREW HEX HEAD CAP 1/2-13 X 1 GR5	2
70	1-654-010055-07	SCREW HEX HEAD CAP 1/2-13 X 2-1/2 GR5	4
71	1-512-010005-09	NUT HEX LOCK 1/2-13 GRB	14
72	1-654-010055-05	SCREW HEX HEAD CAP 1/2-13 X 2 GR5	10
73	1-861-010032-14	WASHER FLAT 1/2N	4
74	3-873-010123	WINCH WORM GEAR 20K (SEE PAGE 2-83)	1
75	3-481-010007	MOTOR HYDRAULIC (SEE PAGE 2-87)	1
76	100600	DECAL WARNING WINCH (NOT SHOWN)	1
77	1-861-010034-13	WASHER SPLIT LOCK 1/2	2
81	3-155-010018-6	CABLE 5/8 W/ LOOP 85 FT.	--
82	107369	LEVER, WINCH FREE SPOOL	1
83	1-512-010007-05	NUT, HEX 1/4-20	1
84	1-861-010034-09	WASHER, SPLIT LOCK 1/4	1
85	STP-147	BULLET CONNECTOR, FEMALE	1
86	STP-164	TERMINAL, BULLET ELECT.	1
87	143246	RUB BAR CABLE GUIDE	1

* USED ON MODELS W/O REMOTES

** USED ON MODELS W/ REMOTES

ILLUSTRATED PARTS LIST



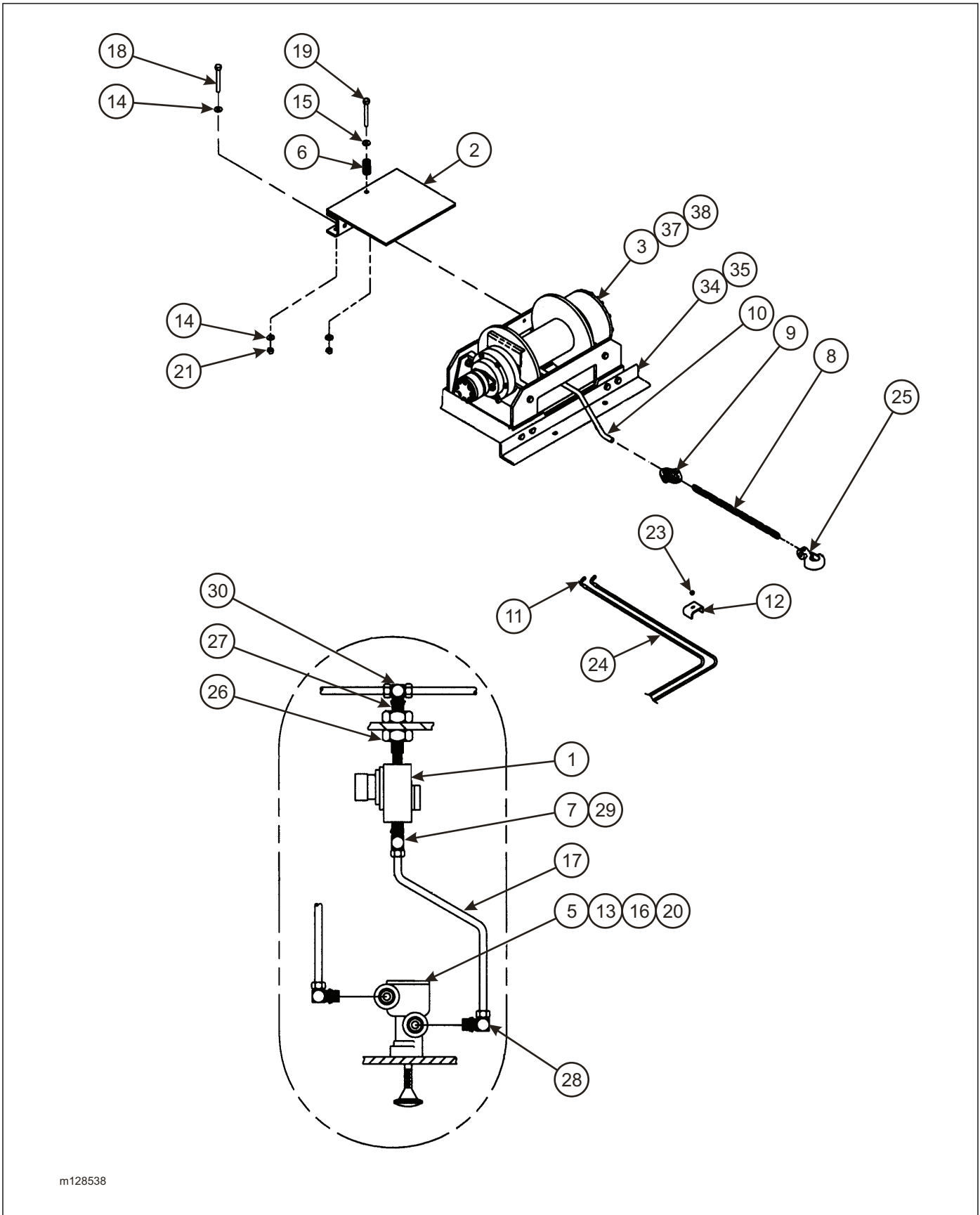
3md873-010179

Figure 2-53: Winch Air Shift Cylinder Assembly, Braden 20K

WINCH AIR SHIFT CYLINDER ASSEMBLY, BRADEN 20K

ITEM	PART NO.	REFERENCE NO.	DESCRIPTION	QTY.
	107368		CYLINDER, AIR W/ BRACKET (INCLUDES ITEMS 2 - 3, 6 - 23)	--
1	107369		LEVER WINCH FREE SPOOL	1
2	-----	1976	PIN	1
3	-----	2356	COTTER PIN	1
4	1-512-010007-05	1-512-010007-05	NUT, HEX 1/4-20 GRB	1
5	1-861-010034-09	1-861-010034-09	WASHER, SPLIT LOCK 1/4	1
6	1-654-010055-01	1-654-010055-01	SCREW, HEX HEAD CAP 1/2-13 X 1 GR5	2
7	1-512-010005-09	1-512-010005-09	NUT, HEX LOCK 1/2-13 GRB	2
8	1-861-010032-14	1-861-010032-14	WASHER, FLAT 1/2	2
9	C2001	C2001	CYLINDER (INCLUDES ITEMS 10-23)	1
10	-----	1128	CAPSCREW	4
11	-----	1272	REAR COVER PLATE	1
12	-----	1277	TUBE	1
13	-----	2388	PISTON ROD	1
14	-----	1271	FRONT COVER PLATE	1
15	-----	1723	NUT	4
16	-----	1274	BACK-UP-RING	2
17	-----	1275	O-RING	1
18	-----	1273	PISTON	1
19	-----	1276	O-RING	1
20	1974	1974	CLEVIS	1
21	-----	1224	NUT	1
22	2389	2389	BRACKET	1
23	-----	1766	LOCKWASHER	4
24	3-150-010186	3-150-010186	BUSHING WINCH REMOTE LEVER	1
	-----	3109	O-RING KIT FOR CYLINDER	

ILLUSTRATED PARTS LIST



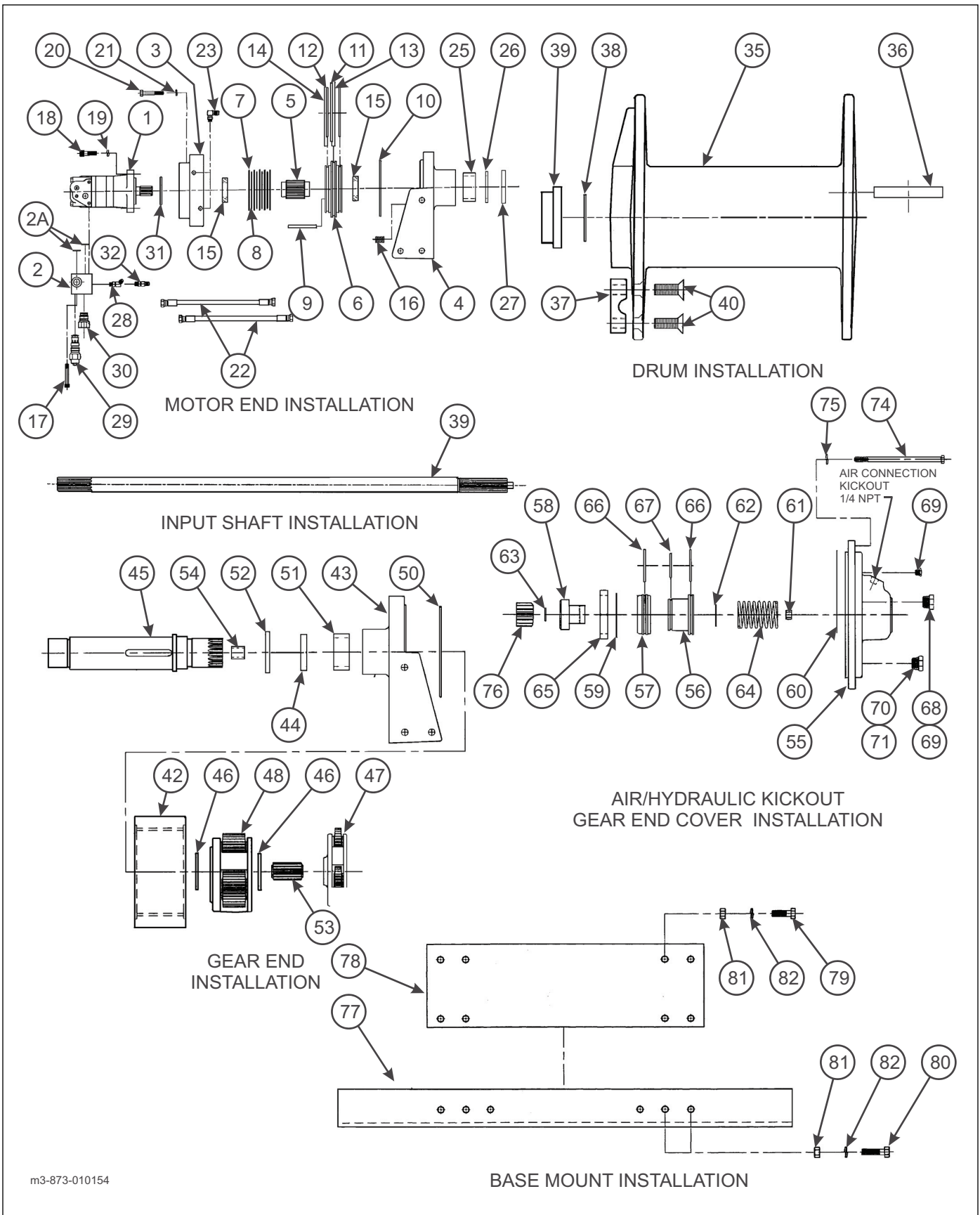
m128538

Figure 2-54: Winch Installation, DP 30K (Option)

WINCH INSTALLATION, DP 30K (OPTION)

ITEM	PART NO.	DESCRIPTION	QTY.
	128538	WINCH INSTALLATION 30K	
1	905-54-107	BRAKE PROTECTION VALVE	1
2	3-876-010017	WINCH TENSIONER WELDMENT	1
3	3-873-010155	WINCH MODIFICATION (ITEMS 37 & 38)	1
5	3-843-010008	VALVE AIR 3WAY, 2POS, PUSH-PULL (NO PARTS BREAKDOWN)	1
6	3-720-010010	SPRING COMP LEVEL WIND	1
7	1-297-010015-03	FITTING, AIR BR TEE	1
8	3-174-010060036	CHAIN GR80	1
9	3-174-010059	CHAIN LINK CONNECTING 5/8	1
10	3-153-010016-02	CABLE ASSEMBLY 3/4 X 35'	--
11	202702-8-8S	ADAPTER	2
12	2-181-010001	HOSE CLAMP	1
13	1-861-010034-07	WASHER SPLIT LOCK #10	2
14	1-861-010032-18	WASHER FLAT 5/8N	4
15	1-861-010032-15	WASHER FLAT 1/2W	2
16	1-861-010032-03	WASHER FLAT #10	2
17	1-833-010001	TUBING NYLON 1/4OD	AR
18	1-654-010059-05	SCREW HEX HEAD CAP 5/8-11 X 2 GR5	2
19	1-654-010055-17	SCREW HEX HEAD CAP 1/2-13 X 6 GR5	1
20	1-654-010024079	SCREW MACH FLSTR HD #10-32 X 3/4	2
21	1-512-010005-13	NUT HEX LOCK 5/8-11 GRB	2
22	1-512-010005-09	NUT HEX LOCK 1/2-13 GRB	1
23	1-510-010001	NUT FLANGE LOCK 3/8-6	1
24	128587	HOSE ASSEMBLY 1/2 X 362	2
25	1-382-010035-06	HOOK CLEVIS GRAB	1
26	1-297-010022-02	FITTING AIR ANCHOR COUPLING	1
27	1-297-010020-02	FITTING BRASS PIPE	1
28	1-297-010008-07	FITTING AIR 90 1/4TUBE TO 1/4NPT	2
29	1-297-010007-05	FITTING AIR 1/4PIPE TO 1/4TUBE	1
30	1-297-010015-09	FITTING AIR BRANCH TEE	1
34	RSP956X5X5	PLATE, STEEL 1/2 X 5 X 5	1
35	RFB722X4	BAR, FLAT 1/2 X 1-1/2 X 4	4
37	3-873-010154	WINCH 30,000LB DP (SEE PAGE 2-99)	1
38	1-297-010008-07	FITTING AIR 90 1/4PIPE X 1/4NPT	2

ILLUSTRATED PARTS LIST



m3-873-010154

Figure 2-55: Winch Components, DP 30K (Option)

WINCH COMPONENTS, DP 30K (OPTION)

ITEM	PART NO.	REFERENCE NO.	DESCRIPTION	QTY.
	3-873-010154	-----	MOTOR END INSTALLATION	--
1	137887	73067	MOTOR, HYDRAULIC	1
2	137888	11604	VALVE, COUNTERBALANCE	1
2A	-----	9817	O-RING, 1/8 I.D. X 3/32 SECTION	2
3	-----	11535	BRAKE, HOUSING	1
4	-----	13299	SUPPORT, MOTOR END	1
5	-----	11750	SHAFT, BRAKE	1
6	-----	11443	PISTON, BRAKE	1
7	-----	11603	PLATE, DISC FRICTION	10
8	-----	3159	PLATE, DRIVE BRAKE	9
9	-----	3263	PIN, DOWEL 5/16 DIA. X 3-1/2	2
10	137993	9844	O-RING, 6-3/4 I.D. X 7 O.D. X 1/8 SECTION	1
11	137994	9853	O-RING, 6-1/2 I.D. X 3/16 SECTION	1
12	137421	9851	O-RING, 5-3/8 I.D. X 5-3/4 O.D. X 3/16 SECTION	2
13	-----	9854	RING, BACK-UP 6-1/4 X .183	1
14	137422	9852	RING, BACK-UP 5.278 ID X .076	1
15	-----	81434	BEARING BALL 1-3/4 I.D.	2
16	-----	2319	SPRING, COMPRESSION	12
17	-----	1345	SCREW, HEX HEAD CAP 3/8-16 X 2-1/2	3
18	-----	1143	SCREW, HEX HEAD CAP 1/2-13 X 1-1/2	2
19	-----	1144	WASHER, LOCK HI COLLAR 1/2	2
20	-----	1376	SCREW, HEX HEAD CAP 7/16 X 2-1/2	6
21	-----	1388	WASHER, LOCK 7/16	6
22	-----	75038	HOSE, 1/4R1 X 12"	2
23	-----	76017	ADAPTER, 90	2
24	-----	10708	TAG WARNING (NOT SHOWN)	1
25	-----	81454	BEARING, ROLLER TORRINGTON	1
26	-----	13288	WASHER, THRUST BRONZE 3.81 X .406	1
27	137880	9890	SEAL SHAFT 3-1/8 I.D. X 4 O.D. X 3/8 THICK	1
28	137641	76029	ADAPTER, 45	1
29	137883	3177	CARTRIDGE, COUNTERBALANCE	1
30	137884	70035	PLUG ASSEMBLY - VALVE COUNTERBALANCE	1
31	137882	9880	O-RING 3 I.D. X 1/8 SECTION	1
32	137642	76027	ADAPTER, STRAIGHT #4 O-RING	1
33	137885	9400	DISC BRAKE KIT (INCLUDES ITEMS 7-8, 16)	1
34	137886	9406	BRAKE PISTON MOTOR END KIT (INCLUDES ITEMS 10-14)	1
			DRUM INSTALLATION	
35	-----	13285	DRUM	1
36	-----	13293	KEY DRUM	2
37	137569	12518	CLIP, CABLE THREADED	1
38	-----	9602	O-RING 2-3/4 ID X 3 O.D. X 1/8 SECTION	1
39	-----	13286	SPACER	1
40	137570	1587	SCREW, FLAT SOCKET HEAD CAP 5/8-11 X 1-3/4	2

ILLUSTRATED PARTS LIST

WINCH COMPONENTS, DP 30K (OPTION)

ITEM	PART NO.	REFERENCE NO.	DESCRIPTION	QTY.
41	-----	13317	INPUT SHAFT INSTALLATION SHAFT, INPUT	1
			GEAR END INSTALLATION	--
42	-----	3126	GEAR, RING	1
43	-----	13300	SUPPORT, GEAR END	1
44	-----	13288	WASHER, THRUST	1
45	-----	13301	SHAFT, OUTPUT	1
46	-----	13164	WASHER, THRUST NYLON 3-1/2 OD X 3/16 SECTION	2
47	-----	12486	CARRIER ASSEMBLY PRIMARY	1
48	-----	12516	CARRIER ASSEMBLY SECONDARY	1
49	-----	10848	LABEL WARNING (NOT SHOWN)	1
50	137879	9695	O-RING 8-3/4 I.D. X 1/8 SECTION	1
51	-----	81454	BEARING	1
52	137880	9890	SEAL SHAFT	1
53	-----	13306	GEAR SUN	1
54	-----	81608	BUSHING ID 1-1/4 OD X 1 LG	1
			AIR/HYD. KICKOUT GEAR END COVER INSTALLATION	--
55	-----	13675	COVER, GEAR END	1
56	-----	13295	PISTON AKO B/C/D	1
57	-----	13296	CYLINDER, PISTON	1
58	-----	13297	COUPLING, DRIVE	1
59	-----	3632	RING, RETAINING RD SEC 3 O.D. X .10 SEC	1
60	137879	9695	O-RING 8-3/4 I.D. X 1/8 SECTION	1
61	-----	81612	BUSHING, BRONZE 3/8 I.D. X 3/8 L	1
62	-----	3303	RING, RETAINING 1-1/4	1
63	-----	3321	RING, RETAINING RD SEC .805 I.D.	1
64	-----	2309	SPRING, COMPRESSION	1
65	-----	13288	WASHER, THRUST BRONZE 3.81 X .406 W	1
66	137881	9672	O-RING 2-5/8 I.D. X 1/8 SECTION	2
67	-----	9704	O-RING 2-1/8 I.D. X 2-3/8 O.D.	1
68	105967	76344	PLUG, SKT HD O-RING #10 7/8 - 14	1
69	-----	9992	O-RING .755 I.D. X .097 W 3-910	1
70	105954	76343	PLUG, SKT HD O-RING MAG #10	1
71	-----	9992	O-RING .755 I.D. X .097 W 3-910	1
72	-----	1157	CAPLUG #4 RED (NOT SHOWN)	1
73	105953	3059	RELIEF VENT	1
74	-----	1317	SCREW, HEX HEAD CAP 3/8-16 X 5-1/2	12
75	-----	1395	WASHER, LOCK 3/8	12
76	-----	13235	GEAR, SUN 15 TEETH	1
			BASE MOUNT INSTALLATION	--
77	-----	11990	BASE ANGLE	2
78	-----	12005	PLATE, SIDE	2
79	-----	1504	SCREW, HEX HEAD CAP 5/8-11 X 2 GR5	4
80	-----	1505	SCREW, HEX HEAD CAP 5/8-11 X 2-1/4 GR5	8

WINCH COMPONENTS, DP 30K (OPTION)

ITEM	PART NO.	REFERENCE NO.	DESCRIPTION	QTY.
81	-----	1590	NUT, HEX 5/8 - 11 GR2	12
82	-----	1595	WASHER, LOCK 5/8 MEDIUM PLAIN	12
83	-----	10466	PLATE, INFORMATION (NOT SHOWN)	1
84	-----	1165	RIVET, DRIVE U TYPE #2 X 1/4 LONG (NOT SHOWN)	4

ILLUSTRATED PARTS LIST

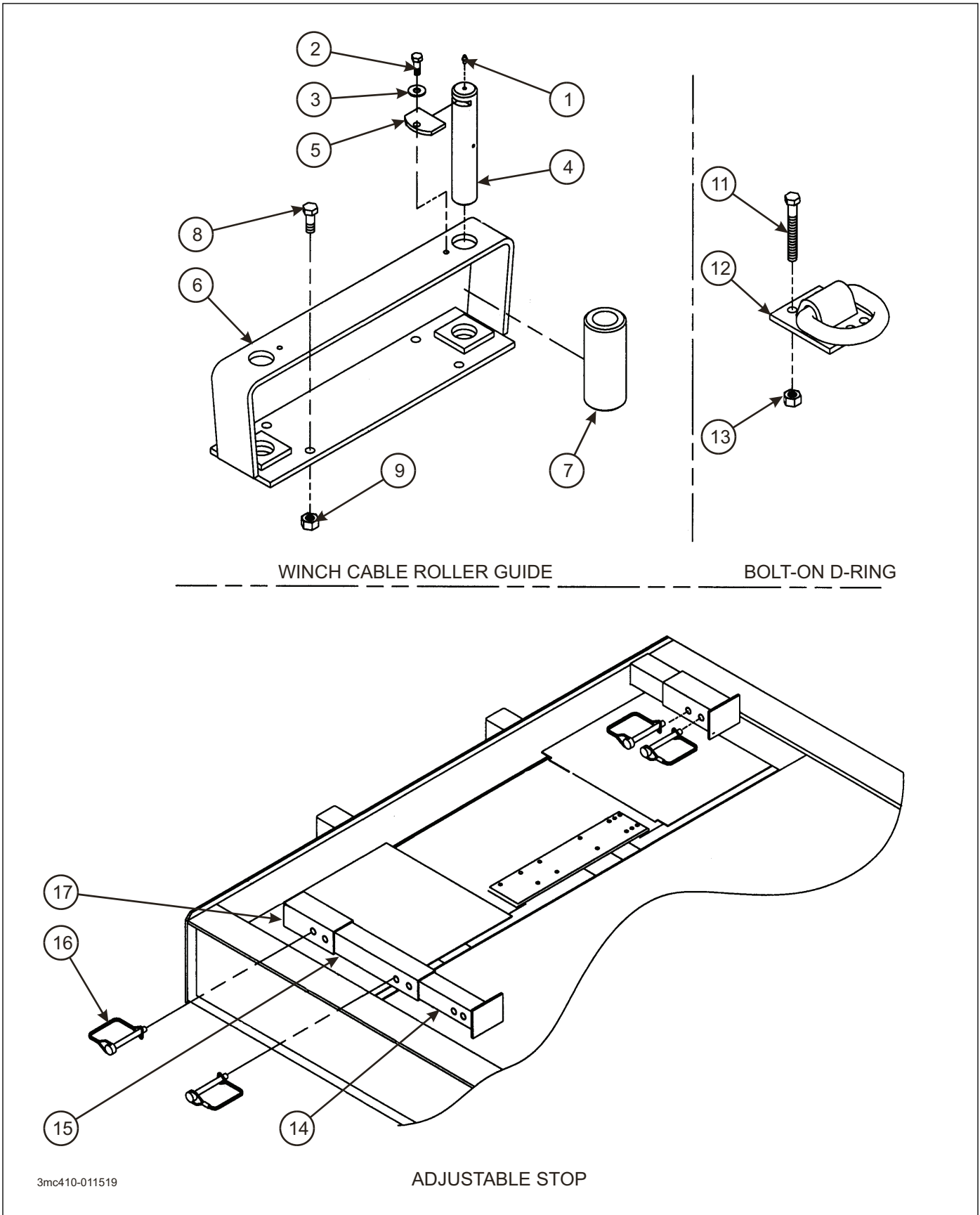
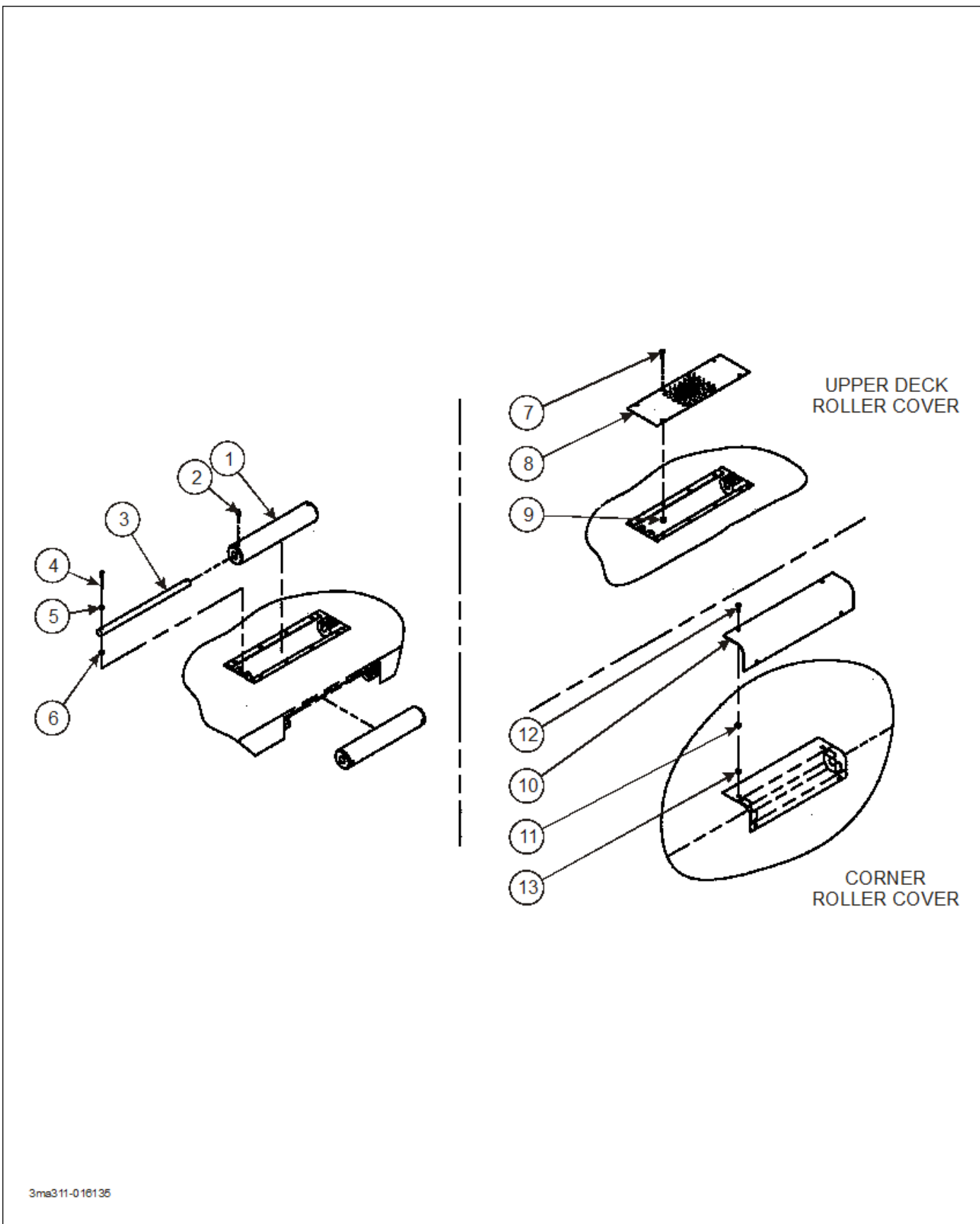


Figure 2-56: Winch Cable Roller Guide (Option)

WINCH CABLE ROLLER GUIDE (OPTION)

ITEM	PART NO.	DESCRIPTION	QTY.
	3-352-010017-1	GUIDE INSTALLATION WINCH 12K	--
	3-352-010017-2	GUIDE INSTALLATION WINCH 20K	--
	3-352-010062	GUIDE INSTALLATION WINCH 30K	--
2	1-654-010055-05	SCREW, HEX HEAD CAP 1/2-13 X 2 GR5	4
	1-654-010059-05	SCREW, HEX HEAD CAP 5/8-11 X 2 GR5 (30K ONLY)	2
3	1-512-010005-09	NUT, HEX LOCK 1/2-13 GRB	4
	1-512-010005-13	NUT, HEX LOCK 5/8-11 GRB (30K ONLY)	2
4	3-120-010295	BRACKET WELDMENT 12K ROLLER GUIDE	1
	3-120-010294	BRACKET WELDMENT 20K ROLLER GUIDE	1
	3-120-010478	BRACKET WELDMENT 30K ROLLER GUIDE	1
5	3-565-010770	PLATE, CABLE GUIDE LOCK	2
6	1-654-010051-03	SCREW, HEX HEAD CAP 3/8-16 X 3/4 GR5	2
7	1-861-010034-11	WASHER, SPLIT LOCK 3/8	2
8	3-557-010383	PIN, CABLE GUIDE ROLLER	2
9	1-298-010001-1	FITTING, GREASE 1/4-28	2
10	3-645-010049	ROLLER, WINCH CABLE GUIDE	2
D-RING BOLT-ON			
	3-793-010041	TIE DOWN INSTALLATION WINCH D-RING	
11	3-793-010040	TIE DOWN, WINCH	1
12	1-654-010055-03	SCREW, HEX HEAD CAP 1/2-13 X 1-1/2 GR5	6
13	1-512-010005-09	NUT, HEX LOCK 1/2-13 GRB	6
STOP INSTALLATION, ADJUSTABLE (OPTION)			
	3-741-010085	STOP INSTALLATION ADJUSTABLE 330	
14	3-829-010327	TUBE WELDMENT 3'	2
15	3-829-010329	TUBE WELDMENT 3-1/2"	2
16	346SL	LOCK HITCH PIN	4
17	3-829-010331	TUBE INSTALLATION ADJ STOP	2



3ma311-016135

Figure 2-57: Winch Cable Slope Roller 90° Drop Deck (Option)

WINCH CABLE SLOPE ROLLER 90° DROP DECK (OPTION)

ITEM	PART NO.	DESCRIPTION	QTY.
	3-645-010085	ROLLER ASSEMBLY SLOPE	--
	106207	ROLLER SLOPE SINGLE CORNER	--
1	3-645-010059	ROLLER WELDMENT CABLE - UPPER DECK	*2,1
2	1-298-010001-1	FITTING, GREASE 1/4-28 STR SHORT	*4,2
3	3-642-010134	ROD, ROLLER	*2,1
4	1-654-010055-11	SCREW, HEX HEAD CAP 1/2-13 X 3-1/2 GR5	*4,2
5	1-861-010032-15	WASHER, FLAT 1/2	*4,2
6	1-512-010005-09	NUT, HEX LOCK 1/2-13 GRB	*4,2

*1ST QUANTITY USED FOR P/N 3-645-010085; 2ND QUANTITY USED FOR P/N 106207

COVER PLATE INSTALLATION - UPPER DECK ROLLER (OPTION)

	3-222-010199	COVER PLATE INST. - UPPER DECK ROLLER	
7	1-654-010070-02	SCREW RD HEAD SQ NECK 1/2-13 X 1-1/4	8
8	3-222-010198	COVER UPPER DECK ROLLER	1
9	1-512-010005-09	NUT HEX LOCK 1/2-13 GRB	8

COVER PLATE INSTALLATION - CORNER ROLLER (OPTION)

	3-222-010227	COVER PLATE INSTL. - CORNER ROLLER	
10	3-565-011757	PLATE, CABLE WEAR	1
11	1-861-010032-14	WASHER, FLAT 1/2 N	4
12	1-654-010070-03	SCREW, RD HEAD SQ NECK 1/2-13X1-1/2	4
13	1-512-010005-09	NUT, HEX LOCK 1/2-13 GRB	4

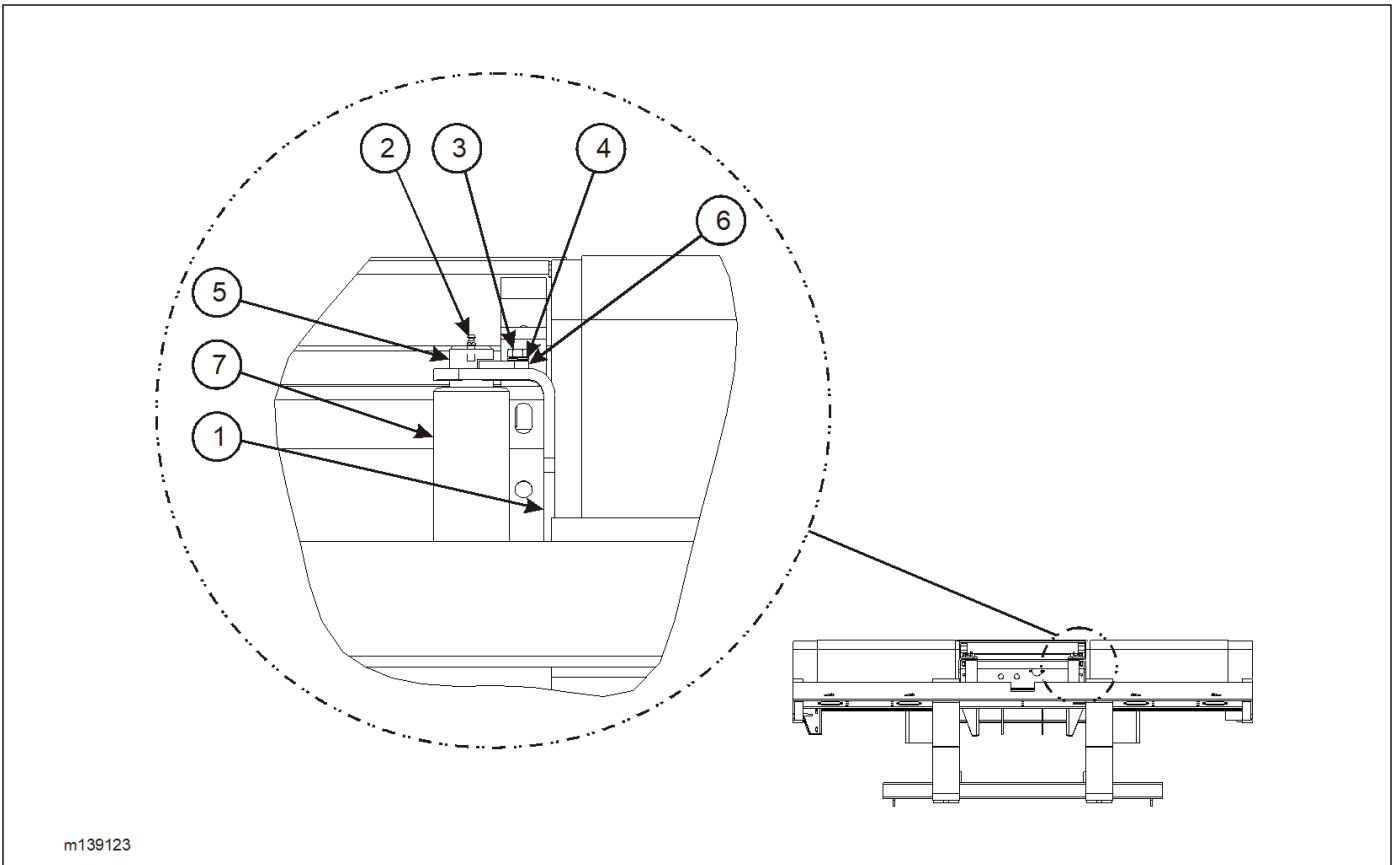


Figure 2-58: Winch Side Roller Assembly (Option)

WINCH SIDE ROLLER ASSEMBLY (OPTION)

ITEM	PART NO.	DESCRIPTION	QTY.
	139123	SIDE ROLLER ASSEMBLY	
1	139122	SLOPE SIDE ROLLER WELDMENT	1
2	1-298-010001-1	FITTING, GREASE 1/4-28 STR SHORT	2
3	1-654-010051-03	SCREW, HEX HEAD CAP 3/8-16 X 3/4 GR5	2
4	1-861-010034-11	WASHER, SPLIT LOCK 3/8	2
5	3-557-010383	PIN, CABLE GUIDE ROLLER	2
6	3-565-010770	PLATE, CABLE GUIDE LOCK	2
7	3-645-010049	ROLLER, WINCH CABLE GUIDE	2

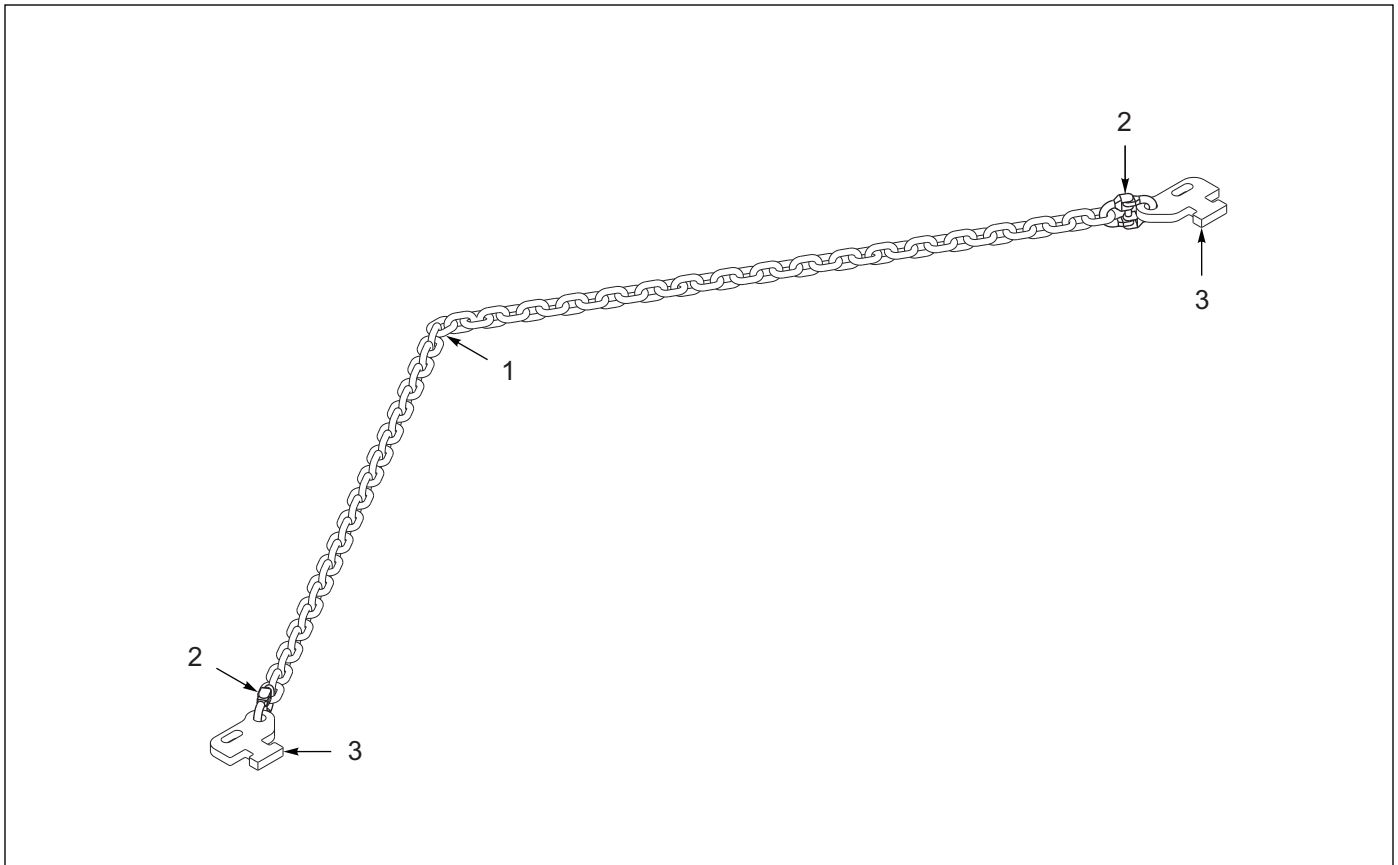


Figure 2-59: Chain Assembly, Container Loading, 1 Chain

CHAIN ASSEMBLY, CONTAINER LOADING, 1 CHAIN

ITEM	PART NO.	DESCRIPTION	QTY.
	135316	CONTAINER LOAD CHAIN ASSEMBLY	--
1	3-174-010039	CHAIN, 1/2 X 87" GR 7	1
2	3-174-010038	CHAIN LINK, CONNECTING 1/2	2
3	128480	PLATE, CONTAINER CONNECT	2

ILLUSTRATED PARTS LIST

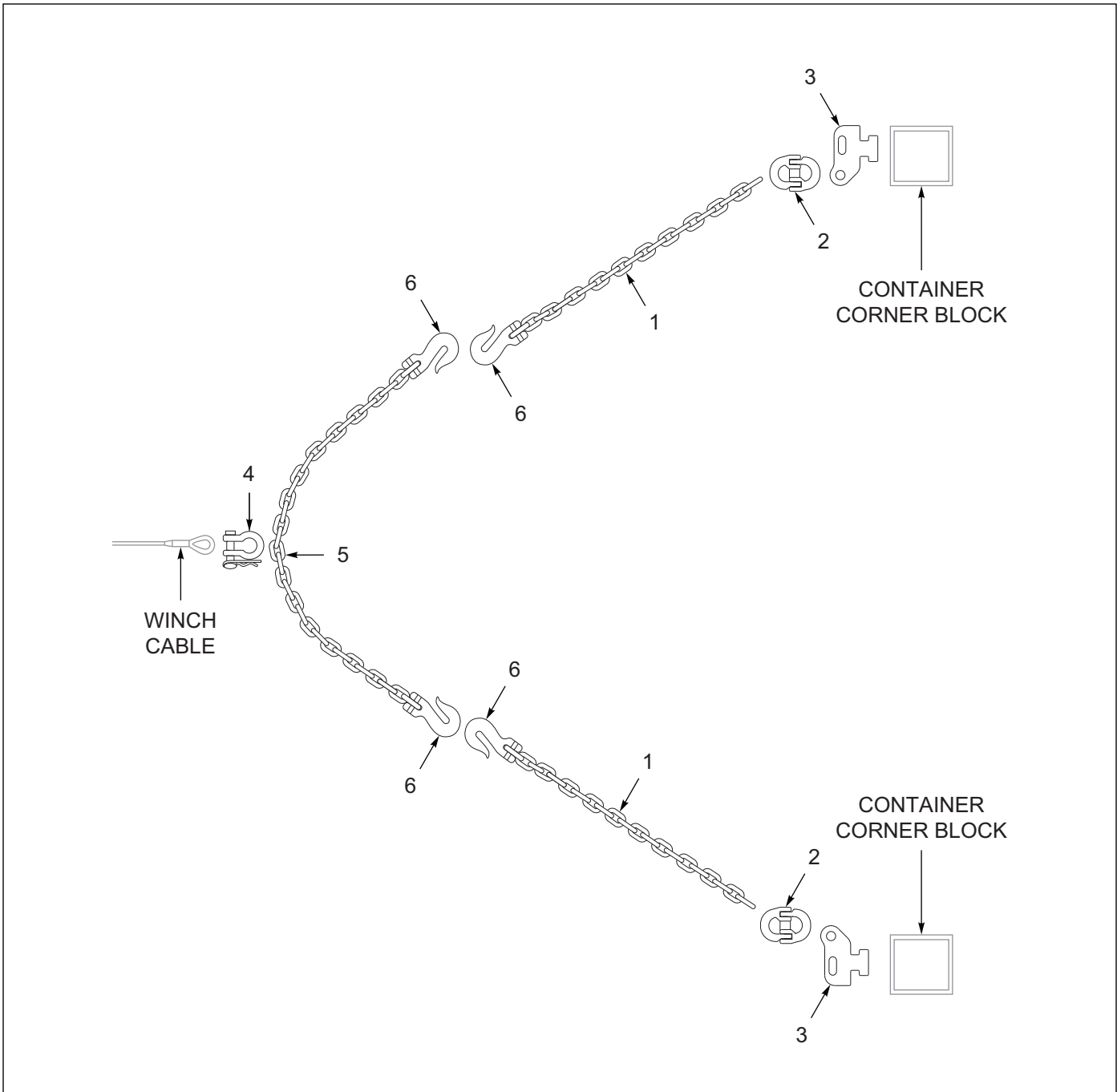


Figure 2-60: Chain Assembly, Container Loading, 3 Chain (Option)

CHAIN ASSEMBLY, CONTAINER LOADING, 3 CHAIN (OPTION)

ITEM	PART NO.	DESCRIPTION	QTY.
	143267	CONTAINER CHAIN AND BRIDLE ASSEMBLY	
1	126888	CHAIN 1/2 X 36	2
2	126889	CHAIN CONNECTING LINK 1/2 GR8	2
3	128480	PLATE, CONTAINER CONNECT	2
4	137024	SHACKLE 1" SCREW PIN ANCHOR	1
5	143268	CHAIN, 1/2 X 53" GR8	1
6	7HCGHT500	HOOK, CLEVIS GRAB 1/2	2

ILLUSTRATED PARTS LIST

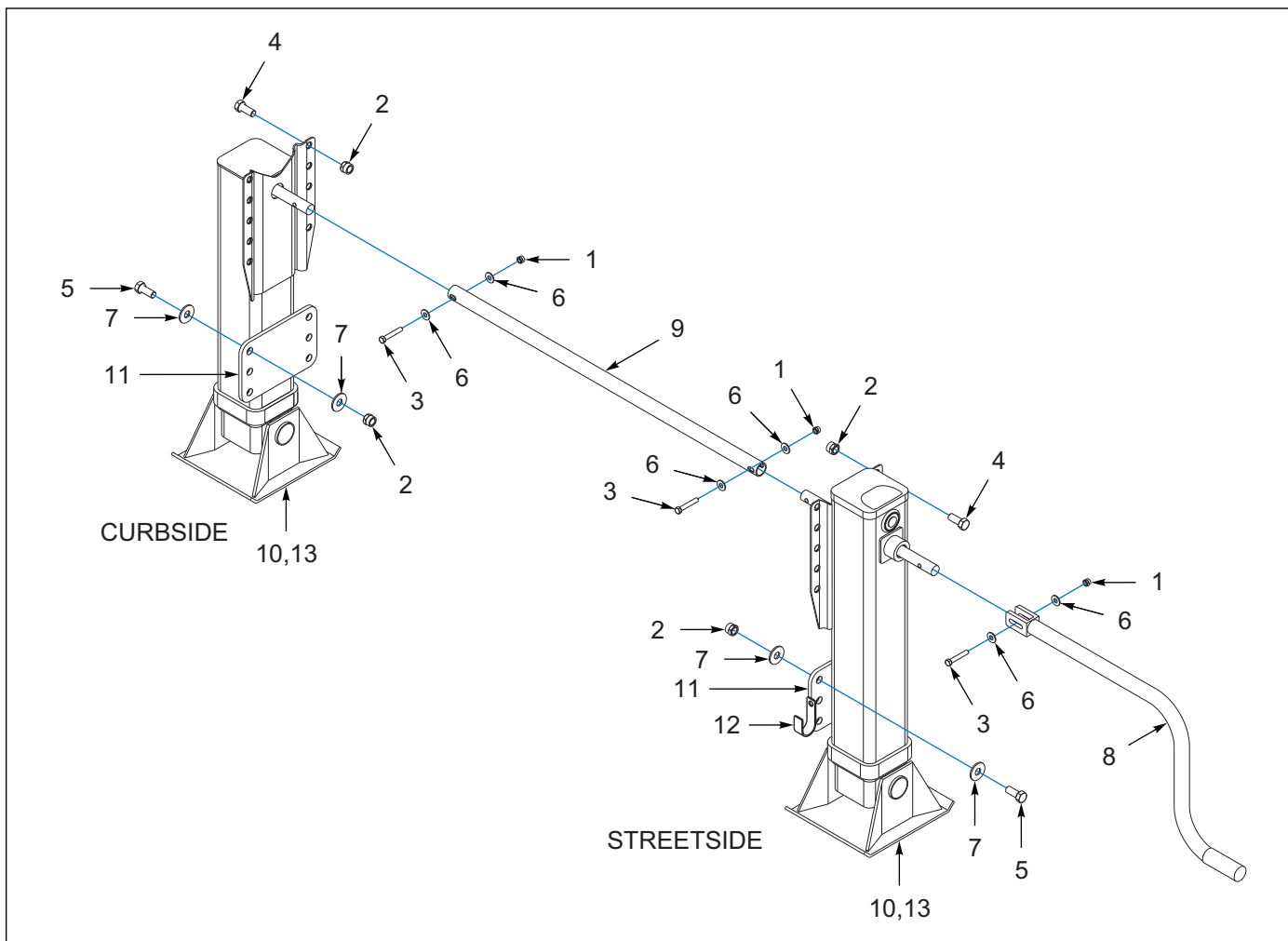


Figure 2-61: Landing Leg, Gear, 2 Spd, Flip Crank, Low Mt Plate

LANDING LEG, GEAR, 2 SPD, FLIP CRANK, LOW MT PLATE

ITEM	PART NO.	DESCRIPTION	QTY.
	147955	LANDING GEAR INST-JOST 330HP (HIGH PROFILE TRAILERS)	--
	147954	LANDING GEAR INST-JOST 330LP (LOW PROFILE TRAILERS)	--
1	1-512-010005-05	NUT, HEX, SLFLKG GRB 3/8-16	3
2	1-512-010005-13	NUT, HEX SLFLKG GRB 5/8-11	24
3	1-654-010051-10	SCREW, HX CP3/8-16X2-1/4 GR5	3
4	1-654-010059-03	SCREW 5/8-11UNCX1-1/2 HXCP G5	20
5	1-654-010059-04	SCREW, HEX CAP 5/8-11X1-3/4 G5	4
6	1-861-010032-11	WASHER, FLAT 3/8 W ZP/CD	6
7	1-861-010032-19	WASHER, FLAT 5/8 W ZP/CD	8
8	109710	CRANK #C10592-4 17-3/4	1
9	113883	CROSS-SHAFT LANDING GEAR 330 (44-1/4)	1
10	147948	LANDING GEAR 2-SPEED JOST UNV (SET INCLUDES ITEMS 11-13)	1
11	147947	ANCHOR, BTM LANDING GEAR UNV (INCLUDED WITH ITEM 10)	2
12	117559	CLIP LDG GEAR HANDLE (INCLUDED WITH ITEM 10)	1
13	109709	2-SP LANDING GEAR JOST (LEFT / RIGHT LEGS ONLY) (INCLUDED WITH ITEM 10) (COMPONENTS - SEE PAGE 2-115)	1

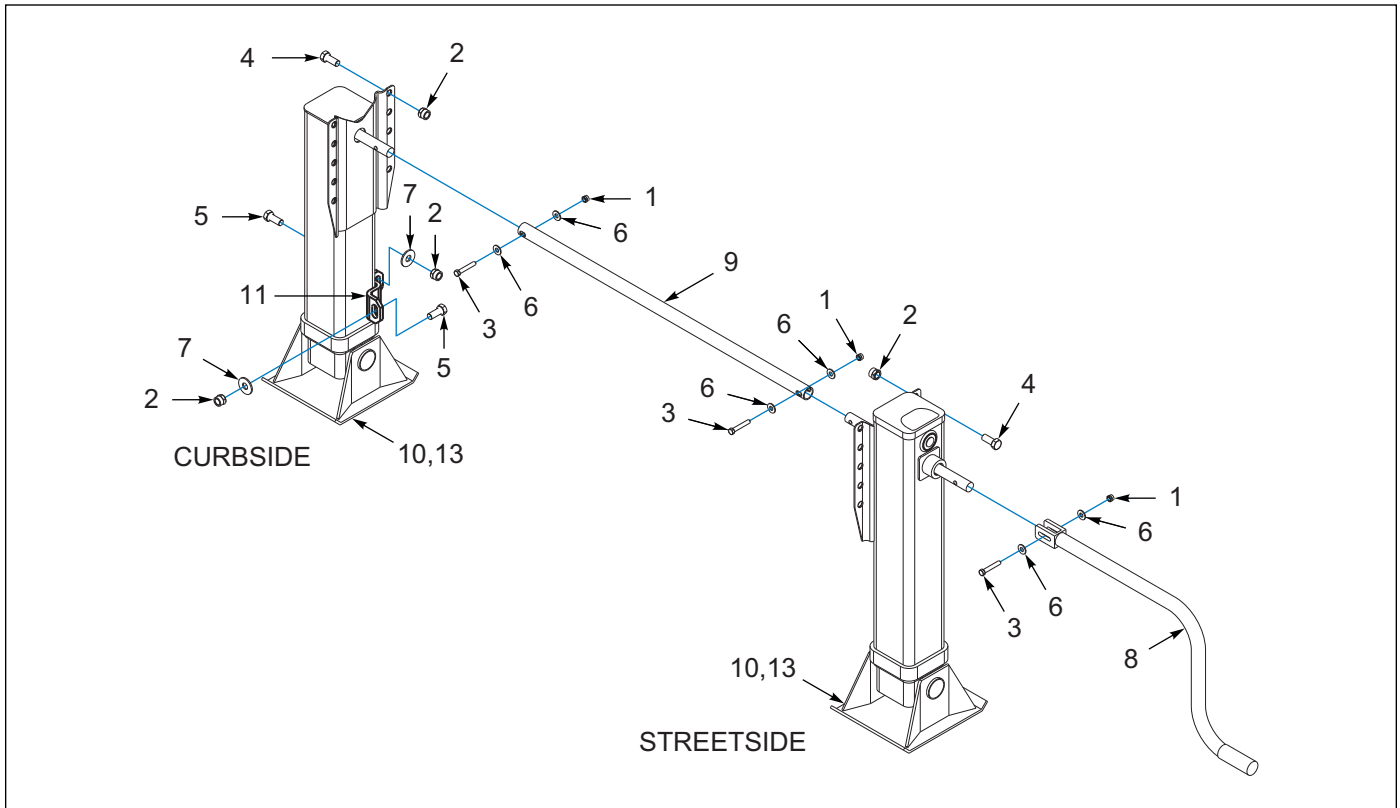


Figure 2-62: Landing Leg, Gear, 2 Spd, Flip Crank, Rear Low Mt Bkt

LANDING LEG, GEAR, 2 SPD, FLIP CRANK, REAR LOW MT BKT

ITEM	PART NO.	DESCRIPTION	QTY.
	112573	LANDING GEAR INSTL JOST 330 (10X10X4-1/2 SHOES)	--
	159683	LANDING GEAR W/SS JOST 330FLT (10X10X2 SHOES)	--
1	1-512-010005-05	NUT, HEX, SLFLKG GRB 3/8-16	3
2	1-512-010005-13	NUT,HEX SLFLKG GRB 5/8-11	20
3	1-654-010051-10	SCREW,HX CP3/8-16X2-1/4 GR5	3
4	1-654-010059-03	SCREW 5/8-11UNCX1-1/2 HXCP G5	16
5	1-654-010059-04	SCREW,HEX CAP 5/8-11X1-3/4 G5	4
6	1-861-010032-11	WASHER, FLAT 3/8 W ZP/CD	6
7	1-861-010032-19	WASHER, FLAT 5/8 W ZP/CD	4
8	109710	CRANK #C10592-4 17-3/4	1
9	113883	CROSS-SHAFT LANDING GEAR 330 (44-1/4)	1
10	194880	LANDING GEAR WLDMT 2SP 317 (10X10X4-1/2 SHOES) (10A SET INCLUDES ITEMS 11-12A)	1
10	194881	LANDING GEAR WLDMT 2SP 330 (10X10X2 SHOES) (10B SET INCLUDES ITEM 11-12B)	--
11	104238	ANCHOR,LWR,BOLT-ON PARK STAND (109712) (INCLUDED WITH ITEM 10)	2
12	109709	2-SP LANDING GEAR JOST (12A LEFT / RIGHT LEGS, 10X10X4-1/2 SHOES ONLY) (INCLUDED WITH ITEM 10A) (COMPONENTS - SEE PAGE 2-115)	1
12	136470	LANDING GEAR 2-SPEED JOSTW/SS (12B LEFT / RIGHT LEGS, 10X10X2 SHOES ONLY) (INCLUDED WITH ITEM 10B) (COMPONENTS - SEE PAGE 2-115)	1

ILLUSTRATED PARTS LIST

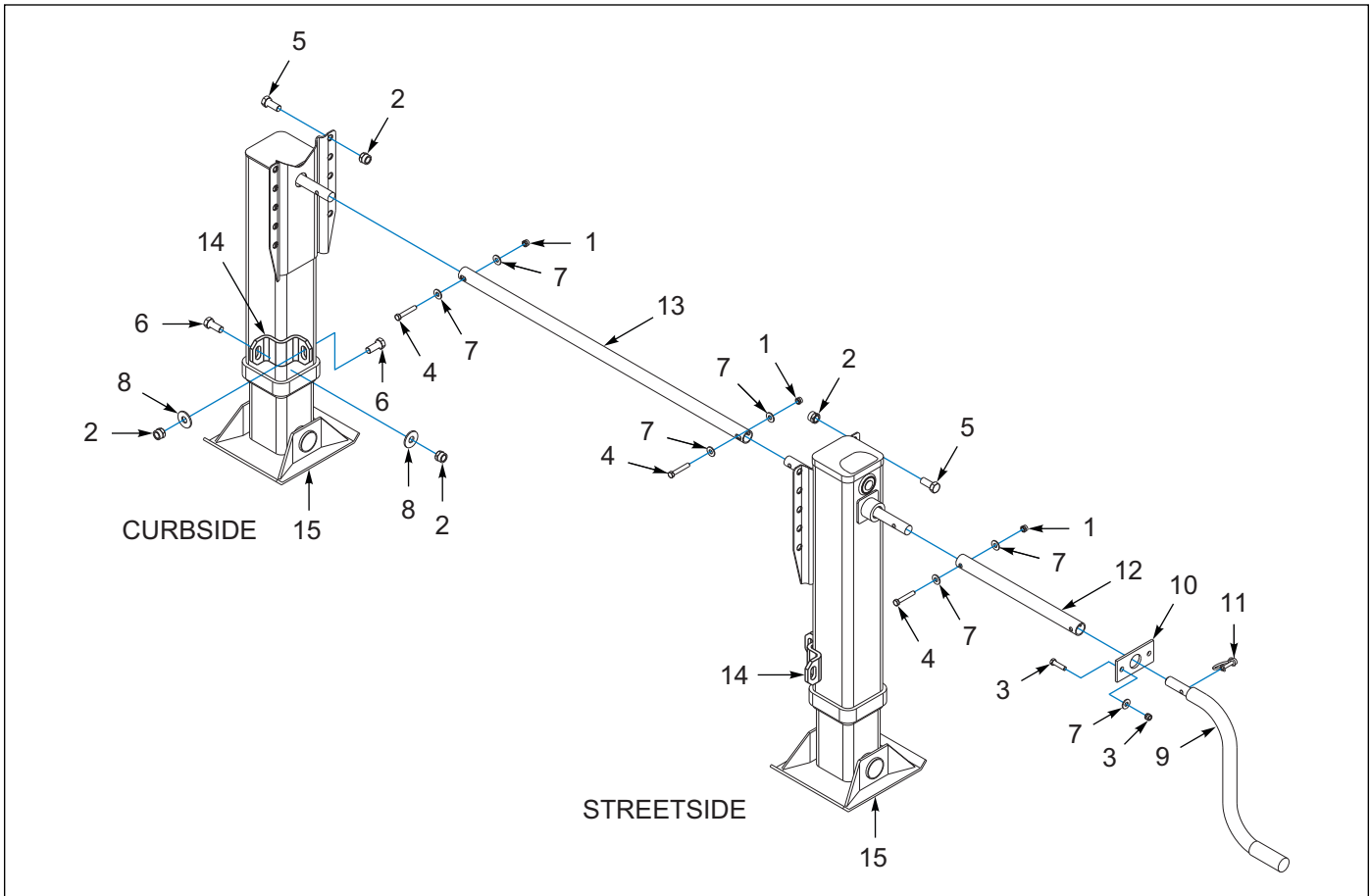


Figure 2-63: Landing Leg, Gear, 2 Spd, Pin Crank, Front Low Mt Bkt

LANDING LEG, GEAR, 2 SPD, PIN CRANK, FRONT LOW MT BKT

ITEM	PART NO.	DESCRIPTION	QTY.
	136471	LANDING GEAR W/SS JOST 330D/D (DROP DECK)	--
1	1-512-010005-05	NUT, HEX, SLFLKG GRB 3/8-16	5
2	1-512-010005-13	NUT,HEX SLFLKG GRB 5/8-11	20
3	1-654-010051-07	SCREW,HEX CAP,3/8-16UNCX1-1/2	2
4	1-654-010051-10	SCREW,HX CP3/8-16X2-1/4 GR5	3
5	1-654-010059-03	SCREW 5/8-11UNCX1-1/2 HXCP G5	16
6	1-654-010059-04	SCREW,HEX CAP 5/8-11X1-3/4 G5	4
7	1-861-010032-11	WASHER, FLAT 3/8 W ZP/CD	8
8	1-861-010032-19	WASHER, FLAT 5/8 W ZP/CD	4
9	109161	HANDLE WLDMT CRANK MOD	1
10	111695	GUIDE,HANDLE,JOST GEAR,660	1
11	111859	PIN, 5/16X1-1/2,RD LOCKING	1
12	113888	TUBE,RD,EXTENSION 330 (14-1/2)	1
13	113883	CROSS-SHAFT LANDING GEAR 330 (44-1/4)	1
14	104238	ANCHOR,LWR,BOLT-ON PARK STAND (109712)	2
15	136470	LANDING GEAR 2-SPEED JOSTW/SS (LEFT / RIGHT LEGS ONLY, REQ ITEM 14, 1 PER LEG) (COMPONENTS - SEE PAGE 2-115)	1

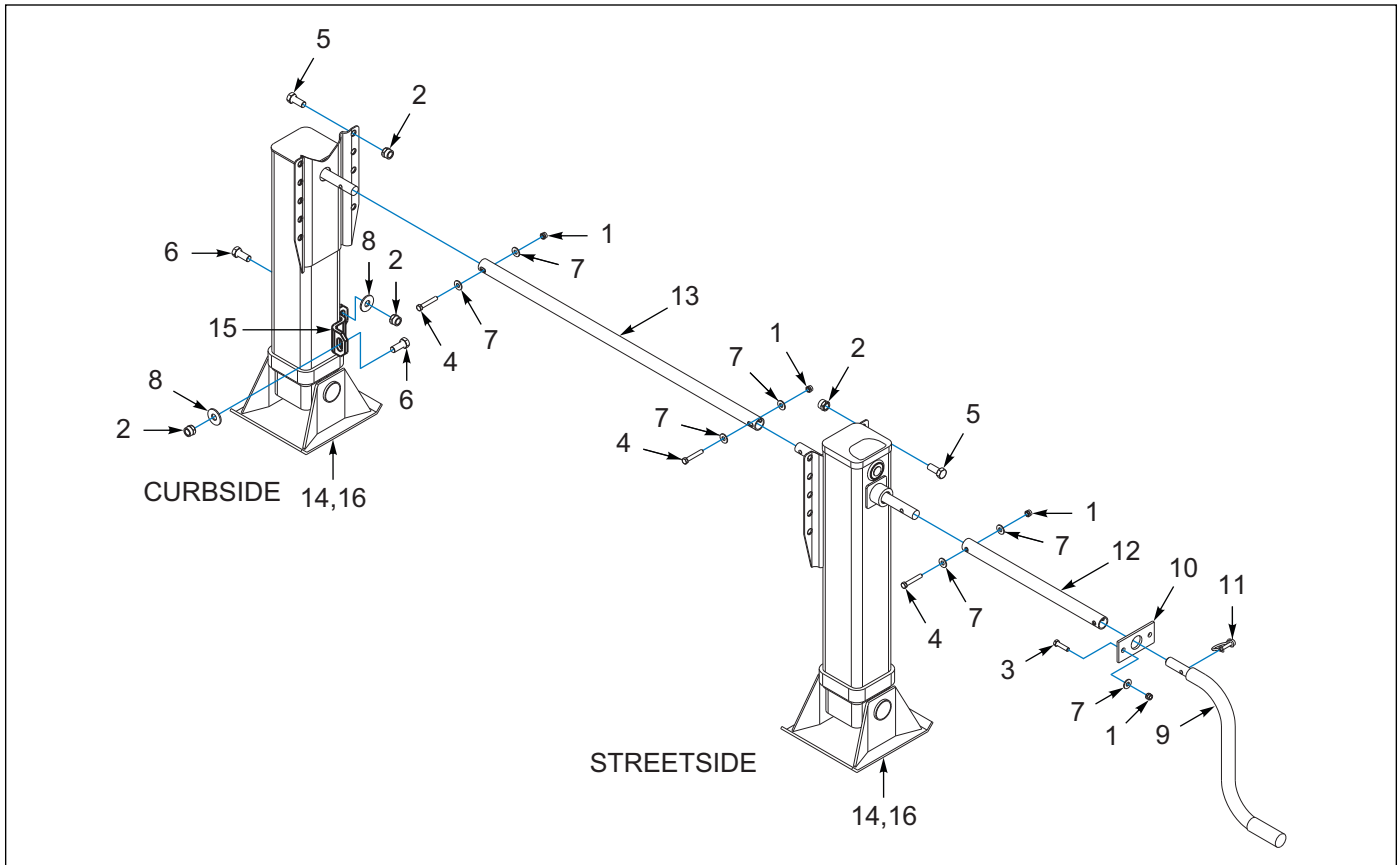


Figure 2-64: Landing Leg, Gear, 2 Spd, Pin Crank, Rear Low Mt Bkt

LANDING LEG, GEAR, 2 SPD, PIN CRANK, REAR LOW MT BKT

ITEM	PART NO.	DESCRIPTION	QTY.
	113887	LANDING GEAR JOST 330-DRP DK (DROP DECK)	--
1	1-512-010005-05	NUT, HEX, SLFLKG GRB 3/8-16	5
2	1-512-010005-13	NUT,HEX SLFLKG GRB 5/8-11	20
3	1-654-010051-07	SCREW,HEX CAP,3/8-16UNCX1-1/2	2
4	1-654-010051-10	SCREW,HX CP3/8-16X2-1/4 GR5	3
5	1-654-010059-03	SCREW 5/8-11UNCX1-1/2 HXCP G5	16
6	1-654-010059-04	SCREW,HEX CAP 5/8-11X1-3/4 G5	4
7	1-861-010032-11	WASHER, FLAT 3/8 W ZP/CD	8
8	1-861-010032-19	WASHER, FLAT 5/8 W ZP/CD	4
9	109161	HANDLE WLDMT CRANK MOD	1
10	111695	GUIDE,HANDLE,JOST GEAR,660	1
11	111859	PIN, 5/16X1-1/2,RD LOCKING	1
12	113888	TUBE,RD,EXTENSION 330 (14-1/2)	1
13	113883	CROSS-SHAFT LANDING GEAR 330 (44-1/4)	1
14	194880	LANDING GEAR WLDMT 2SP 317 (SET INCLUDES ITEM 15-16)	1
15	104238	ANCHOR,LWR,BOLT-ON PARK STAND (109712) (INCLUDED WITH ITEM 14)	2
16	109709	2-SP LANDING GEAR JOST (LEFT / RIGHT LEGS ONLY) (INCLUDED WITH ITEM 14) (COMPONENTS - SEE PAGE 2-115)	1

ILLUSTRATED PARTS LIST

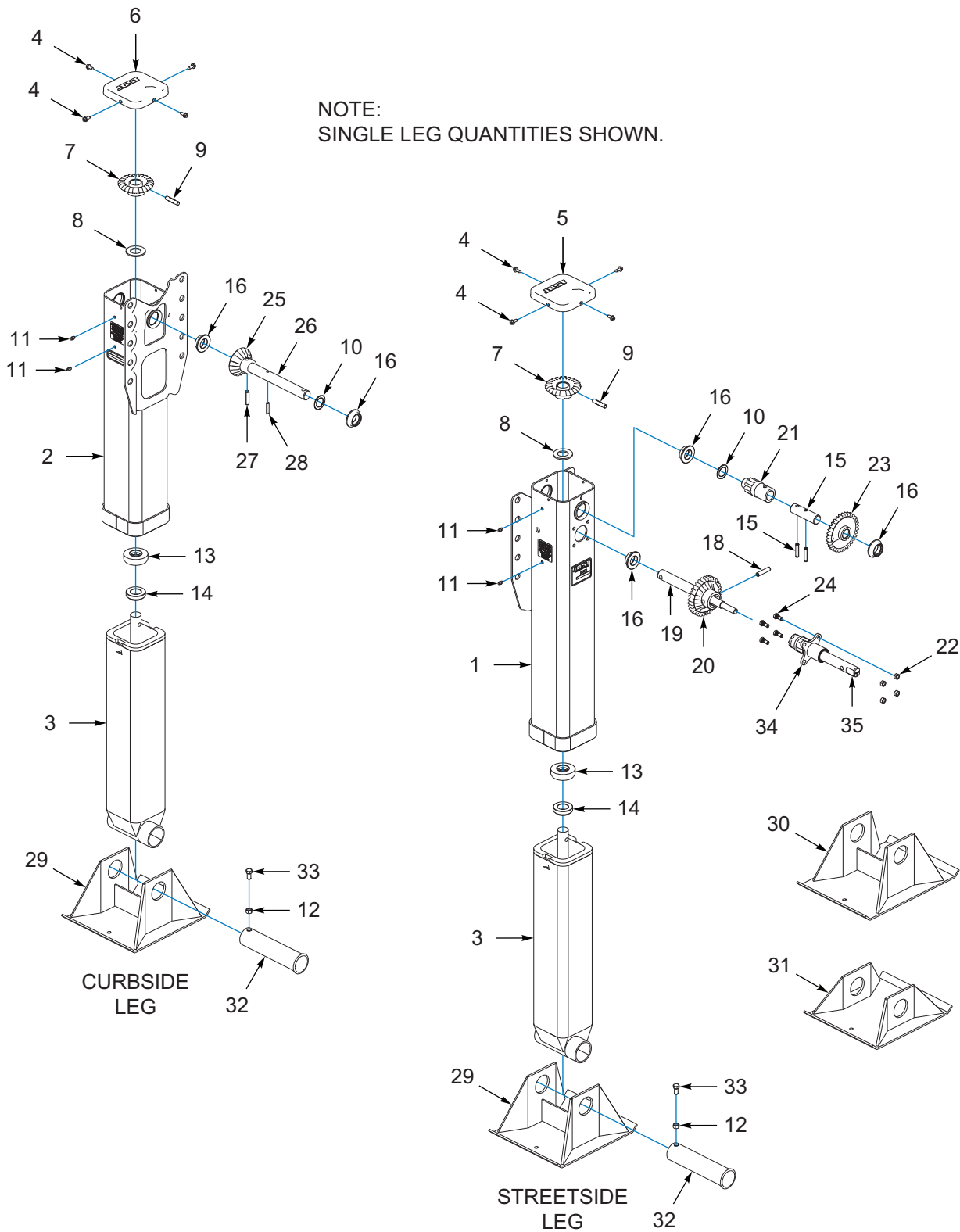
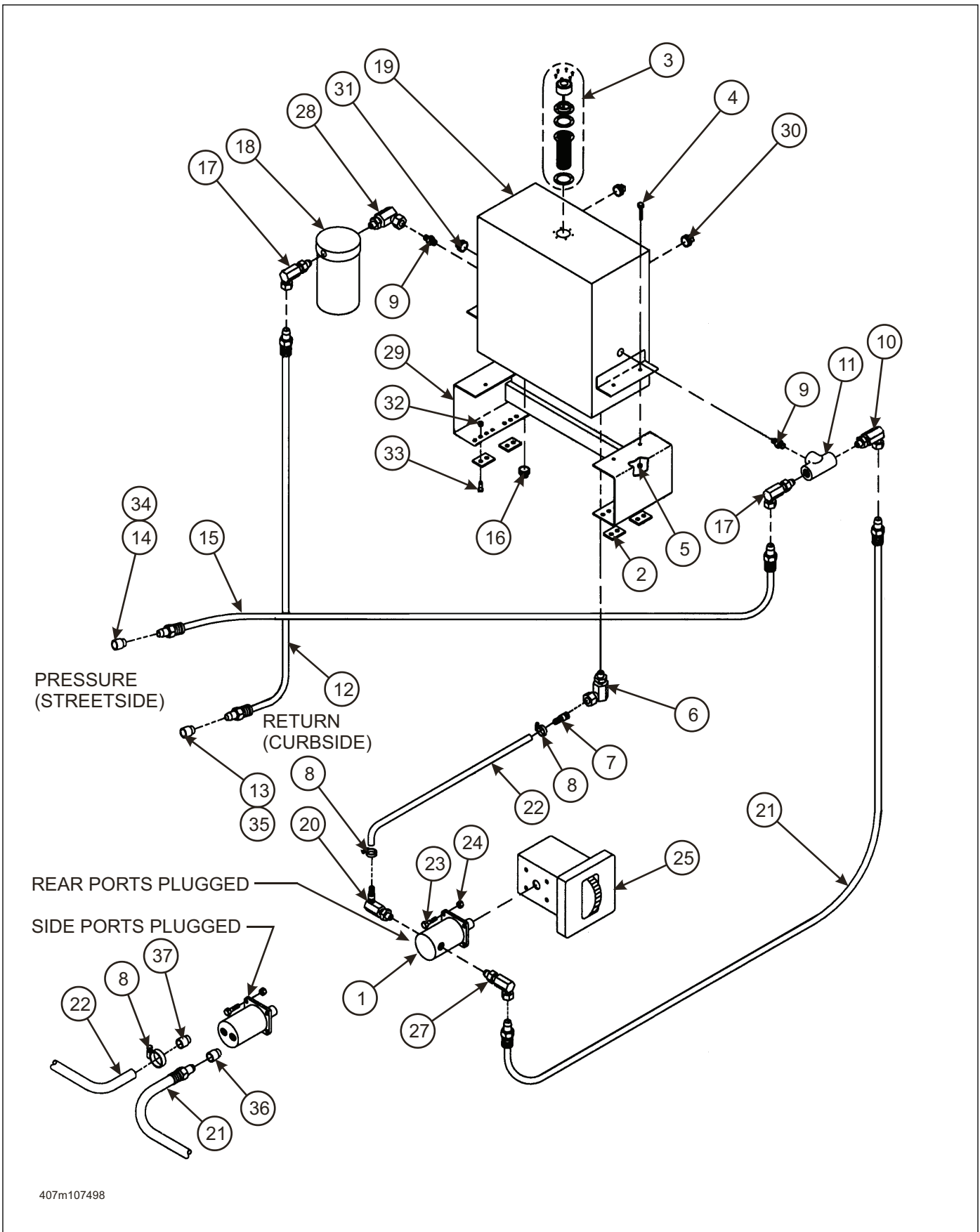


Figure 2-65: Landing Leg Components, Gear, 2 Spd

LANDING LEG COMPONENTS, GEAR, 2 SPD

ITEM	PART NO.	DESCRIPTION	QTY.
	109709	2-SP LANDING GEAR JOST	--
1	-----	UPPER HOUSING, 2 SPEED (STREETSIDE)	1
2	-----	UPPER HOUSING, 1 SPEED (CURBSIDE)	1
3	165766	INNER LANDING LEG (LOWER LEG ASSEMBLY)	1
4	-----	COVER SCREW	4
5	-----	COVER, 2 SPEED (STREETSIDE)	1
6	-----	COVER, 1 SPEED (CURBSIDE)	1
7	-----	BEVEL GEAR	1
8	-----	THRUST WASHER	1
9	-----	GROOVED PIN	1
10	-----	SPACER WASHER	1
11	-----	GREASE FITTING	2
12	A10038.7	SELF LOCKING NUT	1
13	-----	THRUST WASHER	1
14	-----	COLLAR	1
15	-----	OUTPUT SHAFT	1
16	-----	BUSHING (STREETSIDE REQ 3 EACH) (CURBSIDE REQ 2 EACH)	--
17	-----	SPIRAL PIN	2
18	-----	ROLL PIN 3/8 X 1-3/4	1
19	-----	OUTPUT CLUSTER SHAFT	1
20	-----	OUTPUT CLUSTER SHAFT GEAR	1
21	-----	OUTPUT SPUR GEAR	1
22	-----	SELF LOCKING NUT	4
23	-----	INPUT SPUR GEAR	1
24	-----	SHIFT HOUSING BOLT	4
25	-----	PINION GEAR, 1 SPEED	1
26	-----	PINION SHAFT, 1 SPEED	1
27	-----	ROLL PIN 3/8 X 1-1/2	1
28	-----	ROLL PIN 1/4 X 1-1/4	1
29	114529	JOST C10035 SHOE FOR 109709 (10 X 10 X 4-1/2) (STANDARD)	1
30	C10256	SAND SHOE (10 X 12 X 4-1/2) (OPTION)	1
31	204228	SAND SHOE 10X10X2 (129198) (10 X 10 X 2)	1
32	114983	SHOE AXLE B10036 FOR 109709 (PIN)	1
33	A10037.3	HEX HEAD BOLT	2
34	163502	SHAFT HOUSING SERVICE KIT (KIT INCLUDES ITEMS 34-36)	1
35	207360	SHIFT HOUSING SERVICE KIT (KIT INCLUDES ITEMS 34-37)	1
36	-----	DETENT SPRING (INCLUDED WITH ITEMS 26-27, NOT SHOWN)	1
37	-----	DETENT BALL (INCLUDED WITH ITEMS 26-27, NOT SHOWN)	2
38	-----	SHIFT HOUSING (INCLUDED WITH ITEMS 26-27, NOT SHOWN)	1
39	-----	INPUT GEAR SHAFT (INCLUDED WITH ITEM 27, NOT SHOWN)	1

ILLUSTRATED PARTS LIST



407m107498

Figure 2-66: Hydraulic Wet Kit Assembly (Option)

HYDRAULIC WET KIT (OPTION)

ITEM	PART NO.	DESCRIPTION	QTY.
	107498	HYDRAULIC WET KIT W/ PTO INSTALLED	
	107499	HYDRAULIC WET KIT W/ PTO NOT INSTALLED	
	107500	HYDRAULIC WET KIT W/O PTO NOT INSTALLED	
1	3-591-010001	HYDRAULIC GEAR PUMP	1
2	3-120-010461	BRACKET, HYDRAULIC TANK MOUNT SUPPORT	4
3	3-162-010001	FILLER-BREATH-ER-STRAINER ASSEMBLY	1
4	1-654-010051-06	SCREW, HEX HEAD CAP 3/8-16 X 1-1/4 GR5	4
5	1-512-010005-05	NUT, HEX LOCK 3/8-16 GRB	4
6	1-1/4ST ELL	BLACK PIPE ELBOW 90 ST	1
7	3-561-010001	HOSE BARB 1-1/4	1
8	6828	IDEAL HOSE CLAMP	2
9	C3069X12	NIPPLE, HEX	2
10	2024-12-8S	ADAPTER, 90	1
11	125130	RD12D HYDRAULIC BY PASS SRDD	1
12	106760	HOSE 3/4 X 164	1
13	105479	COUPLER FLAT FACE MALE NOSE (SEE PAGE 2-169) (BEFORE 03/01/2022 - SILVER BODY)	1
13	239677	COUPLER FL FACE ISO -12 MALE (SEE PAGE 2-169) (AFTER 03/01/2022 - BLACK BODY)	1
14	105480	COUPLER FLAT FACE FEMALE BODY (SEE PAGE 2-169) (BEFORE 03/01/2022)	1
14	239678	COUPLER FL FACE ISO -12 FEMALE (SEE PAGE 2-169) (AFTER 03/01/2022)	1
15	106759	HOSE ASSEMBLY 1/2 X 164	1
16	1-560-010002-07	PLUG, BLACK PIPE 1-1/4 SQ HEAD	1
17	2024-12-12S	ADAPTER 90	2
18	1-295-010001	FILTER, RETURN	1
	1-295-010002	FILTER ELEMENT	1
19	3-786-010043	TANK, HYDRAULIC	1
20	1-007-010006	ELBOW 90, 1-5/16 O-RING 1-1/4 HOSE	1
21	1-397-010301100	HOSE ASSEMBLY 1/2 X 100	1
22	3-399-010001	HOSE 1-1/4 SUCTION	8'
23	1-654-010055-03	SCREW, HEX HEAD CAP 1/2-13 X 1-1/2 GR5	4
24	1-861-010034-13	WASHER, SPLIT LOCK 1/2	4
25	PTO	POWER TAKE OFF (107498 ONLY)	1
27	2062-16-8S	ADAPTER, 90	1
28	2047-12-12S	ELBOW, 90 SWIVEL	1
29	3-482-010503	TANK MOUNT	1
30	1-560-010002-05	PIPE PLUG 3/4	2
31	1-560-010002-04	PIPE PLUG 1/2	1
32	1-512-010005-09	NUT, HEX LOCK 1/2-13 GRB	8
33	1-654-010055-04	SCREW, HEX HEAD CAP 1/2-13 X 1-3/4 GR5	8
34	105481	COUPLER DUST CAP MALE (BEFORE 03/01/2022)	1
34	239679	DUST CAP -12 ISO MALE COUPLER (AFTER 03/01/2022)	1
35	105482	COUPLER DUST CAP FEMALE (BEFORE 03/01/2022)	1
35	239680	DUST CAP FEMALE COUPLER -12ISO (AFTER 03/01/2022)	1
36	12-16 070120	ADAPTER	1
37	107513	ADAPTER	1

ILLUSTRATED PARTS LIST

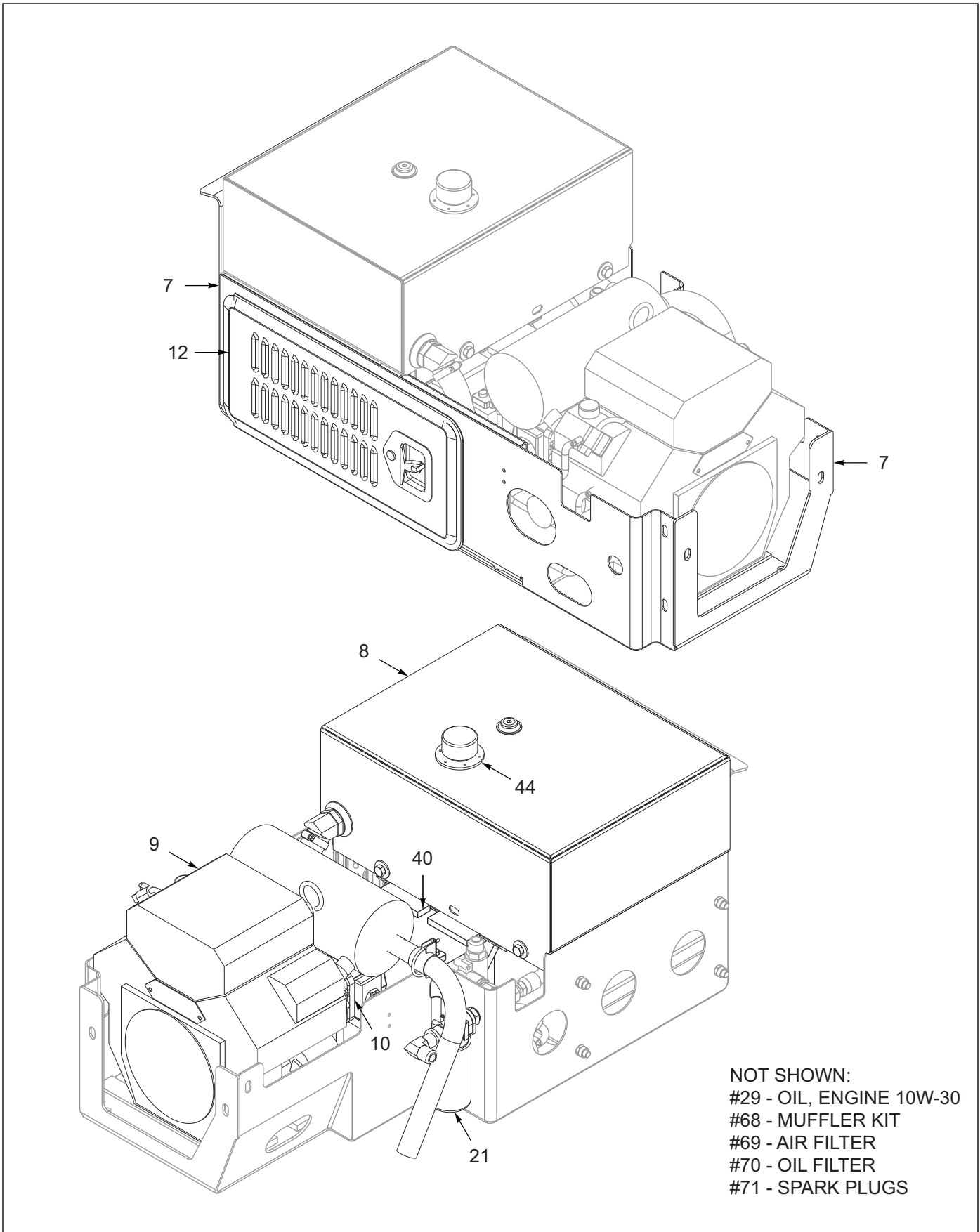


Figure 2-67: 25 HP Engine, 15 Gallon (OPTION) (BEFORE 03/09/2012) (1 of 5)

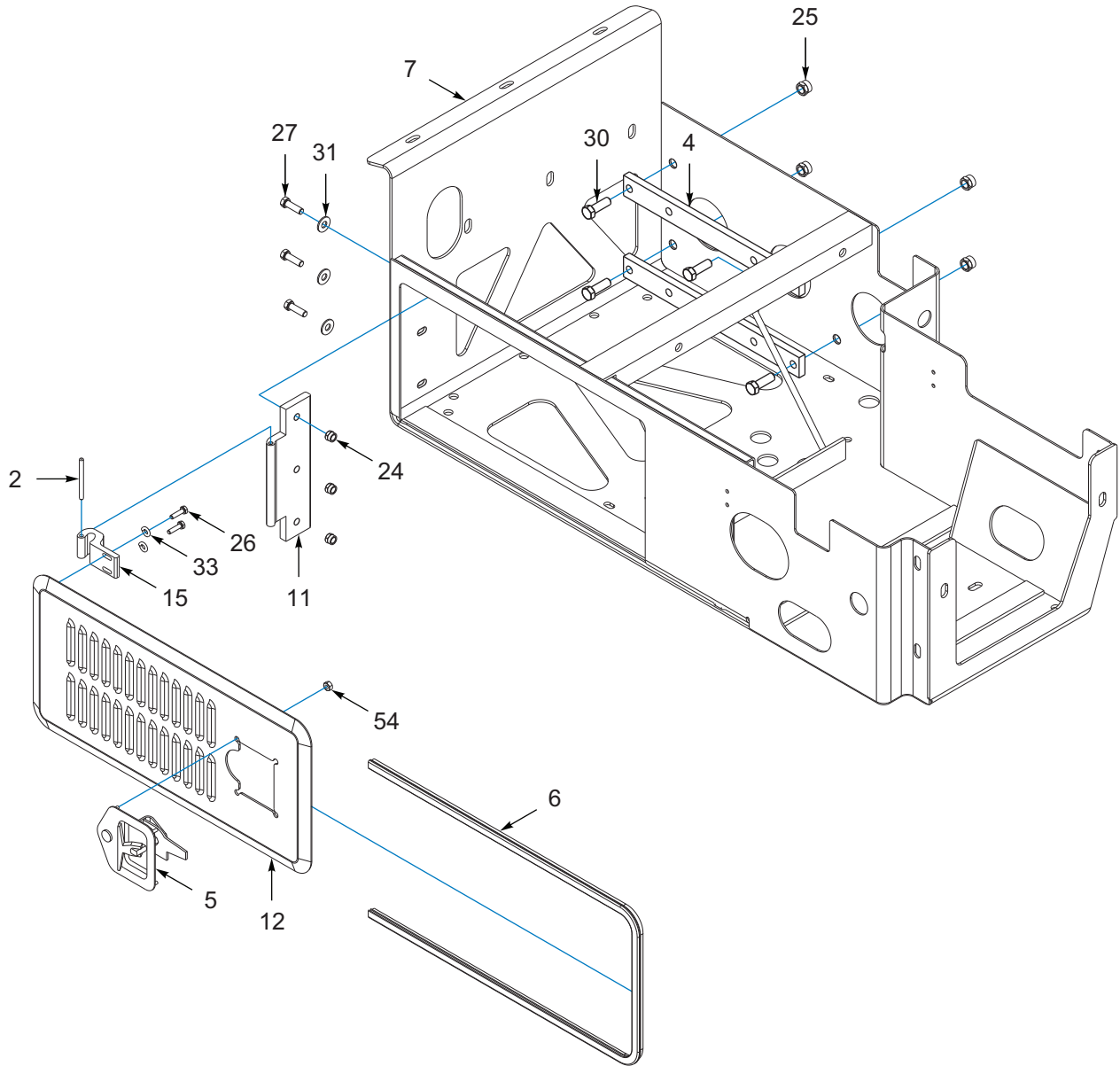


Figure 2-68: 25 HP Engine, 15 Gallon (OPTION) (BEFORE 03/09/2012) (2 of 5)

ILLUSTRATED PARTS LIST

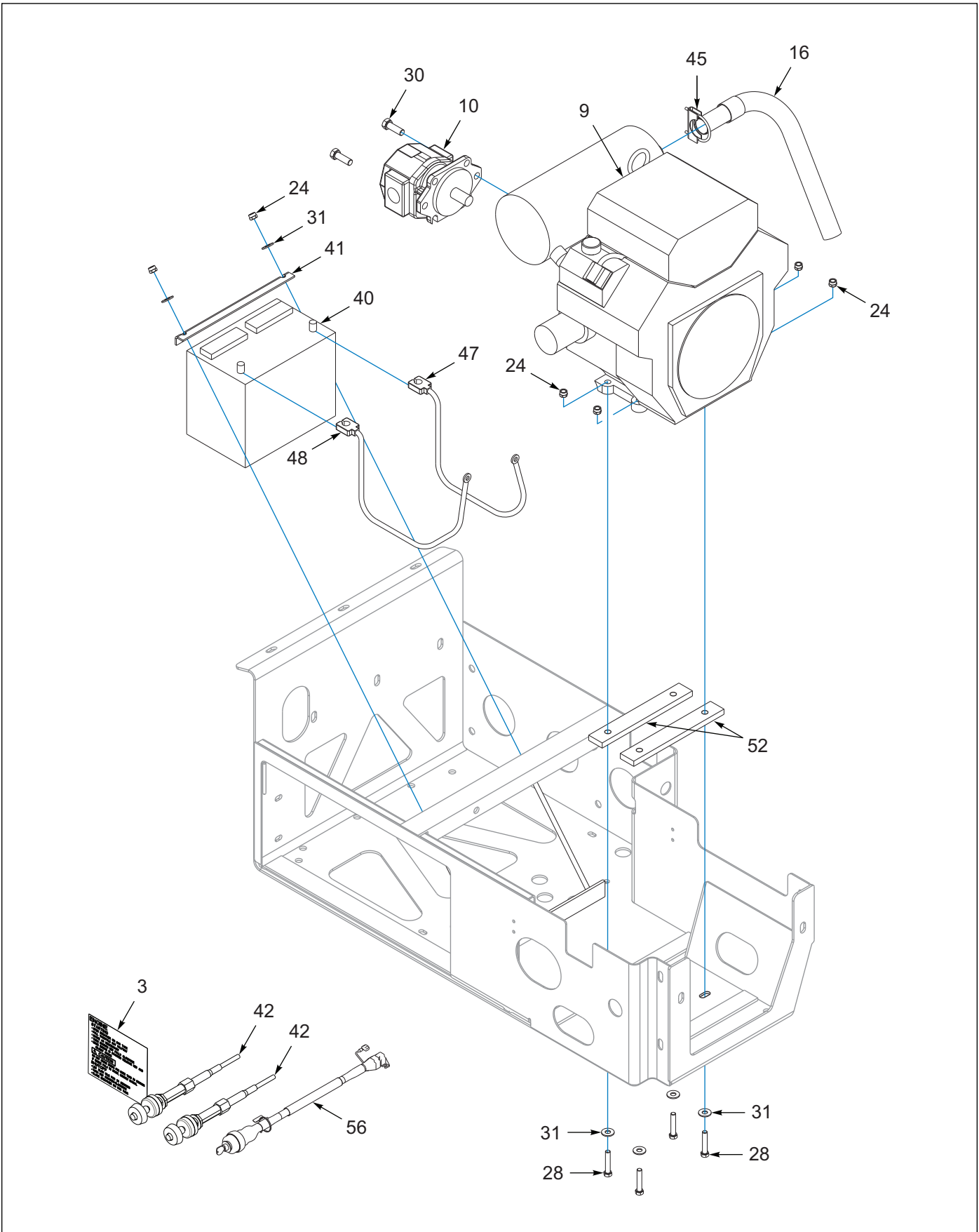


Figure 2-69: 25 HP Engine, 15 Gallon (OPTION) (BEFORE 03/09/2012) (3 of 5)

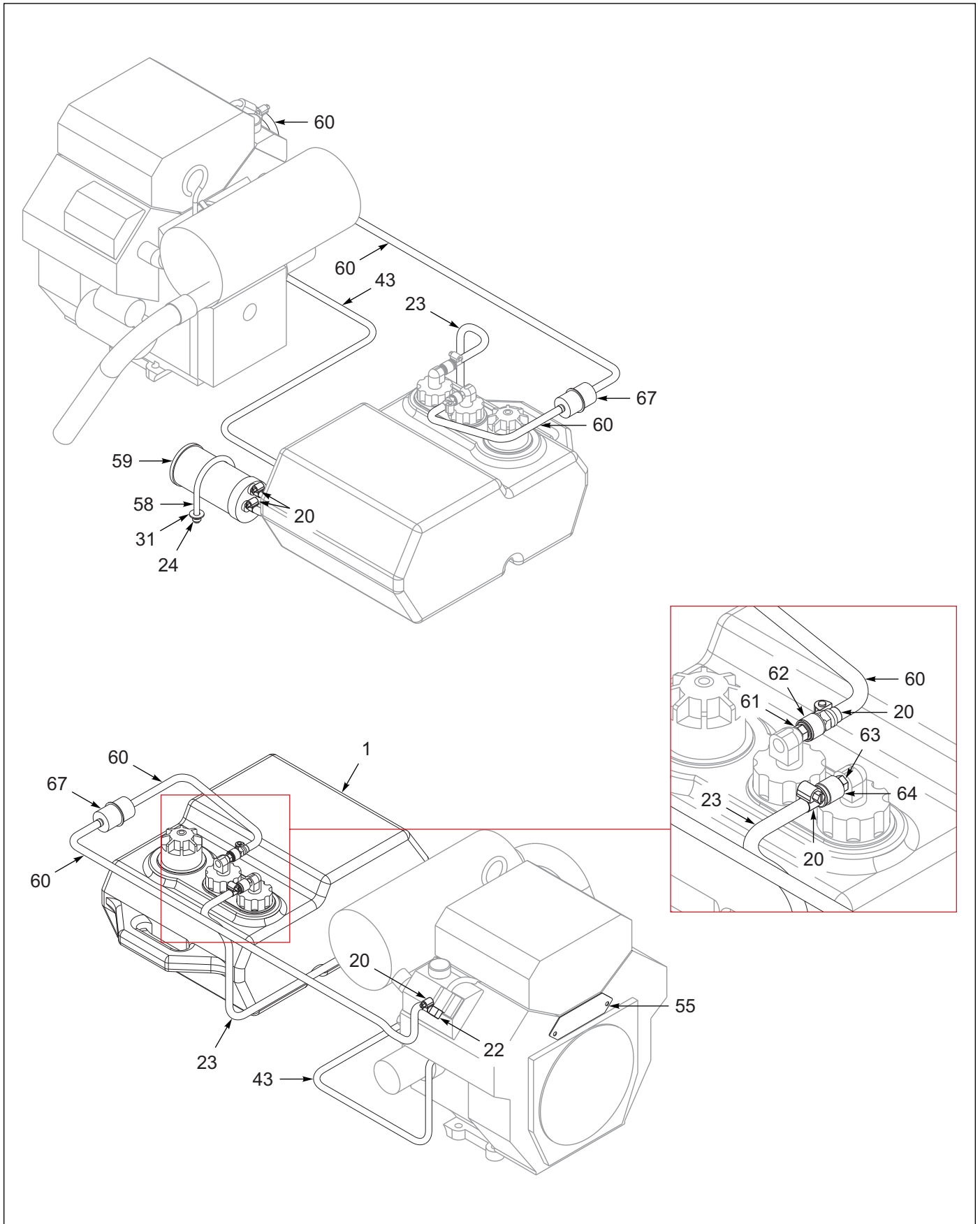
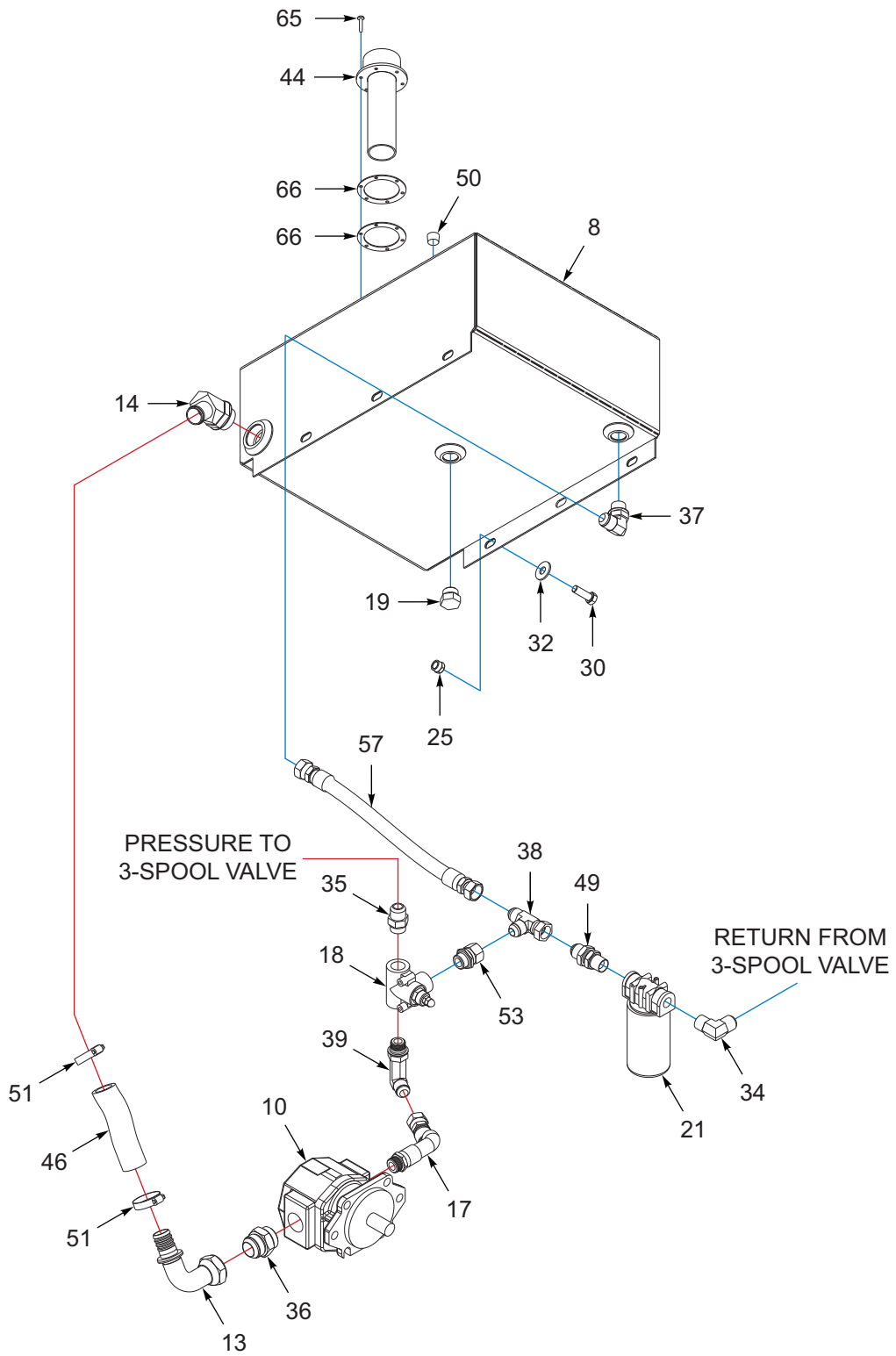


Figure 2-70: 25 HP Engine, 15 Gallon (OPTION) (BEFORE 03/09/2012) (4 of 5)

ILLUSTRATED PARTS LIST



NOTES:
 RED = PRESSURE
 BLUE = RETURN

Figure 2-71: 25 HP Engine, 15 Gallon (OPTION) (BEFORE 03/09/2012) (5 of 5)

25 HP ENGINE, 15 GALLON (OPTION) (BEFORE 03/09/2012)

ITEM	PART NO.	DESCRIPTION	QTY.
	115601	ENG PKG 25HP GAS COMMON	--
1	-----	TANK,FUEL PLSTC,6 GAL,LOW PERM (OLD STYLE 169531-V2)	1
2	108601	PIN, DOOR HINGE	2
3	113388	DECAL,ENG PKG INSTR 600/900	1
4	113856	MOUNT,ENG ISOLATOR,KOHLERCH25	2
5	114814	LATCH FOLDING T LOCKABLE (INCLUDES KEY CH545)	1
6	114815	SEAL, SPONGE RUBBER TRIM	5
7	120654	MOUNT WLDMT,ENG PKG,25 HP	1
8	120662	HYD TANK WLDMT, 15G E/P	1
9	127813	ENGINE,KOHLER 25HP, PUMP MNT (INCLUDES ITEM 68-MUFFLER KIT)	1
10	115888	PUMP, HYDRAULIC 0.88CID GEAR	1
11	116326	HINGE,BASE MNT, COM ENG PKG	1
12	116328	MOUNT,DOOR WLDMT,COM ENG PKG	1
13	116330	FITTING 1.25F 37-1.25 BARB 90 (202702-16-20S)	1
14	117873	FITTING,1.63-12 SAE-1 25H/B45	1
15	119206	HINGE, DOOR ENG DRV, 25HP	2
16	119445	EXHAUST EXT WLDMT 25HP E/P	1
17	119577	HOSE 3/4X9 1-1/16 O/R 12SAE	1
18	120661	VALVE,HYD PRES,#12SAE,2500P	1
19	900598-12S	PLUG, O-RING BOSS #12	1
20	105-0105	CLAMP,HOSE IDEAL 6203	6
21	1-295-010001	FILTER, RETURN LINE (1-295-010002-FILTER ONLY)	1
22	1-297-010034-01	FITTING,BR 1/4X1/8P 90 BARB	1
23	1-316-010013	HOSE,1/4 LOW PRESSURE FUEL (BY THE FOOT)	5
24	1-512-010005-05	NUT, HEX, SLFLKG GRB 3/8-16	11
25	1-512-010005-09	NUT,HEX,SLFLKG, 1/2-13 GRB	9
26	1-654-010047-06	SCREW,HX CP 1/4-20UNCX1 GR5	4
27	1-654-010051-06	SCREW,HEX CAP 3/8-16UNCX1-1/4	3
28	1-654-010051-09	SCREW,HEX CAP,3/8-16UNCX2 GR5	4
29	1410792	OIL, ENGINE 10W-30 (BY THE GALLON, NOT SHOWN)	.5
30	1-654-010055-03	SCREW,HEX CAP,1/2-13UNCX1-1/2	11
31	1-861-010032-11	WASHER, FLAT 3/8 W ZP/CD	11
32	1-861-010032-15	WASHER, FLAT 1/2 W ZP/CD	5
33	1-861-010034-09	WASHER, LKG HLCL SPR, 1/4	4
34	2024-12-12S	ADAPTER 90 3/4MPT X3/4M JIC	1
35	202702-12-12S	ADAPTER,#12 O-RING X #12 TUBE	1
36	202702-20-20S	ADAPTER #20 O-RING #20 TUBE (102-1092)	1
37	2062-12-12S	ADAPTER,90,#12 O-RINGX#12TUBE	1
38	203102-12-12S	ADAPTER,TEE, #12, SAE37 SWIVL	1
39	206209-12-12S	ADAPTER,90LONG,#12 O-RINGTUBE	1
40	2481X	BATTERY 12 VOLT	1
41	3-120-010124	BATTERY CLAMP BRKT	1
42	3-155-010012	CABLE THROTTLE (200108-HEAD ASSY, 01-5000-05 BULK HEAD FITTING)	2
43	3-316-010008	3/16 ID FUEL HOSE (BY THE FOOT)	5
44	3-162-010001	FILLER BREATHER STRAINER ASSY	1
45	3-182-010028	CLAMP MUFFLER	1
46	3-399-010001006	HOSE 1-1/4X0'-6" SUCTION	1

ILLUSTRATED PARTS LIST

25 HP ENGINE, 15 GALLON (OPTION) (BEFORE 03/09/2012)

ITEM	PART NO.	DESCRIPTION	QTY.
47	514-9045-26	CABLE ASSY BATTERY POSITIVE	1
48	514-9073-18	CABLE ASSY BATTERY NEG 18 LNG	1
49	2240-12-12S	ADAPTER,BLKHD,3/4NPT-3/4TBE	1
50	1-560-010002-04	PLUG, PIPE, 1/2NPT	1
51	1-181-010046-7	CLAMP,HOSE 1-1/16 TO 2DIA #24	2
52	120659	ISOLATOR, KOHLER 25HP MOUNT	2
53	120660	ADAPTER #12-O/RFEM-12#FL M	1
54	115877	NUT HVY HEX 1/4-20 GR5	4
55	123014	PLATE, MOTOR FRONT, 25HP E/P	1
56	113544	HARNESS,ENG PKG IGN,600/900 (SWITCH NOT INCLUDED, ORDER 3-765-010050-SWITCH W/KEYS ONLY, 228958-KEYS ONLY)	1
57	1-397-010304018	HOSE ASSY,3/4X18,SAE37,STR-ST	1
58	110578	U-BOLT, 3/8-16 x 3-1/8 x 4-1/8	1
59	166766	CARBON CANISTER,FUEL TANK,GAS	1
60	169532	HOSE, FUEL,1/4 LOW PERM, CARB (BY THE FOOT)	5
61	170109	FITTING,1/4MPT TO MALE QD,FORC	1
62	170110	FITTING,5/16BARB TO FE QD,FORC	1
63	170111	FITTING,1/4MPT TO MALE QD,SUZU	1
64	170112	FITTING,5/16BARB TO FE QD,SUZU	1
65	1-656-010003051	SCREW,RH HD MACH 10-24X3/4	6
66	223220	GASKET, HYD TANK FILLER	2
67	192991	FUEL FILTER (INCLUDES HOSE CLAMPS)	1
68	128501	MUFFLER KIT KOHLER 25HP (NOT SHOWN)	1
69	192744	AIR FILTER (NOT SHOWN)	1
70	192745	OIL FILTER (NOT SHOWN)	1
71	192746	SPARK PLUGS (SET OF 4, NOT SHOWN)	1

ILLUSTRATED PARTS LIST

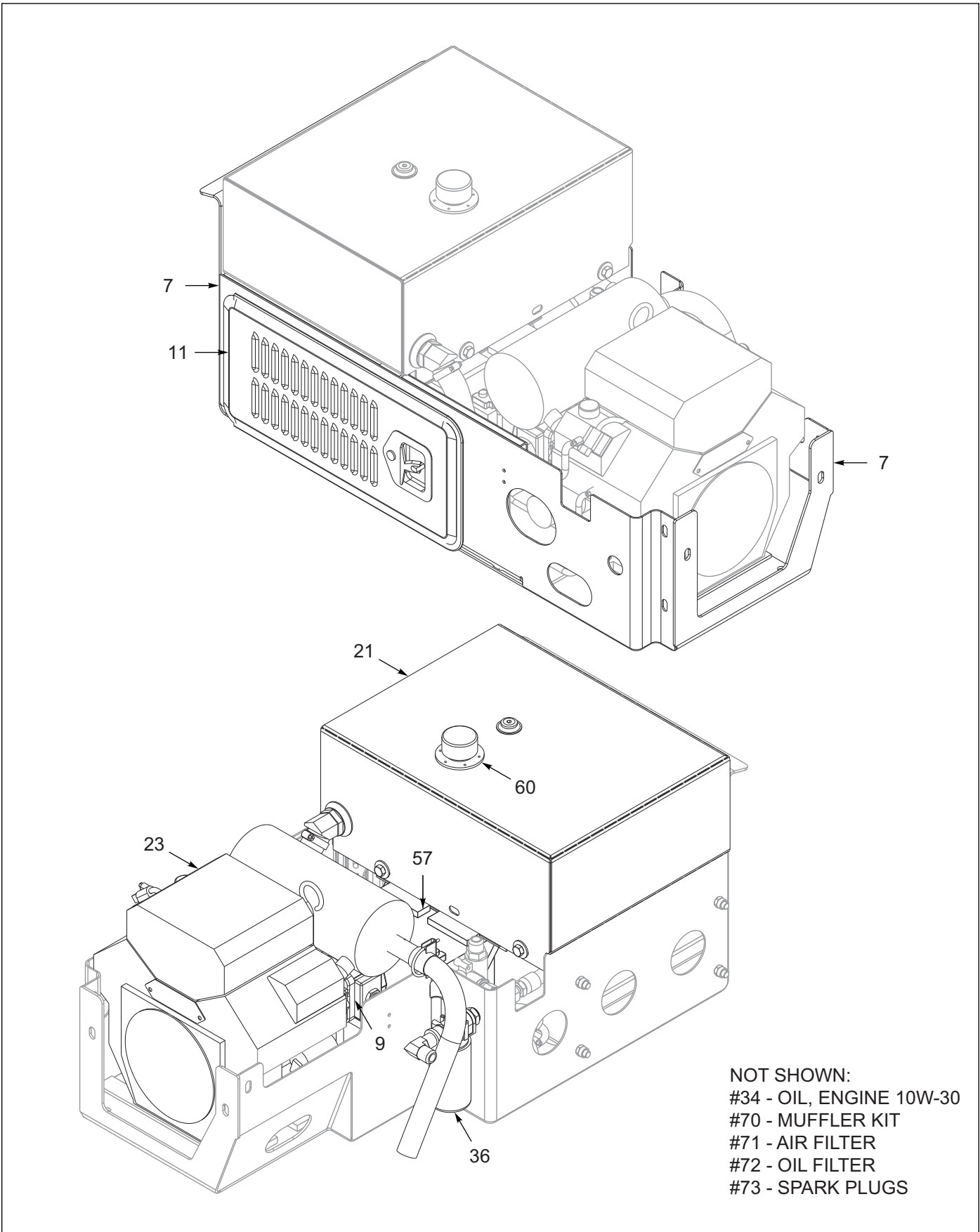


Figure 2-72: 25 HP Engine, 15 Gallon (OPTION) (AFTER 03/09/2012) (1 of 5)

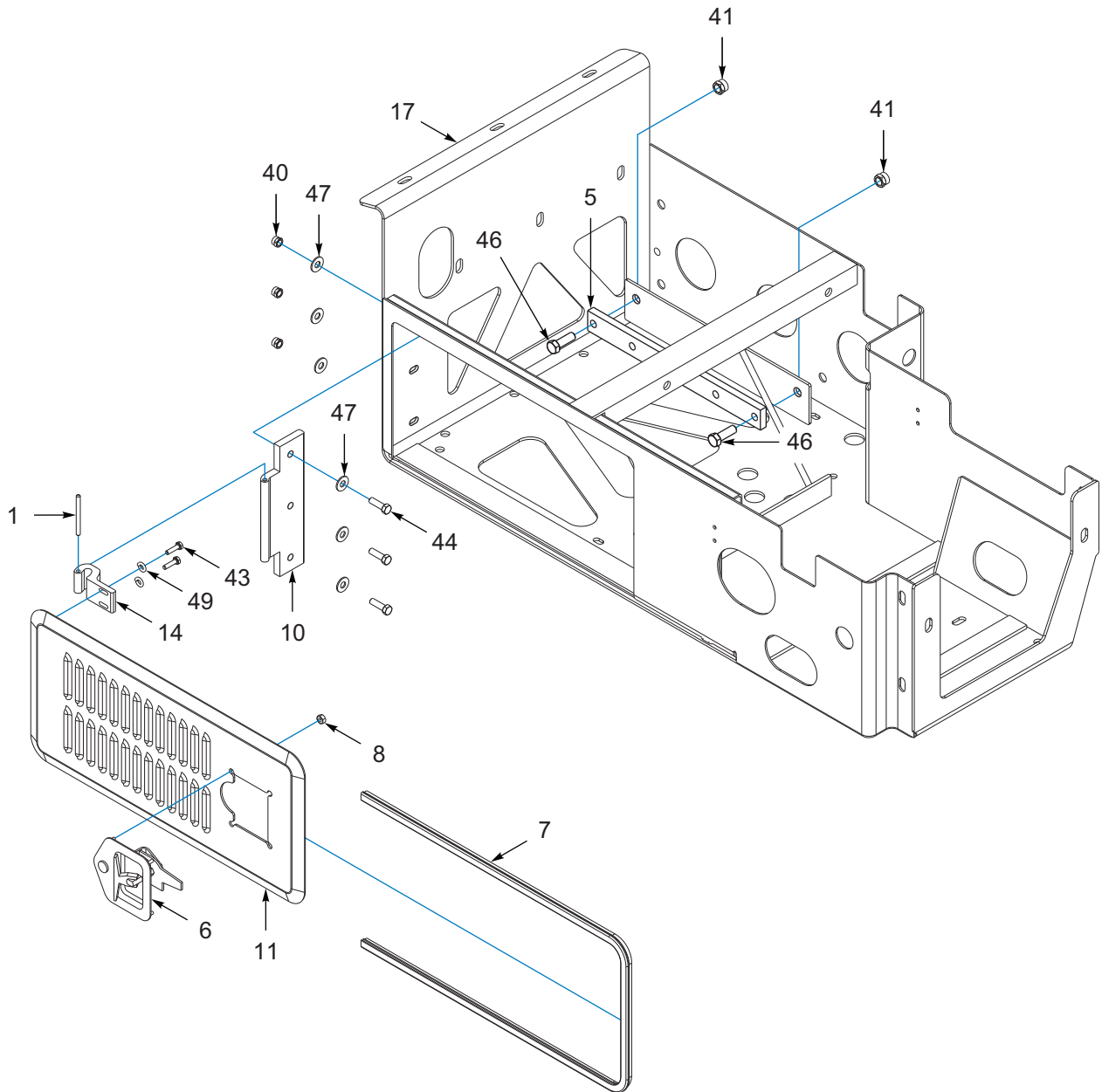


Figure 2-73: 25 HP Engine, 15 Gallon (OPTION) (AFTER 03/09/2012) (2 of 5)

ILLUSTRATED PARTS LIST

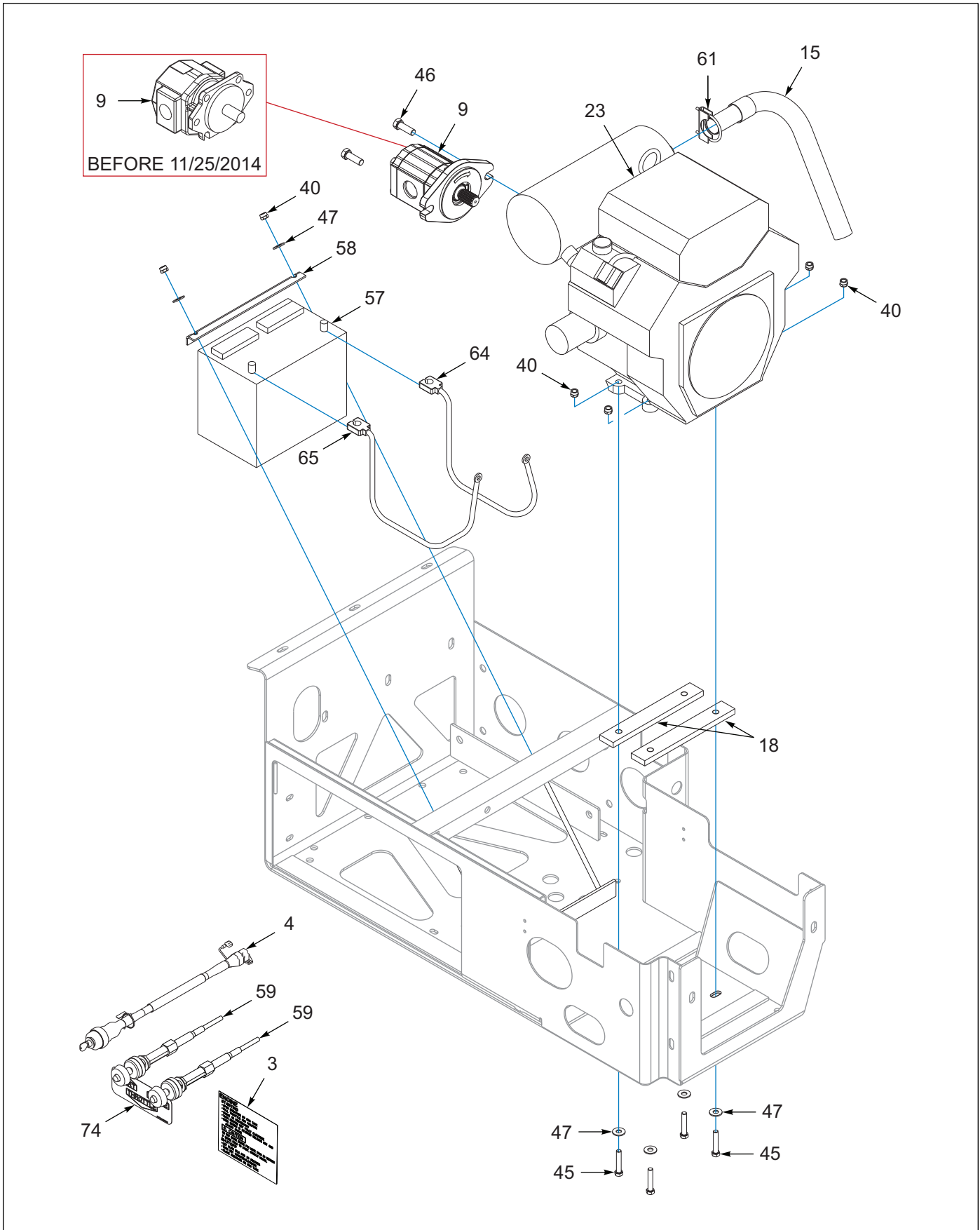


Figure 2-74: 25 HP Engine, 15 Gallon (OPTION) (AFTER 03/09/2012) (3 of 5)

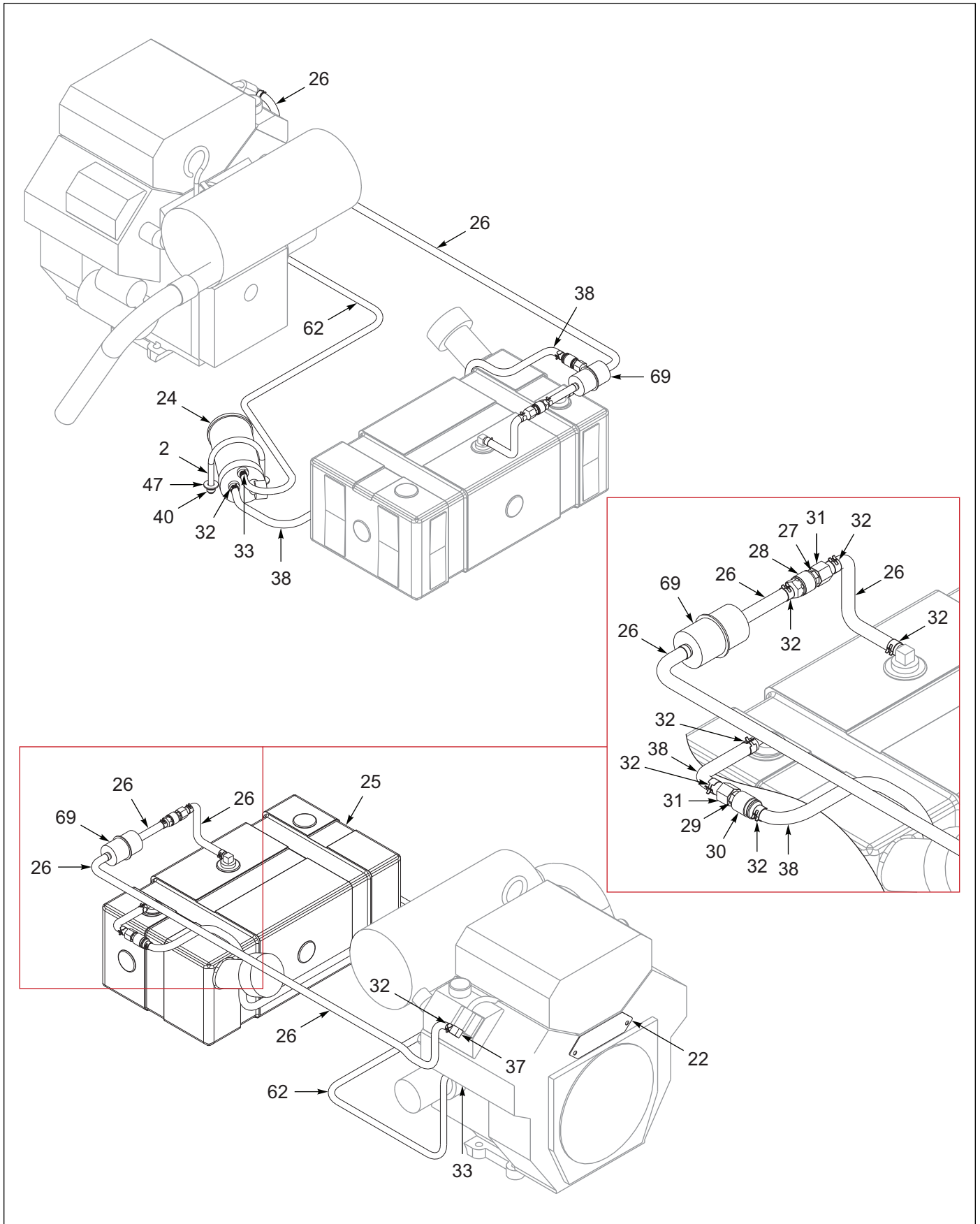
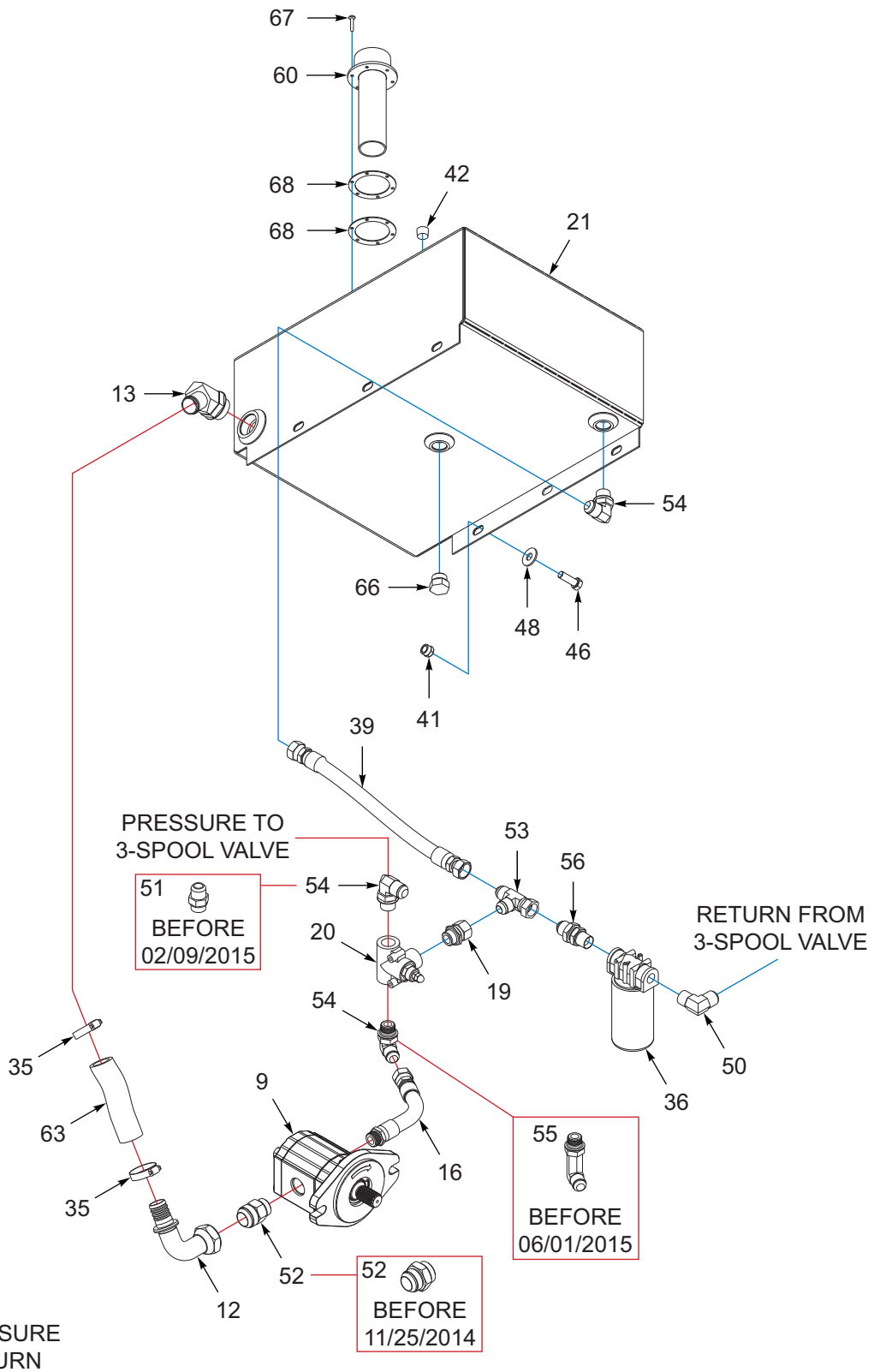


Figure 2-75: 25 HP Engine, 15 Gallon (OPTION) (AFTER 03/09/2012) (4 of 5)

ILLUSTRATED PARTS LIST



NOTES:
 RED = PRESSURE
 BLUE = RETURN

Figure 2-76: 25 HP Engine, 15 Gallon (OPTION) (AFTER 03/09/2012) (5 of 5)

25 HP ENGINE, 15 GALLON (OPTION) (AFTER 03/09/2012)

ITEM	PART NO.	DESCRIPTION	QTY.
	115601	ENG PKG 25HP GAS COMMON	--
1	108601	PIN, DOOR HINGE	2
2	110578	U-BOLT, 3/8-16 x 3-1/8 x 4-1/8	1
3	113388	DECAL,ENG PKG INSTR 600/900	1
4	113544	HARNES,ENG PKG IGN,600/900 (BEFORE 10/01/2013) (SWITCH NOT INCLUDED, ORDER 3-765-010050-SWITCH W/KEYS ONLY, 228958-KEYS ONLY)	1
4	178428	SWITCH/HARNES ASSY KOHLER UD (AFTER 04/10/2015) (INCLUDES 3-765-010050-SWITCH ONLY, 228958-KEY ONLY)	1
5	113856	MOUNT,ENG ISOLATOR,KOHLERCH25	1
6	114814	LATCH FOLDING T LOCKABLE (INCLUDES KEY CH545)	1
7	114815	SEAL, SPONGE RUBBER TRIM	5
8	115877	NUT HVY HEX 1/4-20 GR5	4
9	115888	PUMP, HYDRAULIC 0.88CID GEAR (BEFORE 11/25/2014)	1
9	186811	PUMP HYDRAULIC GEAR 0.77CID (AFTER 11/25/2014)	1
10	116326	HINGE,BASE MNT, COM ENG PKG	1
11	116328	MOUNT,DOOR WLDMT,COM ENG PKG	1
12	116330	FITTING 1.25F 37-1.25 BARB 90 (202702-16-20S)	1
13	117873	FITTING,1.63-12 SAE-1 25H/B45	1
14	119206	HINGE, DOOR ENG DRV, 25HP	2
15	119445	EXHAUST EXT WLDMT 25HP E/P	1
16	119577	HOSE 3/4X9 1-1/16 O/R 12SAE	1
17	120654	MOUNT WLDMT,ENG PKG,25 HP	1
18	120659	ISOLATOR, KOHLER 25HP MOUNT	2
19	120660	ADAPTER #12-O/RFEM-12#FL M	1
20	120661	VALVE,HYD PRES,#12SAE,2500P	1
21	120662	HYD TANK WLDMT, 15G E/P	1
22	123014	PLATE, MOTOR FRONT, 25HP E/P	1
23	127813	ENGINE,KOHLER 25HP, PUMP MNT (INCLUDES ITEM 70)	1
24	166766	CARBON CANISTER,FUEL TANK,GAS	1
25	169531	TANK,FUEL PLSTC,6 GAL,LOW PERM (NEW SYTLE)	1
26	169532	HOSE, FUEL,1/4 LOW PERM, CARB (BY THE FOOT)	5
27	170109	FITTING,1/4MPT TO MALE QD,FORC (BEFORE 02/01/2022, REQ 1 EACH) (AFTER 02/01/2022 OBSOLETE, USE ITEM 29, 202225)	--
28	170110	FITTING,5/16BARB TO FE QD,FORC (BEFORE 02/01/2022, REQ 1 EACH) (AFTER 02/01/2022 OBSOLETE, USE ITEM 30, 202226)	--
29	170111	FITTING,1/4MPT TO MALE QD,SUZU (BEFORE 10/01/2016, REQ 1 EACH)	--
29	202225	FITTING 1/4 MNPT/MALE QD (REPLACES 170111 AFTER 10/01/2016) (REPLACES 170109, ITEM 27 AFTER 02/01/2022)	2
30	170112	FITTING,5/16BARB TO FE QD,SUZU (BEFORE 10/01/2016, REQ 1 EACH)	--
30	202226	FITTING5/16 HOSEBARB/FEMALE QD (REPLACES 170112 AFTER 10/01/2016) (REPLACES 170110, ITEM 28 AFTER 02/01/2022)	2
31	173860	FITTING,1/4 HOSE BARBX1/4 FNPT	2

ILLUSTRATED PARTS LIST

25 HP ENGINE, 15 GALLON (OPTION) (AFTER 03/09/2012)

ITEM	PART NO.	DESCRIPTION	QTY.
32	178638	SPRING CLAMP, 1/2"OD FUEL HOSE	8
33	179090	SPRING CLAMP,7/16"OD FUEL HOSE	2
34	1410792	OIL, ENGINE 10W-30 (BY THE GALLON)	.5
35	1-181-010046-7	CLAMP,HOSE 1-1/16 TO 2DIA #24	2
36	1-295-010001	FILTER, RETURN LINE (1-295-010002-FILTER ONLY)	1
37	1-297-010034-01	FITTING,BR 1/4X1/8P 90 BARB	1
38	1-316-010013	HOSE,1/4 LOW PRESSURE FUEL (BY THE FOOT)	5
39	1-397-010304018	HOSE ASSY,3/4X18,SAE37,STR-ST	1
40	1-512-010005-05	NUT, HEX, SLFLKG GRB 3/8-16	11
41	1-512-010005-09	NUT,HEX,SLFLKG, 1/2-13 GRB	7
42	1-560-010002-04	PLUG, PIPE, 1/2NPT	1
43	1-654-010047-06	SCREW,HX CP 1/4-20UNCX1 GR5	4
44	1-654-010051-06	SCREW,HEX CAP 3/8-16UNCX1-1/4	3
45	1-654-010051-09	SCREW,HEX CAP,3/8-16UNCX2 GR5	4
46	1-654-010055-03	SCREW,HEX CAP,1/2-13UNCX1-1/2	9
47	1-861-010032-11	WASHER, FLAT 3/8 W ZP/CD	14
48	1-861-010032-15	WASHER, FLAT 1/2 W ZP/CD	5
49	1-861-010034-09	WASHER, LKG HLCL SPR, 1/4	4
50	2024-12-12S	ADAPTER 90 3/4MPT X3/4M JIC	1
51	202702-12-12S	ADAPTER,#12 O-RING X #12 TUBE (BEFORE 02/09/2015, REQ 1 EACH) (AFTER 02/09/2015 OBSOLETE, USE ITEM 54, 2062-12-12S)	--
52	202702-20-20S	ADAPTER #20 O-RING #20 TUBE (102-1092) (BEFORE 11/25/2014)	1
52	119553	CONNECTOR,O-RING/37FL,20-16 (AFTER 11/25/2014)	1
53	203102-12-12S	ADAPTER,TEE, #12, SAE37 SWIVL	1
54	2062-12-12S	ADAPTER,90,#12 O-RINGX#12TUBE (BEFORE 02/09/2015, REQ 1 EACH) (REPLACES 202702-12-12S, ITEM 51 AFTER 02/09/2015) (REPLACES 206209-12-12S, ITEM 55 AFTER 06/01/2015)	3
55	206209-12-12S	ADAPTER,90LONG,#12 O-RINGTUBE (BEFORE 06/01/2015, REQ 1 EACH) (AFTER 06/01/2015 OBSOLETE, USE ITEM 54, 2062-12-12S)	--
56	2240-12-12S	ADAPTER,BLKHD,3/4NPT-3/4TBE	1
57	2481X	BATTERY 12 VOLT	1
58	3-120-010124	BATTERY CLAMP BRKT	1
59	3-155-010012	CABLE THROTTLE (200108-HEAD ASSY, 01-5000-05 BULK HEAD FITTING)	2
60	3-162-010001	FILLER BREATHER STRAINER ASSY	1
61	3-182-010028	CLAMP MUFFLER	1
62	3-316-010008	3/16 ID FUEL HOSE (BY THE FOOT)	3
63	3-399-010001006	HOSE 1-1/4X0'-6" SUCTION (BEFORE 01/13/2017)	1
63	193904	HOSE, 1-1/4 X 7-1/2, SUCTION (AFTER 01/13/2017)	1
64	514-9045-26	CABLE ASSY BATTERY POSITIVE	1
65	514-9073-18	CABLE ASSY BATTERY NEG 18 LNG	1
66	900598-12S	PLUG, O-RING BOSS #12	1
67	1-656-010003051	SCREW,RH HD MACH 10-24X3/4	6
68	223220	GASKET, HYD TANK FILLER	2
69	192991	FUEL FILTER (INCLUDES HOSE CLAMPS)	1
70	128501	MUFFLER KIT KOHLER 25HP (NOT SHOWN)	1

25 HP ENGINE, 15 GALLON (OPTION) (AFTER 03/09/2012)

ITEM	PART NO.	DESCRIPTION	QTY.
71	192744	AIR FILTER (NOT SHOWN)	1
72	192745	OIL FILTER (NOT SHOWN)	1
73	192746	SPARK PLUGS (SET OF 4) (NOT SHOWN)	1
74	3-573-010506	DECAL,ENGINE,345A CONTROL	1

ILLUSTRATED PARTS LIST

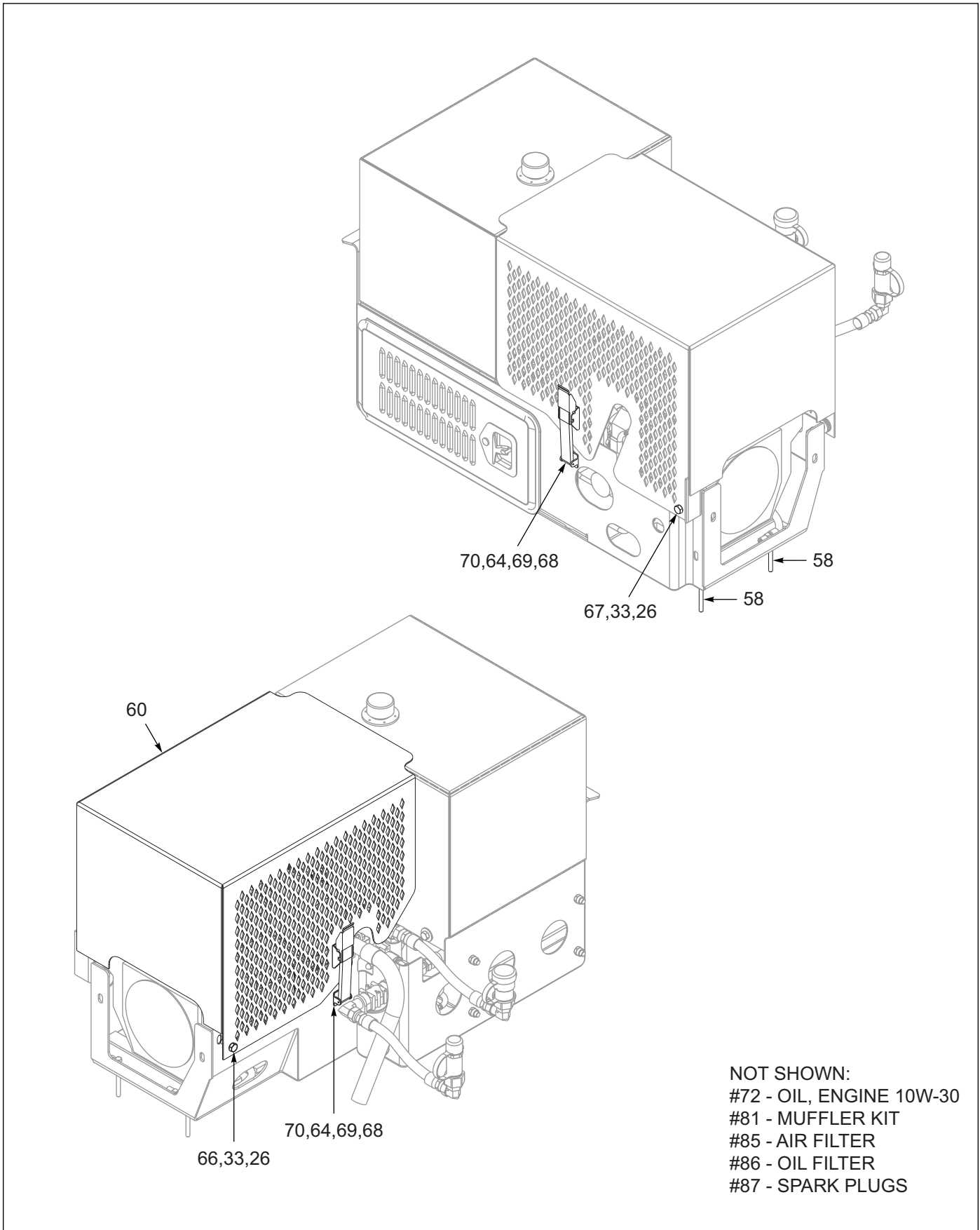


Figure 2-77: 25 HP Engine, 30 Gallon (OPTION) (BEFORE 10/16/2012) (1 of 5)

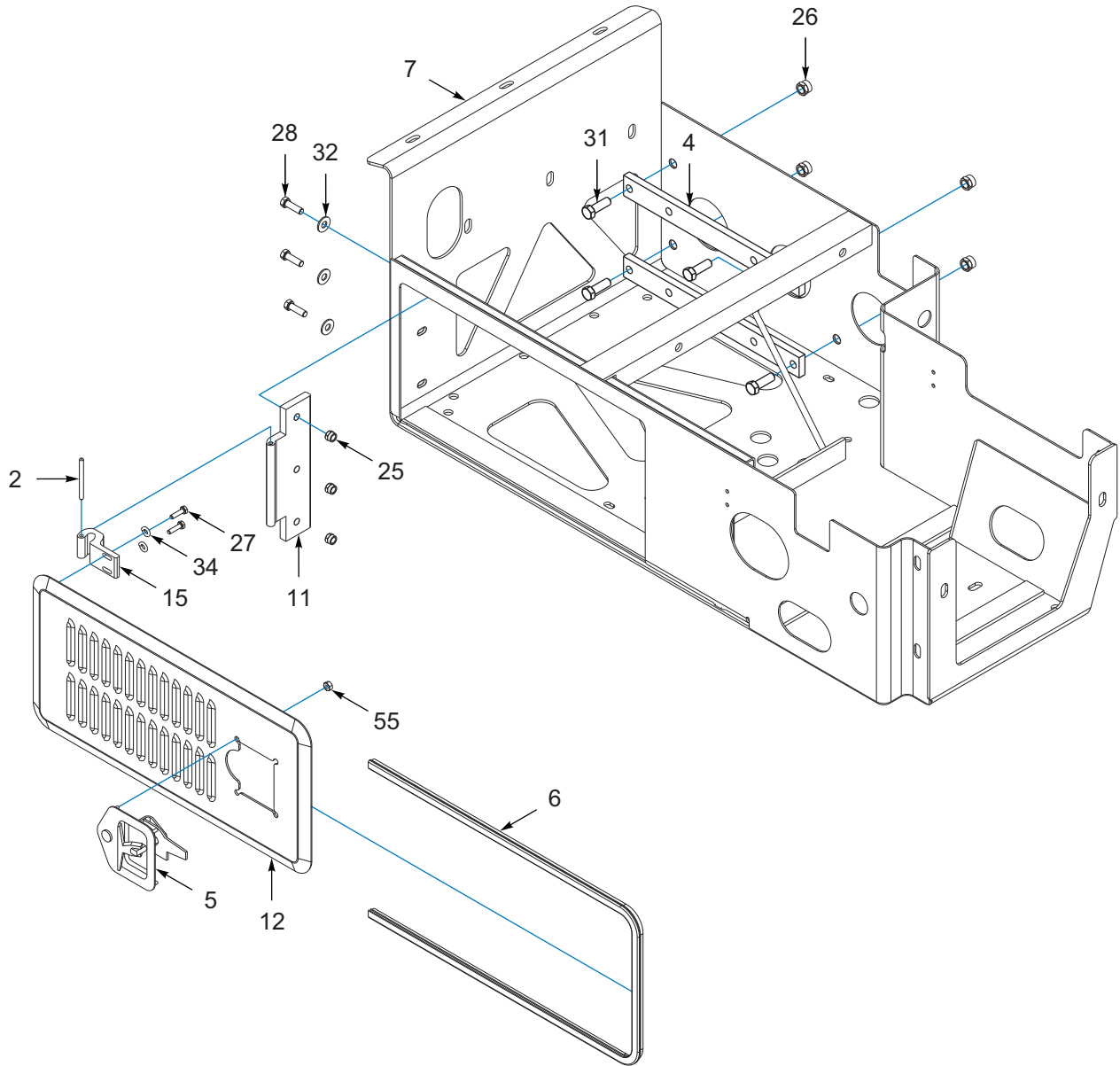


Figure 2-78: 25 HP Engine, 30 Gallon (OPTION) (BEFORE 10/16/2012) (2 of 5)

ILLUSTRATED PARTS LIST

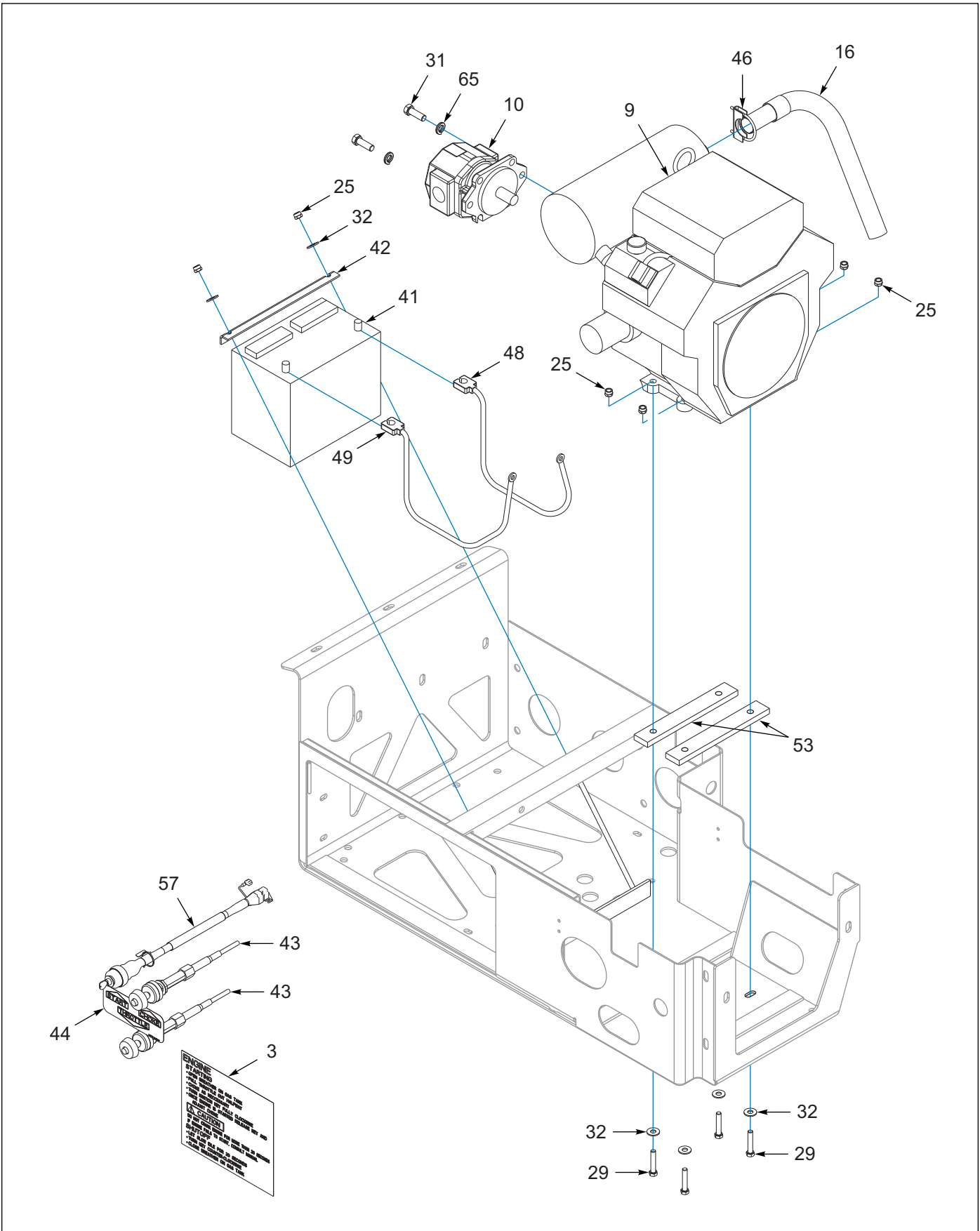


Figure 2-79: 25 HP Engine, 30 Gallon (OPTION) (BEFORE 10/16/2012) (3 of 5)

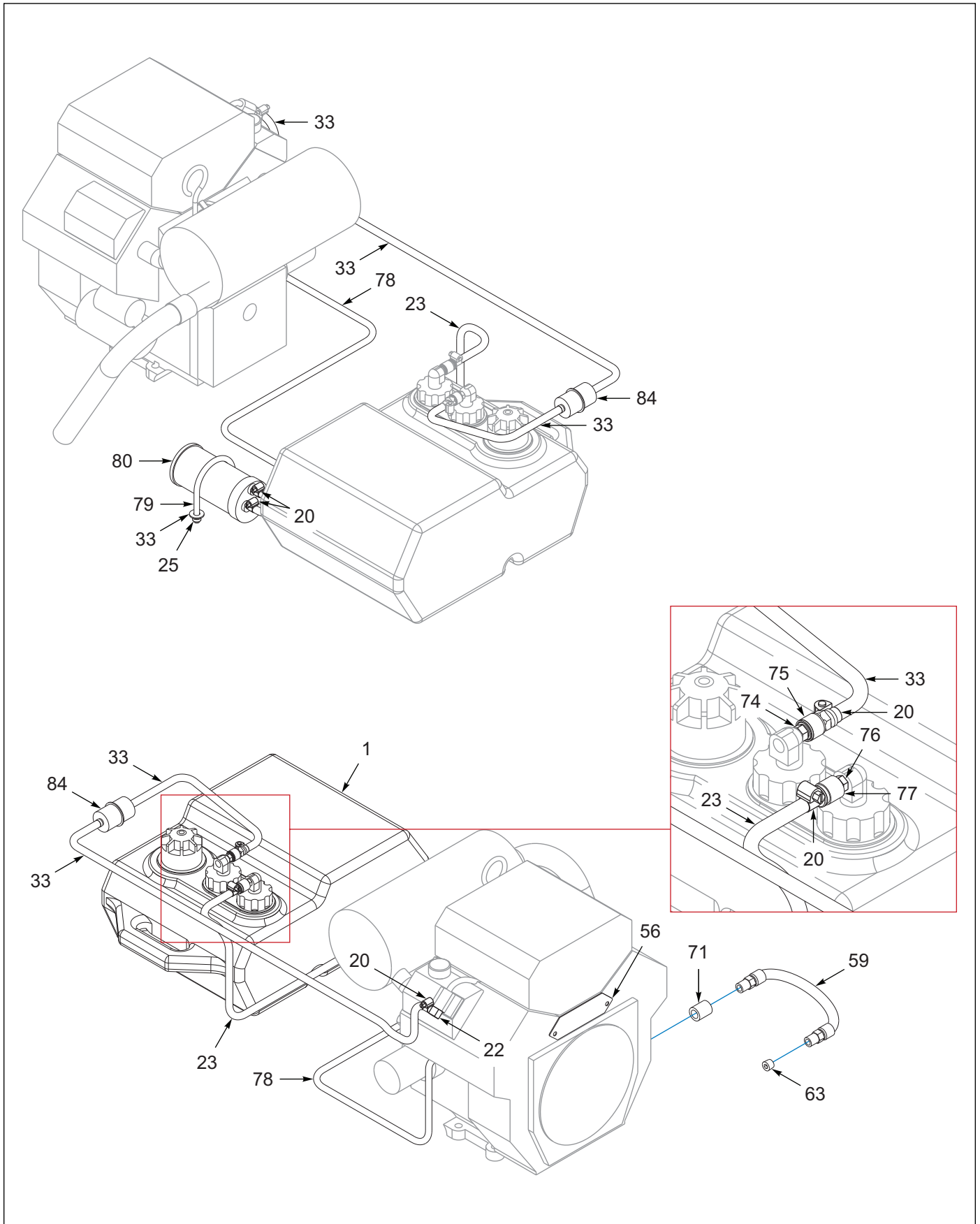


Figure 2-80: 25 HP Engine, 30 Gallon (OPTION) (BEFORE 10/16/2012) (4 of 5)

ILLUSTRATED PARTS LIST

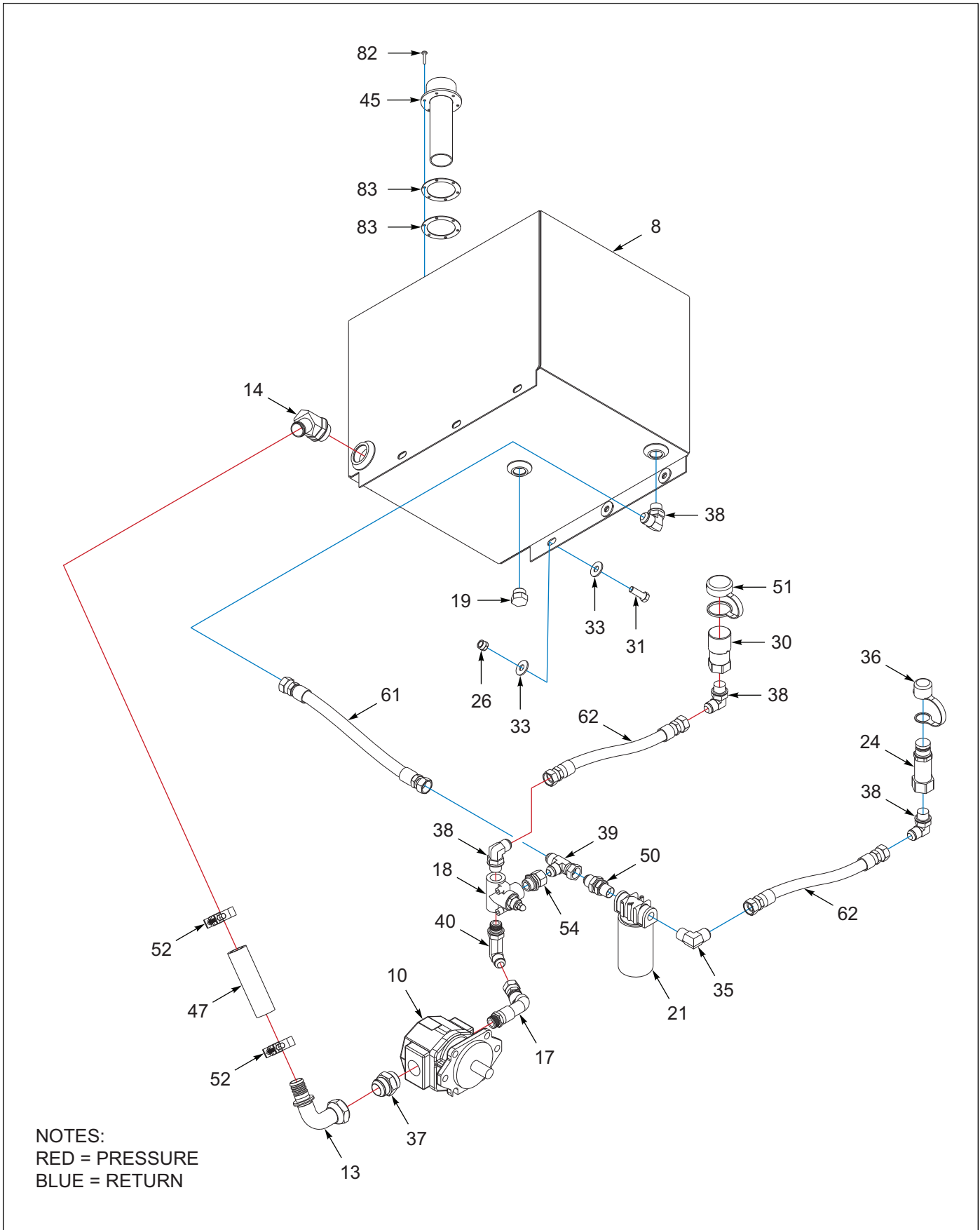


Figure 2-81: 25 HP Engine, 30 Gallon (OPTION) (BEFORE 10/16/2012) (5 of 5)

25 HP ENGINE, 30 GALLON (OPTION) (BEFORE 10/16/2012)

ITEM	PART NO.	DESCRIPTION	QTY.
	123166	ENG PKG 25 HP U/D 317	--
1	-----	TANK,FUEL PLSTC,6 GAL,LOW PERM (OLD STYLE 169531-V2)	1
2	108601	PIN, DOOR HINGE	2
3	113388	DECAL,ENG PKG INSTR 600/900	1
4	113856	MOUNT,ENG ISOLATOR,KOHLERCH25	2
5	114814	LATCH FOLDING T LOCKABLE (INCLUDES KEY CH545)	1
6	114815	SEAL, SPONGE RUBBER TRIM	5
7	120654	MOUNT WLDMT,ENG PKG,25 HP	1
8	129264	HYD TANK WLDMT, 30G E/P	1
9	127813	ENGINE,KOHLER 25HP, PUMP MNT (INCLUDES ITEM 81-MUFFLER KIT)	1
10	115888	PUMP, HYDRAULIC 0.88CID GEAR	1
11	116326	HINGE,BASE MNT, COM ENG PKG	1
12	116328	MOUNT,DOOR WLDMT,COM ENG PKG	1
13	116330	FITTING 1.25F 37-1.25 BARB 90 (202702-16-20S)	1
14	117873	FITTING,1.63-12 SAE-1 25H/B45	1
15	119206	HINGE, DOOR ENG DRV, 25HP	2
16	119445	EXHAUST EXT WLDMT 25HP E/P	1
17	119577	HOSE 3/4X9 1-1/16 O/R 12SAE	1
18	120661	VALVE,HYD PRES,#12SAE,2500P	1
19	900598-12S	PLUG, O-RING BOSS #12	1
20	105-0105	CLAMP,HOSE IDEAL 6203	6
21	1-295-010001	FILTER, RETURN LINE (1-295-010002-FILTER ONLY)	1
22	1-297-010034-01	FITTING,BR 1/4X1/8P 90 BARB	1
23	1-316-010013	HOSE,1/4 LOW PRESSURE FUEL (BY THE FOOT)	5
24	105479	COUPLER FLAT FACE MALE NOSE (SEE PAGE 2-169) (BEFORE 03/01/2022 - SILVER BODY)	1
24	239677	COUPLER FL FACE ISO -12 MALE (SEE PAGE 2-169) (AFTER 03/01/2022 - BLACK BODY)	1
25	1-512-010005-05	NUT, HEX, SLFLKG GRB 3/8-16	15
26	1-512-010005-09	NUT,HEX,SLFLKG, 1/2-13 GRB	12
27	1-654-010047-06	SCREW,HX CP 1/4-20UNCX1 GR5	4
28	1-654-010051-06	SCREW,HEX CAP 3/8-16UNCX1-1/4	3
29	1-654-010051-09	SCREW,HEX CAP,3/8-16UNCX2 GR5	6
30	105480	COUPLER FLAT FACE FEMALE BODY (SEE PAGE 2-169) (BEFORE 03/01/2022)	1
30	239678	COUPLER FL FACE ISO -12 FEMALE (SEE PAGE 2-169) (AFTER 03/01/2022)	1
31	1-654-010055-03	SCREW,HEX CAP,1/2-13UNCX1-1/2	12
32	1-861-010032-11	WASHER, FLAT 3/8 W ZP/CD	9
33	1-861-010032-15	WASHER, FLAT 1/2 W ZP/CD	16
34	1-861-010034-09	WASHER, LKG HLCL SPR, 1/4	4
35	2024-12-12S	ADAPTER 90 3/4MPT X3/4M JIC	1
36	105481	COUPLER DUST CAP MALE (BEFORE 03/01/2022)	1
36	239679	DUST CAP -12 ISO MALE COUPLER (AFTER 03/01/2022)	1
37	202702-20-20S	ADAPTER #20 O-RING #20 TUBE (102-1092)	1
38	2062-12-12S	ADAPTER,90,#12 O-RINGX#12TUBE	4
39	203102-12-12S	ADAPTER,TEE, #12, SAE37 SWIVL	1
40	206209-12-12S	ADAPTER,90LONG,#12 O-RINGTUBE	1

ILLUSTRATED PARTS LIST

25 HP ENGINE, 30 GALLON (OPTION) (BEFORE 10/16/2012)

ITEM	PART NO.	DESCRIPTION	QTY.
41	2481X	BATTERY 12 VOLT	1
42	3-120-010124	BATTERY CLAMP BRKT	1
43	128774	CABLE, THROTTLE 40' (200108-HEAD ASSY, 01-5000-05 BULK HEAD FITTING)	2
44	3-573-010506	DECAL,ENGINE,345A CONTROL	1
45	3-162-010001	FILLER BREATHER STRAINER ASSY	1
46	3-182-010028	CLAMP MUFFLER	1
47	3-399-010001006	HOSE 1-1/4X0'-6" SUCTION	1
48	514-9045-26	CABLE ASSY BATTERY POSITIVE	1
49	514-9073-18	CABLE ASSY BATTERY NEG 18 LNG	1
50	2240-12-12S	ADAPTER,BLKHD,3/4NPT-3/4TBE	1
51	105482	COUPLER DUST CAP FEMALE (BEFORE 03/01/2022)	1
51	239680	DUST CAP FEMALE COUPLER -12ISO (AFTER 03/01/2022)	1
52	1-181-010046-7	CLAMP,HOSE 1-1/16 TO 2DIA #24	2
53	120659	ISOLATOR, KOHLER 25HP MOUNT	2
54	120660	ADAPTER #12-O/RFEM-12#FL M	1
55	115877	NUT HVY HEX 1/4-20 GR5	4
56	123014	PLATE, MOTOR FRONT, 25HP E/P	1
57	113544	HARNESS,ENG PKG IGN,600/900 (BEFORE 10/01/2013) (SWITCH NOT INCLUDED, ORDER 3-765-010050-SWITCH W/KEYS ONLY, 228958-KEYS ONLY)	2
58	108295	SCREW,HX CP 3/8-16UNCX4 GR5	2
59	1-397-010312032	HOSE ASSY,3/8X32,3/8 MPT ENDS	1
60	129287	COVER WLDMT U/D ENG PKG 30GAL	1
61	1-397-010304018	HOSE ASSY,3/4X18,SAE37,STR-ST	1
62	1-397-010304060	HOSE ASSY,3/4X60,SAE37,STR-ST	2
63	1-560-010002-03	PLUG, PIPE, 3/8NPTF	1
64	1-512-010004-03	NUT,HEX,SLFLK 10-24UNC, GRA	8
65	1-861-010034-13	WASHER, LKG HLCL SPR, 1/2	2
66	1-654-010055-02	SCREW 1/2-13UNCX1-1/4 CP GR5	1
67	1-654-010055-09	SCREW,HX CP,1/2-13UNCX3 GR5	1
68	110-0116	SCREW RD HD CAP 10-24X3/4	8
69	110-0253	WASHER,FLAT 3/16 STD	8
70	3-443-010018	LATCH,FLEX DRAW,LEVER ASSIST	2
71	3/8P COUPL	BLK PIPE COUPLING	1
72	1410792	OIL, ENGINE 10W-30 (BY THE GALLON, NOT SHOWN)	.5
73	169532	HOSE, FUEL,1/4 LOW PERM, CARB (BY THE FOOT)	5
74	170109	FITTING,1/4MPT TO MALE QD,FORC	1
75	170110	FITTING,5/16BARB TO FE QD,FORC	1
76	170111	FITTING,1/4MPT TO MALE QD,SUZU	1
77	170112	FITTING,5/16BARB TO FE QD,SUZU	1
78	3-316-010008	3/16 ID FUEL HOSE (BY THE FOOT)	5
79	110578	U-BOLT, 3/8-16 x 3-1/8 x 4-1/8	1
80	166766	CARBON CANISTER,FUEL TANK,GAS	1
81	128501	MUFFLER KIT KOHLER 25HP (NOT SHOWN)	1
82	1-656-010003051	SCREW,RH HD MACH 10-24X3/4	6
83	223220	GASKET, HYD TANK FILLER	2
84	192991	FUEL FILTER (INCLUDES HOSE CLAMPS)	1
85	192744	AIR FILTER (NOT SHOWN)	1

25 HP ENGINE, 30 GALLON (OPTION) (BEFORE 10/16/2012)

ITEM	PART NO.	DESCRIPTION	QTY.
86	192745	OIL FILTER (NOT SHOWN)	1
87	192746	SPARK PLUGS (SET OF 4, NOT SHOWN)	1

ILLUSTRATED PARTS LIST

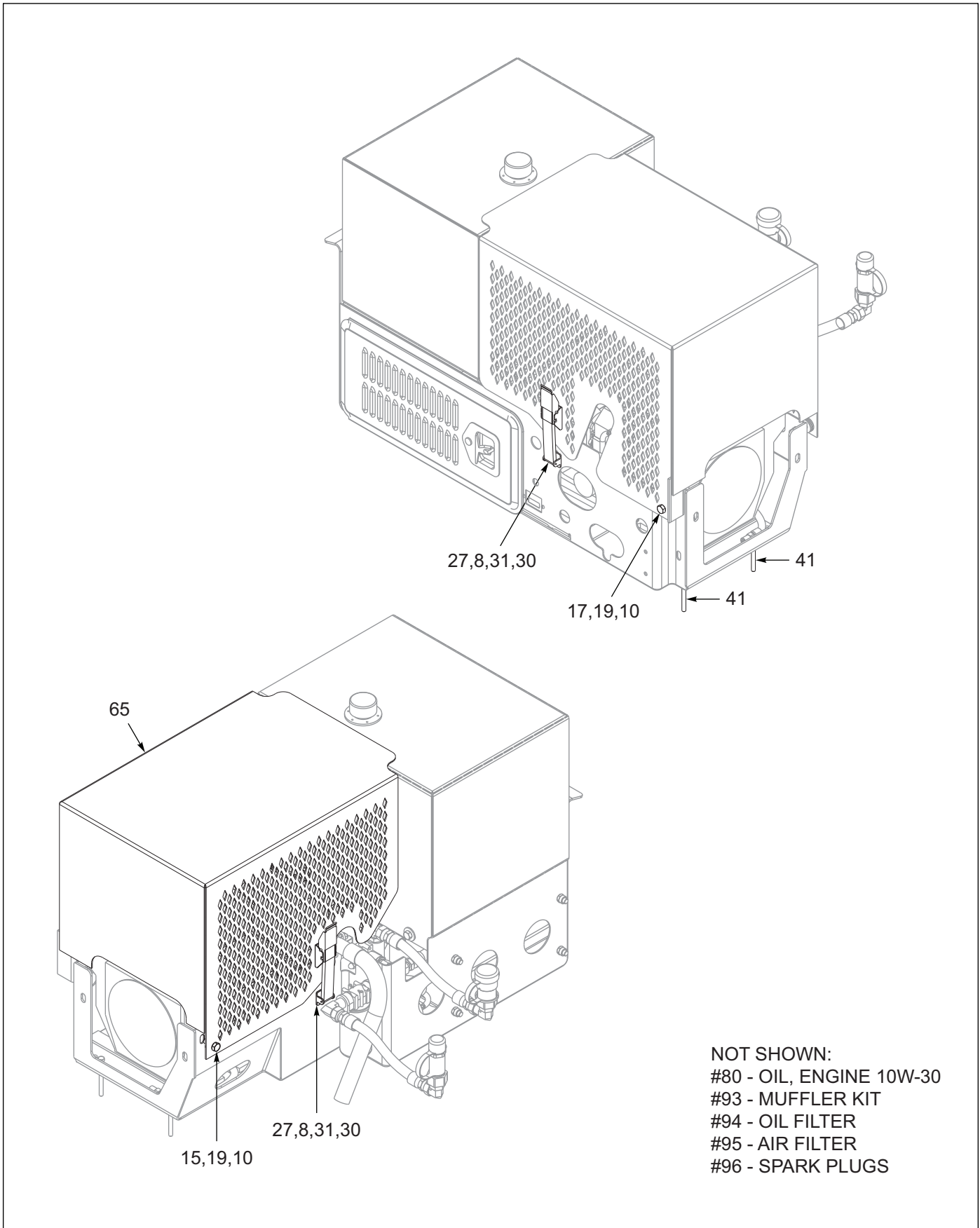


Figure 2-82: 25 HP Engine, 30 Gallon (OPTION) (AFTER 10/16/2012) (1 of 5)

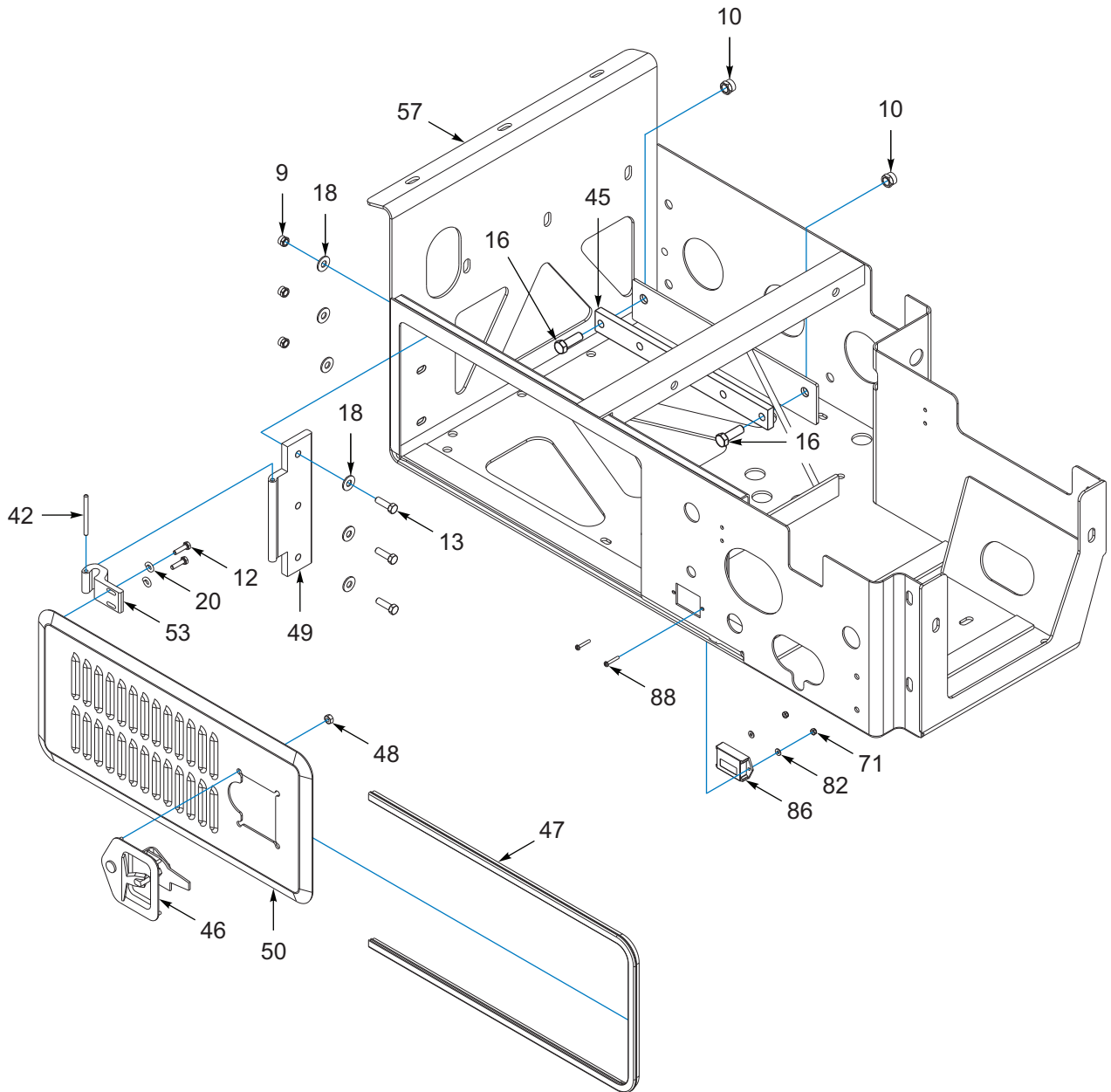


Figure 2-83: 25 HP Engine, 30 Gallon (OPTION) (AFTER 10/16/2012) (2 of 5)

ILLUSTRATED PARTS LIST

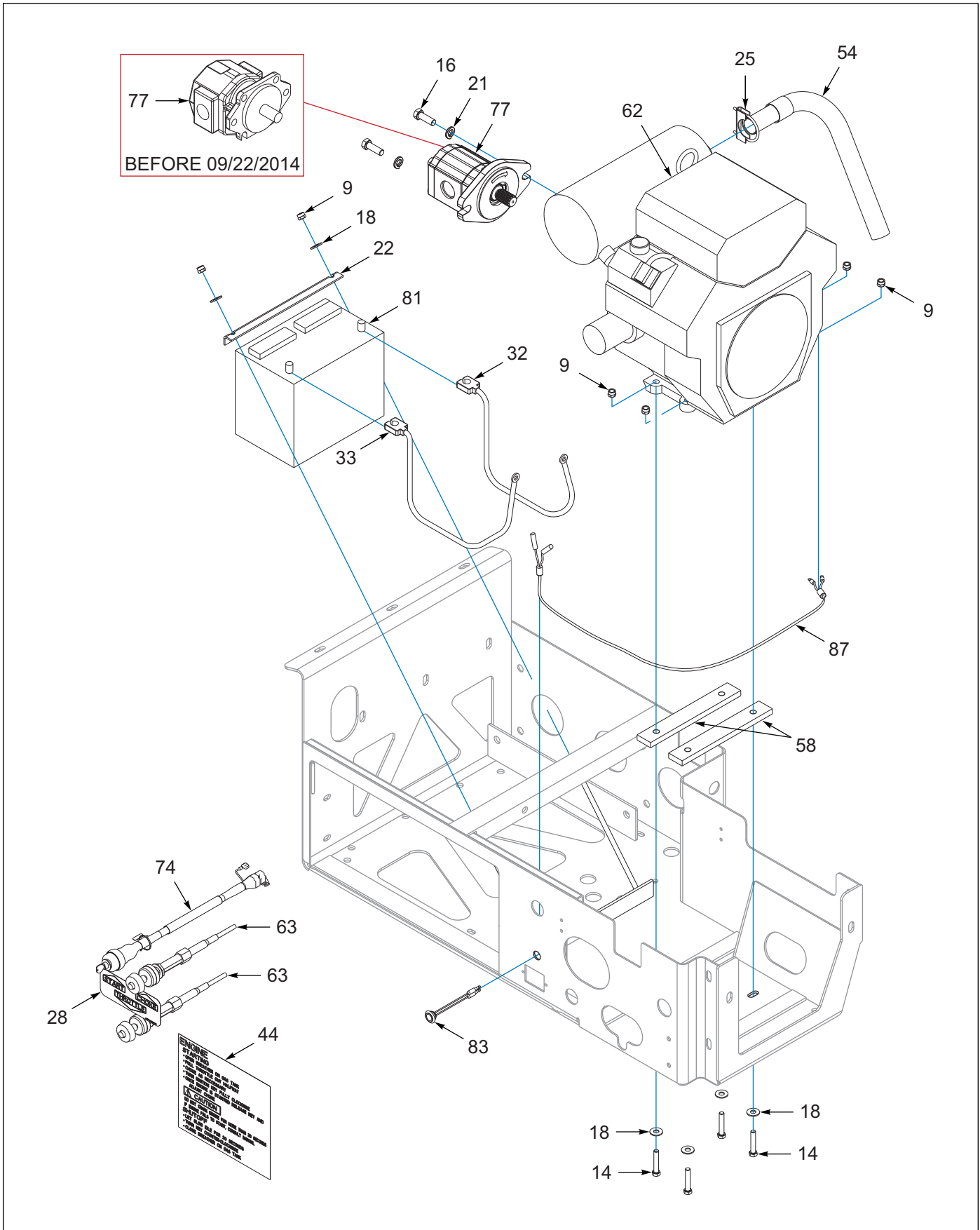


Figure 2-84: 25 HP Engine, 30 Gallon (OPTION) (AFTER 10/16/2012) (3 of 5)

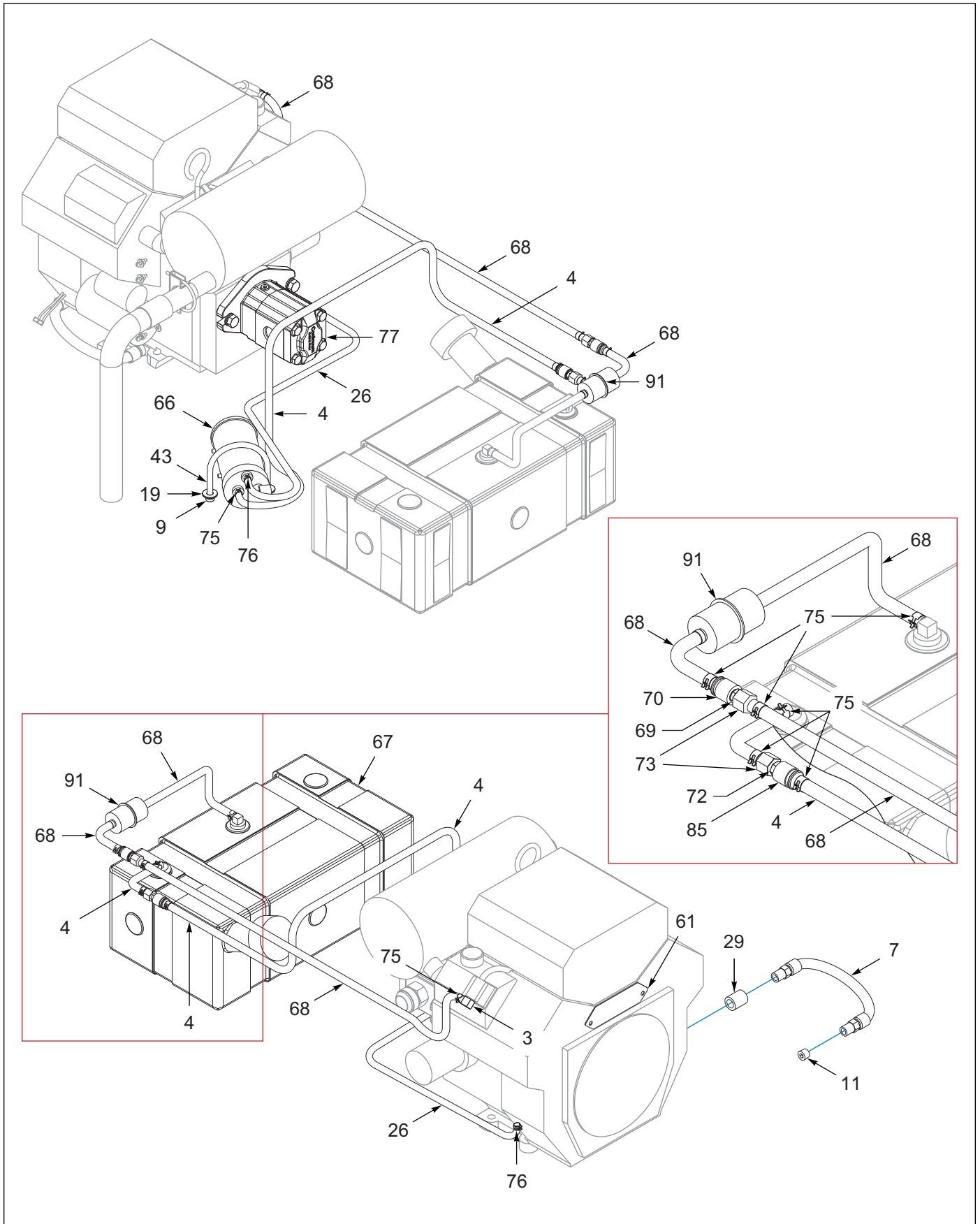


Figure 2-85: 25 HP Engine, 30 Gallon (OPTION) (AFTER 10/16/2012) (4 of 5)

ILLUSTRATED PARTS LIST

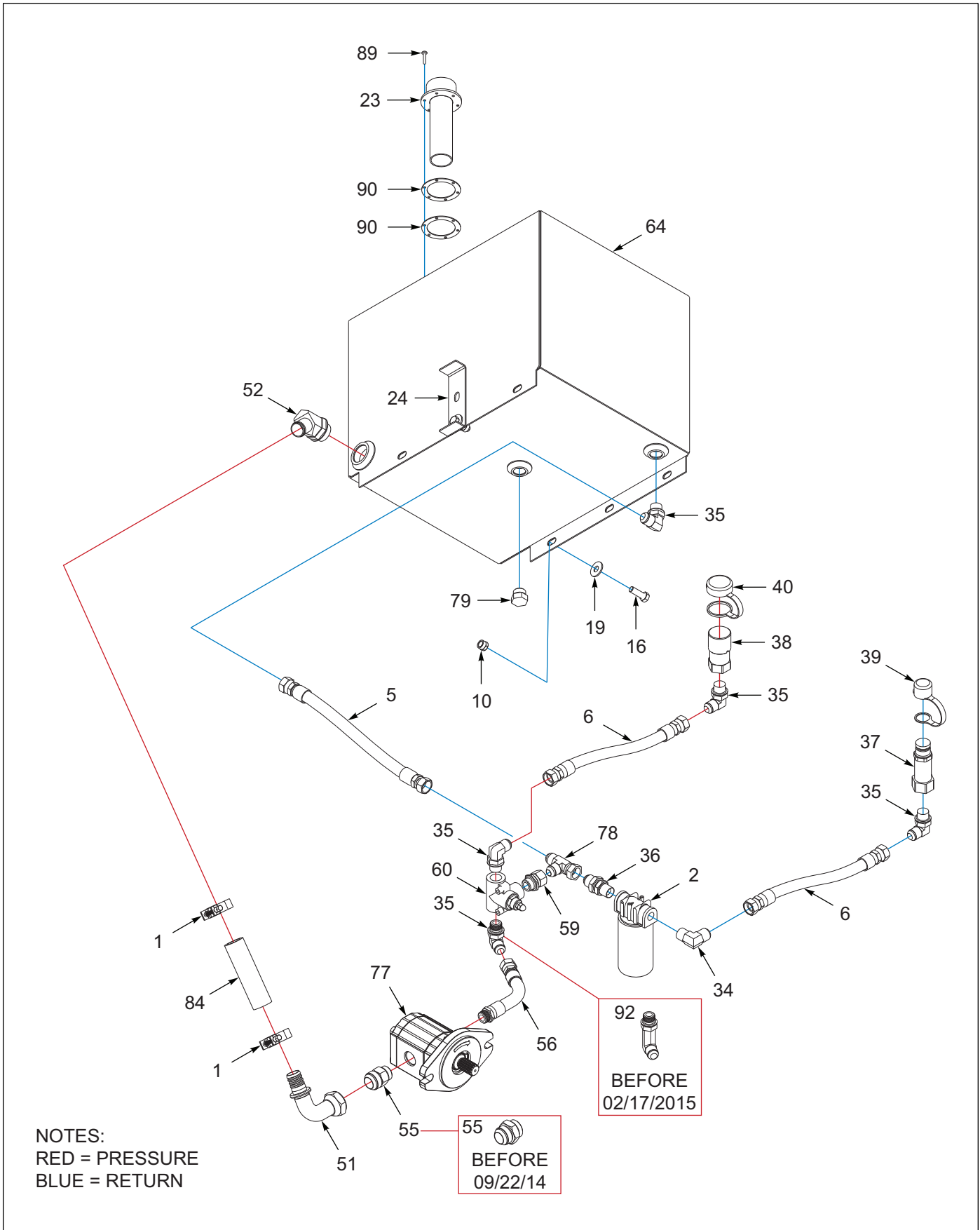


Figure 2-86: 25 HP Engine, 30 Gallon (OPTION) (AFTER 10/16/2012) (5 of 5)

25 HP ENGINE, 30 GALLON (OPTION) (AFTER 10/16/2012)

ITEM	PART NO.	DESCRIPTION	QTY.
	123166	ENG PKG 25 HP U/D 317	--
1	1-181-010046-7	CLAMP,HOSE 1-1/16 TO 2DIA #24	2
2	1-295-010001	FILTER, RETURN LINE (1-295-010002-FILTER ONLY)	1
3	1-297-010034-01	FITTING,BR 1/4X1/8P 90 BARB	1
4	1-316-010013	HOSE,1/4 LOW PRESSURE FUEL (BY THE FOOT)	5
5	1-397-010304018	HOSE ASSY,3/4X18,SAE37,STR-ST	1
6	1-397-010304060	HOSE ASSY,3/4X60,SAE37,STR-ST	2
7	1-397-010312032	HOSE ASSY,3/8X32,3/8 MPT ENDS	1
8	1-512-010004-03	NUT,HEX,SLFLK 10-24UNC, GRA	8
9	1-512-010005-05	NUT, HEX, SLFLKG GRB 3/8-16	15
10	1-512-010005-09	NUT,HEX,SLFLKG, 1/2-13 GRB	10
11	1-560-010002-03	PLUG, PIPE, 3/8NPTF	1
12	1-654-010047-06	SCREW,HX CP 1/4-20UNCX1 GR5	4
13	1-654-010051-06	SCREW,HEX CAP 3/8-16UNCX1-1/4	3
14	1-654-010051-09	SCREW,HEX CAP,3/8-16UNCX2 GR5	6
15	1-654-010055-02	SCREW 1/2-13UNCX1-1/4 CP GR5	1
16	1-654-010055-03	SCREW,HEX CAP,1/2-13UNCX1-1/2	10
17	1-654-010055-09	SCREW,HX CP,1/2-13UNCX3 GR5	1
18	1-861-010032-11	WASHER, FLAT 3/8 W ZP/CD	22
19	1-861-010032-15	WASHER, FLAT 1/2 W ZP/CD	14
20	1-861-010034-09	WASHER, LKG HLCL SPR, 1/4	4
21	1-861-010034-13	WASHER, LKG HLCL SPR, 1/2	2
22	3-120-010124	BATTERY CLAMP BRKT	1
23	3-162-010001	FILLER BREATHER STRAINER ASSY	1
24	173887	BRACKET, ENG PACKAGE (BEFORE 08/08/2013)	1
24	3-181-010006	HOSE CLAMP 350 (AFTER 08/08/2013)	1
25	3-182-010028	CLAMP MUFFLER	1
26	3-316-010008	3/16 ID FUEL HOSE (BY THE FOOT)	3
27	3-443-010018	LATCH,FLEX DRAW,LEVER ASSIST	2
28	3-573-010506	DECAL,ENGINE,345A CONTROL	1
29	3/8P COUPL	BLK PIPE COUPLING	1
30	110-0116	SCREW RD HD CAP 10-24X3/4	8
31	110-0253	WASHER,FLAT 3/16 STD	8
32	514-9045-26	CABLE ASSY BATTERY POSITIVE	1
33	514-9073-18	CABLE ASSY BATTERY NEG 18 LNG	1
34	2024-12-12S	ADAPTER 90 3/4MPT X3/4M JIC	1
35	2062-12-12S	ADAPTER,90,#12 O-RINGX#12TUBE (BEFORE 02/17/2015, REQ 1 EACH) (REPLACES 206209-12-12S, ITEM 92 AFTER 02/17/2015)	5
36	2240-12-12S	ADAPTER,BLKHD,3/4NPT-3/4TBE	1
37	105479	COUPLER FLAT FACE MALE NOSE (SEE PAGE 2-169) (BEFORE 03/01/2022 - SILVER BODY)	1
37	239677	COUPLER FL FACE ISO -12 MALE (SEE PAGE 2-169) (AFTER 03/01/2022 - BLACK BODY)	1
38	105480	COUPLER FLAT FACE FEMALE BODY (SEE PAGE 2-169) (BEFORE 03/01/2022)	1
38	239678	COUPLER FL FACE ISO -12 FEMALE (SEE PAGE 2-169) (AFTER 03/01/2022)	1
39	105481	COUPLER DUST CAP MALE (BEFORE 03/01/2022)	1

ILLUSTRATED PARTS LIST

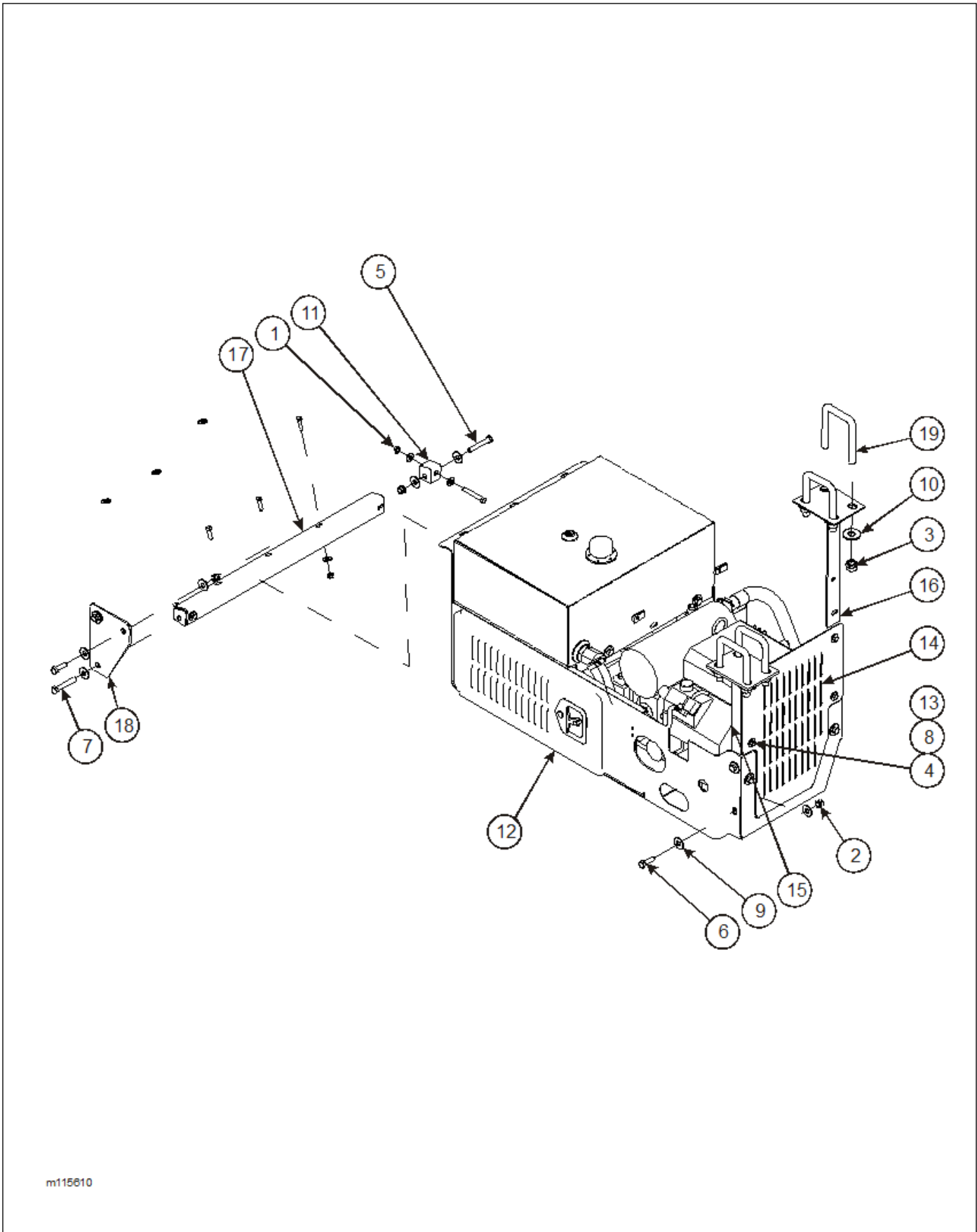
25 HP ENGINE, 30 GALLON (OPTION) (AFTER 10/16/2012)

ITEM	PART NO.	DESCRIPTION	QTY.
39	239679	DUST CAP -12 ISO MALE COUPLER (AFTER 03/01/2022)	1
40	105482	COUPLER DUST CAP FEMALE (BEFORE 03/01/2022)	1
40	239680	DUST CAP FEMALE COUPLER -12ISO (AFTER 03/01/2022)	1
41	108295	SCREW,HX CP 3/8-16UNCX4 GR5	2
42	108601	PIN, DOOR HINGE	2
43	110578	U-BOLT, 3/8-16 x 3-1/8 x 4-1/8	1
44	113388	DECAL,ENG PKG INSTR 600/900	1
45	113856	MOUNT,ENG ISOLATOR,KOHLERCH25	1
46	114814	LATCH FOLDING T LOCKABLE (INCLUDES KEY CH545)	1
47	114815	SEAL, SPONGE RUBBER TRIM	1
48	115877	NUT HVY HEX 1/4-20 GR5	4
49	116326	HINGE,BASE MNT, COM ENG PKG	1
50	116328	MOUNT,DOOR WLDMT,COM ENG PKG	1
51	116330	FITTING 1.25F 37-1.25 BARB 90 (202702-16-20S)	1
52	117873	FITTING,1.63-12 SAE-1 25H/B45	1
53	119206	HINGE, DOOR ENG DRV, 25HP	2
54	119445	EXHAUST EXT WLDMT 25HP E/P	1
55	202702-20-20S	ADAPTER #20 O-RING #20 TUBE (102-1092) (BEFORE 09/22/2014)	1
55	119553	CONNECTOR,O-RING/37FL,20-16 (AFTER 09/22/2014)	1
56	119577	HOSE 3/4X9 1-1/16 O/R 12SAE	1
57	120654	MOUNT WLDMT,ENG PKG,25 HP	1
58	120659	ISOLATOR, KOHLER 25HP MOUNT	2
59	120660	ADAPTER #12-O/RFEM-12#FL M	1
60	120661	VALVE,HYD PRES,#12SAE,2500P	1
61	123014	PLATE, MOTOR FRONT, 25HP E/P	1
62	127813	ENGINE,KOHLER 25HP, PUMP MNT (INCLUDES ITEM 93-MUFFLER KIT)	1
63	128774	CABLE, THROTTLE 40' (200108-HEAD ASSY, 01-5000-05 BULK HEAD FITTING)	2
64	129264	HYD TANK WLDMT, 30G E/P	1
65	129287	COVER WLDMT U/D ENG PKG 30GAL	1
66	166766	CARBON CANISTER,FUEL TANK,GAS	1
67	169531	TANK,FUEL PLSTC,6 GAL,LOW PERM (NEW STYLE)	1
68	169532	HOSE, FUEL,1/4 LOW PERM, CARB (BY THE FOOT)	5
69	170109	FITTING,1/4MPT TO MALE QD,FORC (BEFORE 02/01/2022, REQ 1 EACH) (AFTER 02/01/2022 OBSOLETE, USE ITEM 72, 202225)	--
70	170110	FITTING,5/16BARB TO FE QD,FORC (BEFORE 02/01/2022, REQ 1 EACH) (AFTER 02/01/2022 OBSOLETE, USE ITEM 85, 202226)	--
71	1-512-010003-03	NUT,HX 8-32,SLF-LKG W/NYL (AFTER 04/30/2019)	2
72	170111	FITTING,1/4MPT TO MALE QD,SUZU (BEFORE 10/01/2016, REQ 1 EACH)	--
72	202225	FITTING 1/4 MNPT/MALE QD (REPLACES 170111 AFTER 10/01/2016) (REPLACES 170109, ITEM 69 AFTER 02/01/2022)	2
73	173860	FITTING,1/4 HOSE BARBX1/4 FNPT	2

25 HP ENGINE, 30 GALLON (OPTION) (AFTER 10/16/2012)

ITEM	PART NO.	DESCRIPTION	QTY.
74	113544	HARNESS,ENG PKG IGN,600/900 (BEFORE 10/01/2013) (SWITCH NOT INCLUDED, ORDER 3-765-010050-SWITCH W/KEYS ONLY, 228958-KEYS ONLY)	2
74	178428	SWITCH/HARNESS ASSY KOHLER UD (AFTER 10/01/2013) (INCLUDES 3-765-010050-SWITCH ONLY, 228958-KEY ONLY)	2
75	178638	SPRING CLAMP, 1/2"OD FUEL HOSE	8
76	179090	SPRING CLAMP,7/16"OD FUEL HOSE	2
77	115888	PUMP, HYDRAULIC 0.88CID GEAR (BEFORE 09/22/2014)	1
77	186811	PUMP HYDRAULIC GEAR 0.77CID (AFTER 09/22/2014)	1
78	203102-12-12S	ADAPTER,TEE, #12, SAE37 SWIVL	1
79	900598-12S	PLUG, O-RING BOSS #12	1
80	1410792	OIL, ENGINE 10W-30 (BY THE GALLON, NOT SHOWN)	.5
81	2481X	BATTERY 12 VOLT	1
82	1-861-010032-02	WASHER,FL #8 ZP/CD (AFTER 04/30/2019)	2
83	175591	LIGHT YEL LED .75 CL.MK GROTE (AFTER 02/24/2020)	1
84	3-399-010001006	HOSE 1-1/4X0'-6" SUCTION (BEFORE 01/13/2017)	1
84	193904	HOSE, 1-1/4 X 7-1/2, SUCTION (AFTER 01/13/2017)	1
85	170112	FITTING,5/16BARB TO FE QD,SUZU (BEFORE 10/01/2016, REQ 1 EACH)	--
85	202226	FITTING5/16 HOSEBARB/FEMALE QD (REPLACES 170112 AFTER 10/01/2016) (REPLACES 170110, ITEM 70 AFTER 02/01/2022)	2
86	220977	METER HOUR/TACH DIGITAL (AFTER 04/30/2019)	1
87	223219	ENG MIL EXT ADAPTER HARNESS (AFTER 02/24/2020)	1
88	85G816E	SCREW,PAN.HD #8-32X1 (AFTER 04/30/2019)	2
89	1-656-010003051	SCREW,RH HD MACH 10-24X3/4	6
90	223220	GASKET, HYD TANK FILLER	2
91	192991	FUEL FILTER (INCLUDES HOSE CLAMPS)	1
92	206209-12-12S	ADAPTER,90LONG,#12 O-RINGTUBE (BEFORE 02/17/2015, REQ 1 EACH) (AFTER 02/17/2015 OBSOLETE, USE ITEM 35, 2062-12-12S)	1
93	128501	MUFFLER KIT KOHLER 25HP (NOT SHOWN)	1
94	170114	OIL FILTER KOHLER CH740 (NOT SHOWN)	1
95	192744	AIR FILTER(NOT SHOWN)	1
96	192746	SPARK PLUGS (SET OF 4, NOT SHOWN)	1

ILLUSTRATED PARTS LIST



m115610

Figure 2-87: Underslung Engine Package Installation

UNDERSLUNG ENGINE PACKAGE INSTALLATION

ITEM	PART NO.	DESCRIPTION	QTY.
	115610	ENGINE PACKAGE INST UNDERSLUNG	
1	1-510-010001	NUT, FLANGE LOCK 3/8-16	5
2	1-512-010005-09	NUT, HEX LOCK 1/2-13	9
3	1-512-010005-15	NUT, HEX LOCK 3/4-10	8
4	1-654-010051-06	SCREW, HEX HEAD CAP 3/8-16 X 1-1/4 GR5	7
5	1-654-010051-13	SCREW, HEX HEAD CAP 3/8-16 X 3 GR5	2
6	1-654-010055-03	SCREW, HEX HEAD CAP 1/2-13 X 1-1/2 GR5	7
7	1-654-010055-09	SCREW, HEX HEAD CAP 1/2-13 X 3 GR5	2
8	1-861-010032-11	WASHER, FLAT 3/8	14
9	1-861-010032-15	WASHER, FLAT 1/2	18
10	1-861-010032-21	WASHER, FLAT 3/4	8
11	113359	BRACKET, MOUNTING CROSS MEMBER	2
12	115601	ENGINE PACKAGE 27 HP GAS (SEE PAGE 2-123)	--
13	133732	NUT, EXTRUD U 3/8-16	4
14	116334	SHIELD, ENGINE PACKAGE FRONT	1
15	120437	MOUNT, FRONT RH	1
16	120438	MOUNT, FRONT LH	1
17	120439	ANGLE, REAR	1
18	120635	PLATE, REAR MOUNT	1
19	2-102-010011	U-BOLT	4
21	1-822-010001	TRIM, FINE PEBBLE (NOT SHOWN)	AR
22	1-397-010304135	HOSE ASSEMBLY, 3/4 X 135 (NOT SHOWN)	2

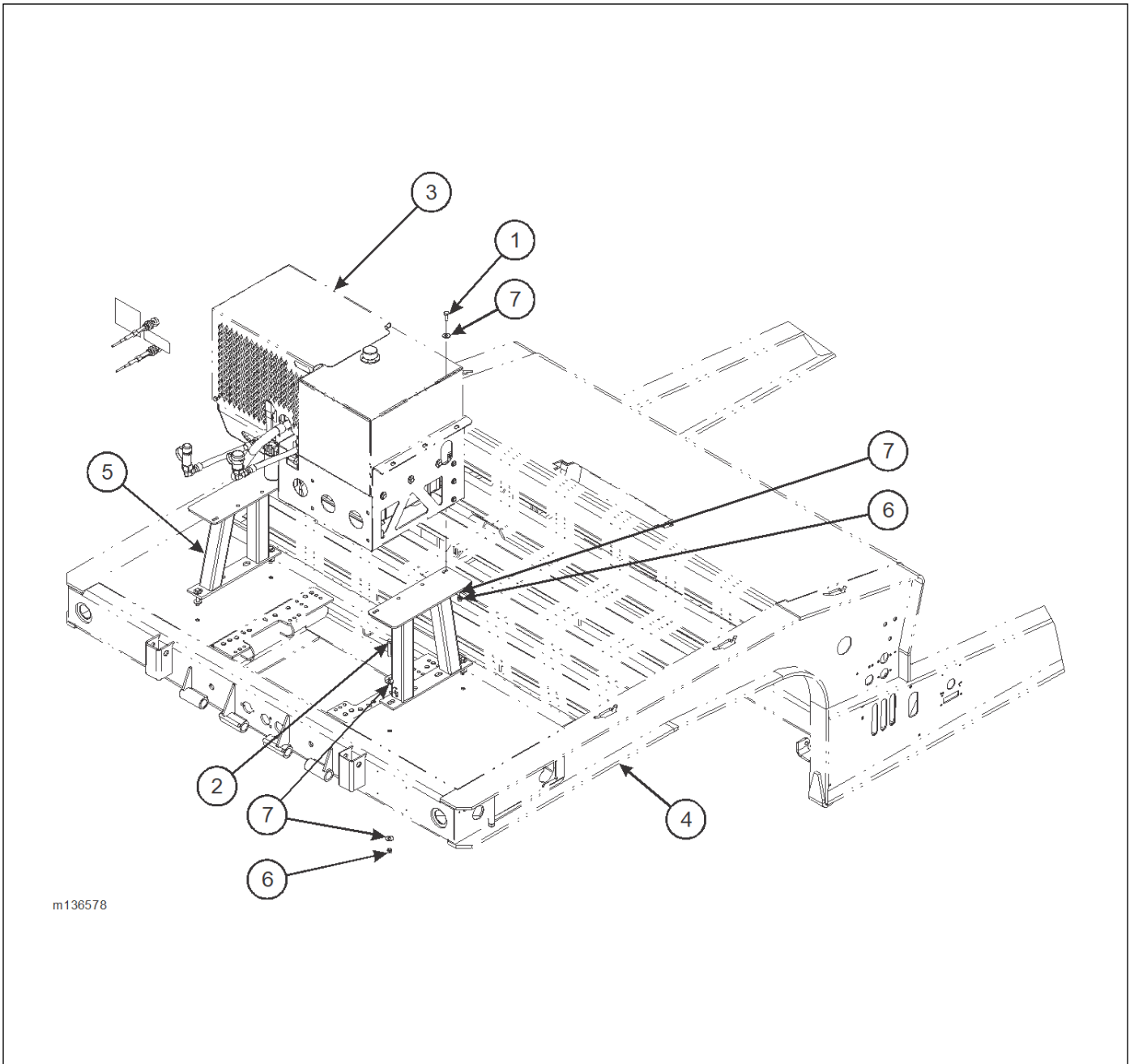
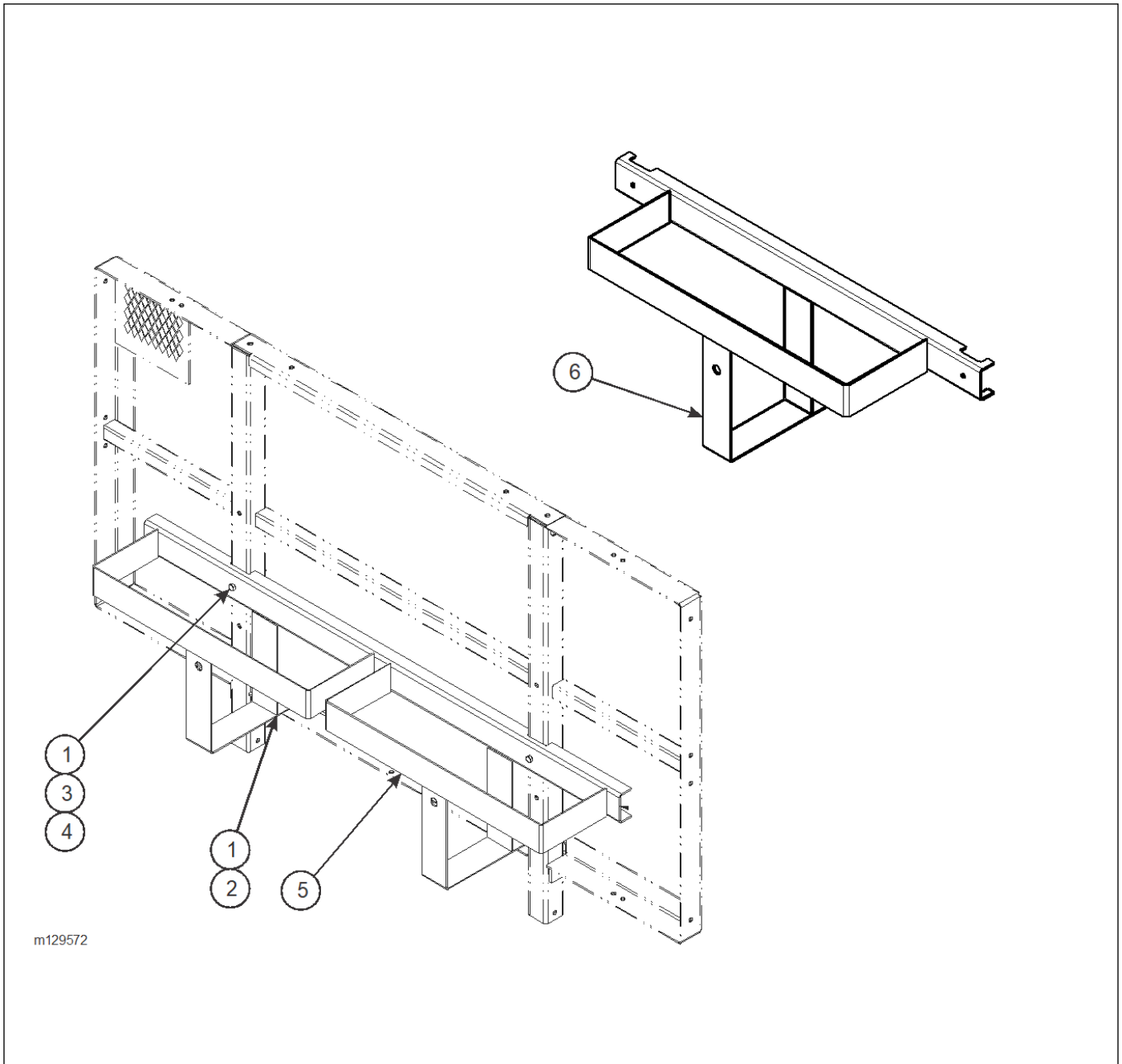


Figure 2-88: Engine Package Stand Installation

UPPER DECK ENGINE STAND INSTALLATION

ITEM	PART NO.	DESCRIPTION	QTY.
	136578	UPPER DECK STAND INSTALLATION	
1	1-654-010055-02	SCREW, HEX HEAD CAP 1/2-13 X 1-1/4 GR5	4
2	1-654-010055-09	SCREW, HEX HEAD CAP 1/2-13 X 3 GR5	4
3	123166	ENGINE PACKAGE, 27 HP GAS (SEE PAGE 2-139)	--
4	-----	UPPER DECK FRAME WELDMENT	--
5	134857	MOUNT WELDMENT, ENGINE PACKAGE	2
6	1-512-010005-09	NUT, HEX LOCK 1/2-13 GRB	8
7	1-861-010032-15	WASHER, FLAT 1/2W	16



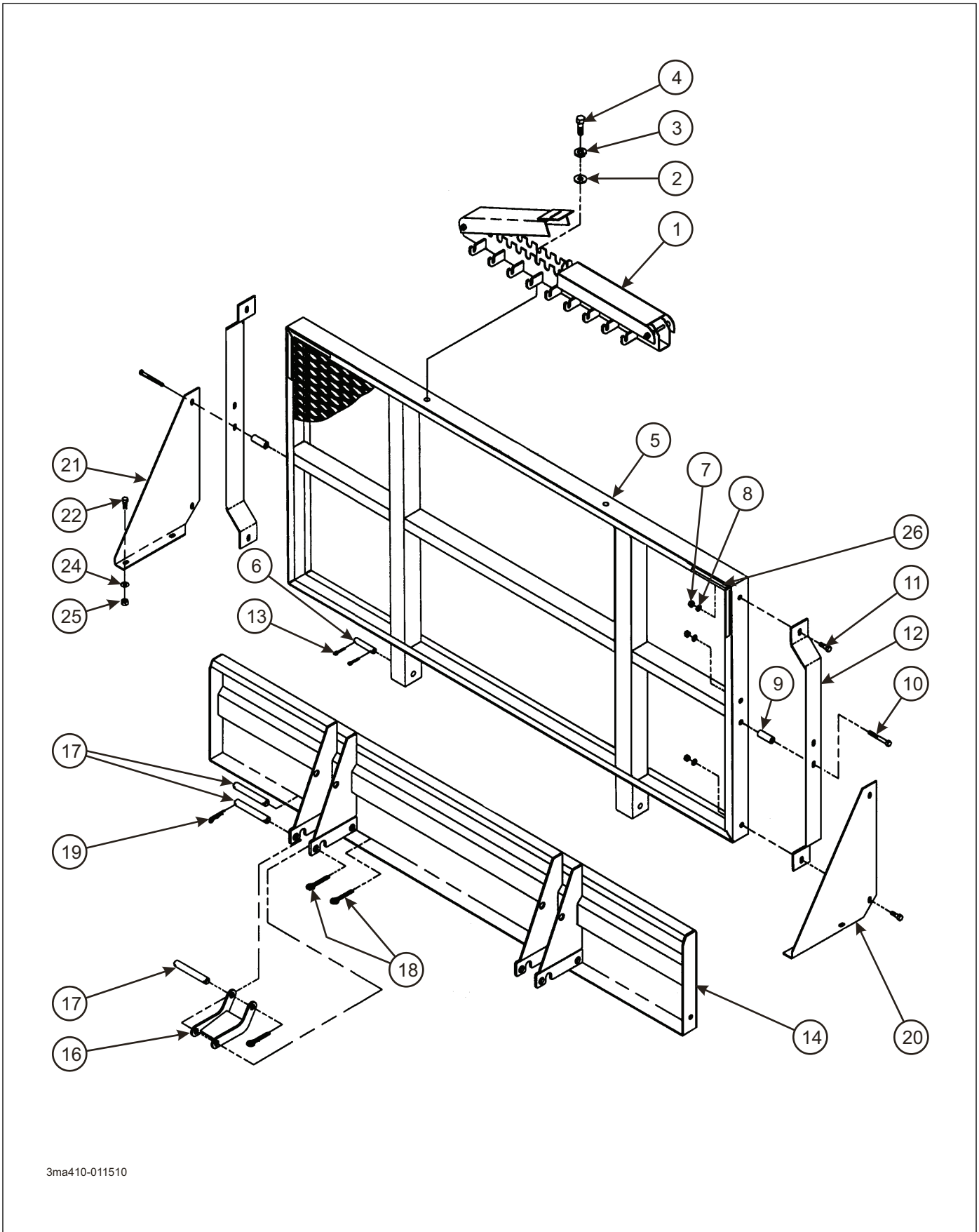
m129572

Figure 2-89: Spare Rack Installation (Option)

SPARE RACK INSTALLATION (OPTION)

ITEM	PART NO.	DESCRIPTION	QTY.
	129573	RACK INSTALLATION, BULKHEAD MOUNT	
	112986	SPARE TIRE CARRIER RACK INSTALLATION	
1	1-512-010005-09	NUT, HEX LOCK 1/2-13 GRB	3
2	1-654-010055-01	SCREW, HEX HEAD CAP 1/2-13 X 1 GR5	3
3	1-654-010055-15	SCREW, HEX HEAD CAP 1/2-13 X 5 GR5	2
4	1-861-010032-15	WASHER, FLAT 1/2W	4
5	129572	RACK WELDMENT, BULKHEAD MOUNT DUAL	1
6	112987	RACK WELDMENT, BULKHEAD MOUNT	1

ILLUSTRATED PARTS LIST



3ma410-011510

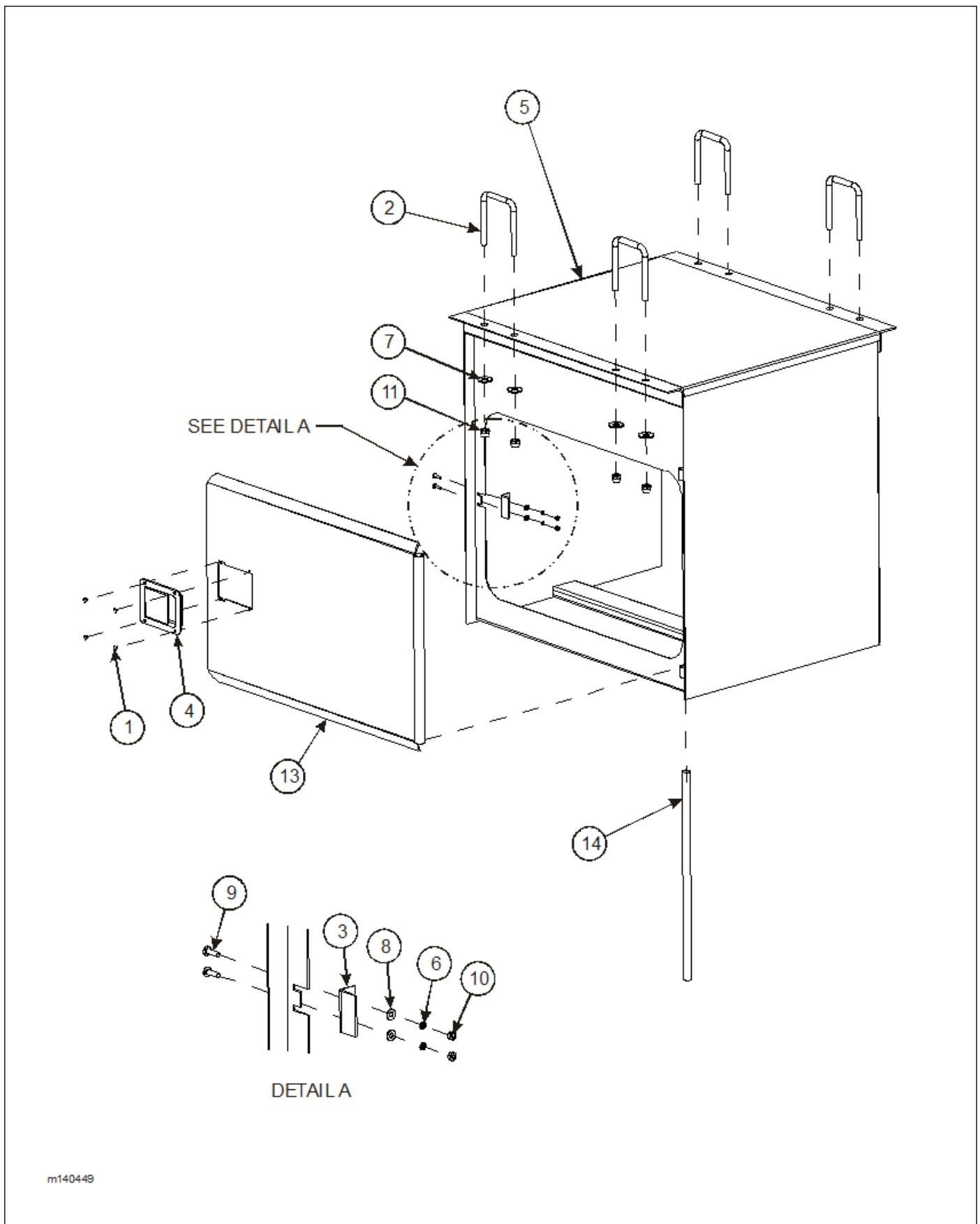
Figure 2-90: Front Extension and Bulkhead Assembly (Option)

FRONT EXTENSION AND BULKHEAD ASSEMBLY (OPTION)

ITEM	PART NO.	DESCRIPTION	QTY.
	B7-141-003	BULKHEAD CHAIN RACK INSTALLATION (ITEMS 1-4)	--
	3-141-010121	BULKHEAD INSTALLATION (ITEMS 5-13, 26)	--
	129580	BULKHEAD INSTALLATION (ITEMS 5-13)	--
	3-141-010123	BULKHEAD INSTALLATION 2 POSITION (ITEMS 14-19, 26)	--
	3-117-010071-1	BRACE INST. STABILIZING 48" BULKHEAD (ITEMS 20-25)	--
1	3-141-010008	CHAIN HANGER LOCKING CHANNEL WELDMENT	1
2	1-861-010032-11	WASHER, FLAT 3/8	2
3	1-861-010034-11	WASHER, SPLIT LOCK 3/8	2
4	1-654-010051-06	SCREW, HEX HEAD CAP 3/8-16 X 1-1/4 GR5	2
5	3-141-010155	BULKHEAD WELDMENT 48 X 96 (96)	1
	3-141-010152	BULKHEAD WELDMENT 16 X 102 (102) (NOT SHOWN)	1
	129579	BULKHEAD WELDMENT, FRT WINCH (129580)	1
6	6-557-010163	PIN, HITCH LEVEL LINK	2
7	1-512-010005-09	NUT, HEX LOCK 1/2-13 GRB (102)	6
8	1-861-010032-15	WASHER, PLAIN TYPE A 1/2 (102)	6
9	3-711-010025	SPACER (102)	2
10	1-654-010055-13	SCREW, HEX HEAD CAP 1/2-13 X 4 GR5 (102)	2
11	1-654-010055-03	SCREW, HEX HEAD CAP 1/2-13 X 1-1/2 GR5 (102)	4
12	3-054-010101	BAR, SIDE BULKHEAD EXTENSION (102)	2
13	1-557-010362-63	COTTER PIN 1/4 X 2	4
14	3-141-010118	BULKHEAD WELDMENT 16 X 96	1
	3-141-010119	BULKHEAD WELDMENT 16 X 102	1
	3-141-010147	BULKHEAD WELDMENT 16/24 X 102	1
	3-141-010151	BULKHEAD WELDMENT 16/24 X 96	1
16	3-755-010080	SUPPORT WELDMENT BULKHEAD	2
17	3-557-010380	SUPPORT PIN	6
18	1-557-010362-63	COTTER PIN 1/4X2	10
19	1-557-010014	HAIRPIN	2
20	3-117-010069	BRACE LH STABILIZING 48" BULKHEAD	1
21	3-117-010070	BRACE RH STABILIZING 48" BULKHEAD	1
22	1-654-010055-03	SCREW, HEX HEAD CAP 1/2-13 X 1-1/2 GR5	8,4*
24	1-861-010032-15	WASHER, FLAT 1/2W	8
25	1-512-010005-09	NUT, HEX LOCK 1/2-13 GRB	8
26	3-573-010378	DECAL, 2" REFLEXITE TAPE, WHITE	2

* 1ST QUANTITY LISTED IS FOR STABILIZING BRACE INSTALLATION 96" WIDE TRAILER; 2ND QUANTITY LISTED IS FOR STABILIZING BRACE INSTALLATION 102" TRAILER

ILLUSTRATED PARTS LIST

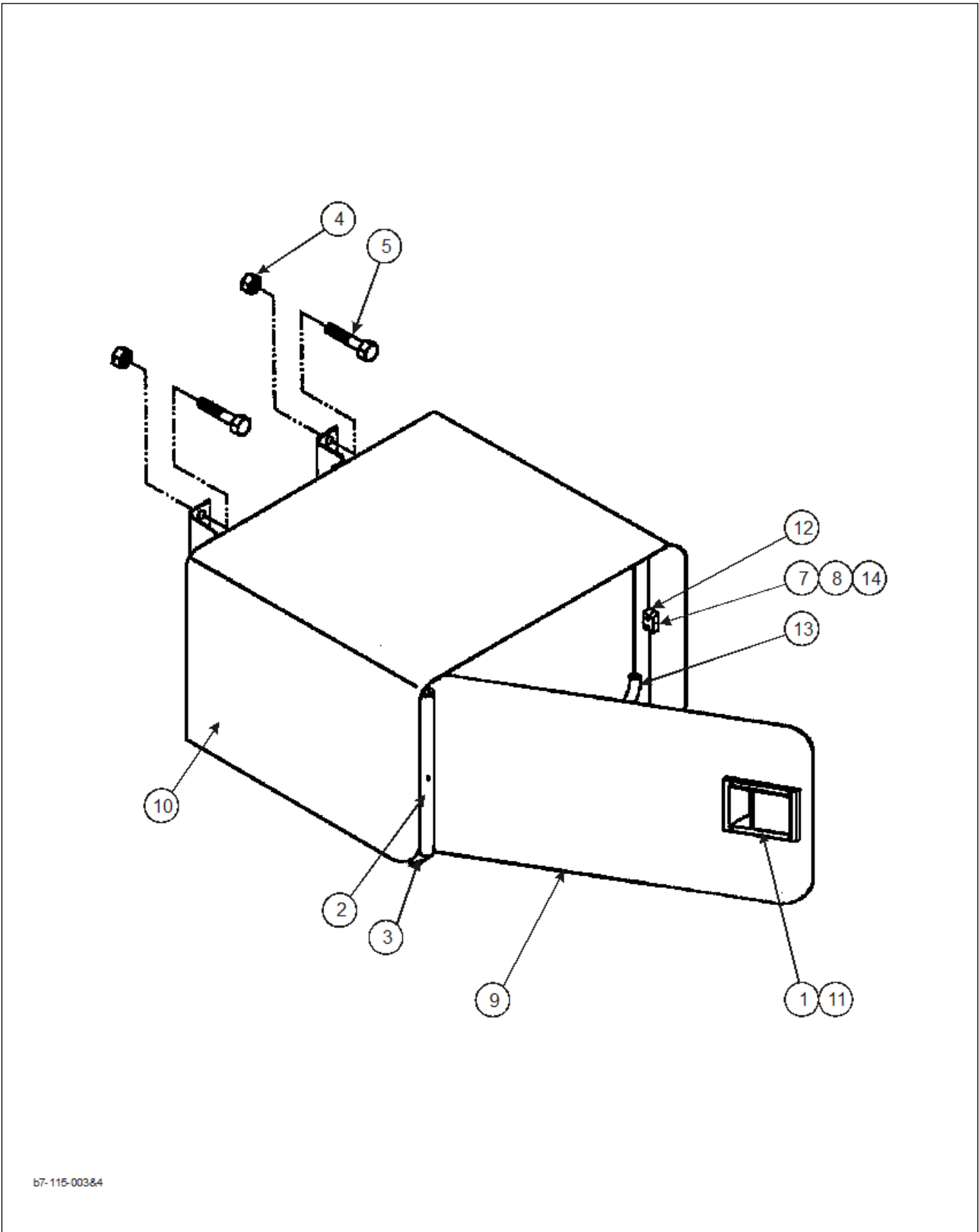


m140448

Figure 2-91: Top Mount Tool Box (Option)

TOP MOUNT TOOL BOX (OPTION)

ITEM	PART NO.	DESCRIPTION	QTY.
	B3-115-016	TOOL BOX, TOP MOUNTING, RH SIDE 24 X 30 X 30	
	135167	TOOL BOX, TOP MOUNTING, LH SIDE 24 X 30 X 30	
1	BSL-6-4	RIVET	4
2	139538	U-BOLT SQ 1/2-13 X 3-5/8 X 4-1/8	4
3	107463	MOUNT ADJ STRIKER PLATE	1
4	3-443-010010	LATCH	1
5	3-115-010053	TOOL BOX WELDMENT, RH (INCLUDES ITEMS 13 AND 14)	1
	135024	TOOL BOX WELDMENT, LH (INCLUDES ITEMS 13 AND 14)	1
6	1-861-010034-07	WASHER, SPLIT LOCK #10	2
7	1-861-010032-15	WASHER, FLAT 1/2W	8
8	1-861-010032-03	WASHER, FLAT #10	2
9	1-656-010003051	SCREW, RD HD MACH #10-24 X 3/4	2
10	1-512-010007-03	NUT, HEX #10-24	2
11	1-512-010005-09	NUT HEX LOCK 1/2-13 GRB	8
12	514-1000	QUICKEDGE TRIM (NOT SHOWN)	1
13	3-115-010052	TOOL BOX DOOR	1
14	RRRCF506X20	BAR, ROUND 3/4 X 20	1



b7-115-003&4

Figure 2-92: Back Mount Tool Box (Option)

BACK MOUNT TOOL BOX (OPTION)

ITEM	PART NO.	DESCRIPTION	QTY.
	B7-115-003	TOOL BOX BACK MOUNTING LH	
	B7-115-004	TOOL BOX BACK MOUNTING RH	
1	BSL-6-4	RIVET	4
2	RPRB59004X11	NYLATRON RD	1
3	SCREW#6X3/8	SCREW SELF-TAP SLT RD HD #6 X 3/8	1
4	1-512-010005-09	NUT HEX LOCK 1/2-13 GRB	4
5	1/2-13X3HHCS	SCREW HEX HEAD CAP 1/2-13 X 3 GR5	4
6	101299	KEY CHAIN LANDOLL (NOT SHOWN)	1
7	110-0253	WASHER FLAT STD 3/16	2
8	118-7962	SCREW PAN HEAD MACHINE SLT	2
9	3-115-010096	DOOR TOOL BOX	1
10	3-115-010099	TOOL BOX WELDMENT LH	1
	3-115-010097	TOOL BOX WELDMENT RH	1
11	3-443-010010	LATCH	1
12	3-659-010013-1	SEAL NEOPRENE SPONGE	1
13	514-1000-056	TRIM QUICKEDGE CUT LG.	AR
14	7-458-010009	PLATE STRIKER	1

ILLUSTRATED PARTS LIST

NOT SHOWN:

8 - SEAL, DOOR, RUBBER TRIM

14 - LOCKTITE (USED ON ITEM 10)

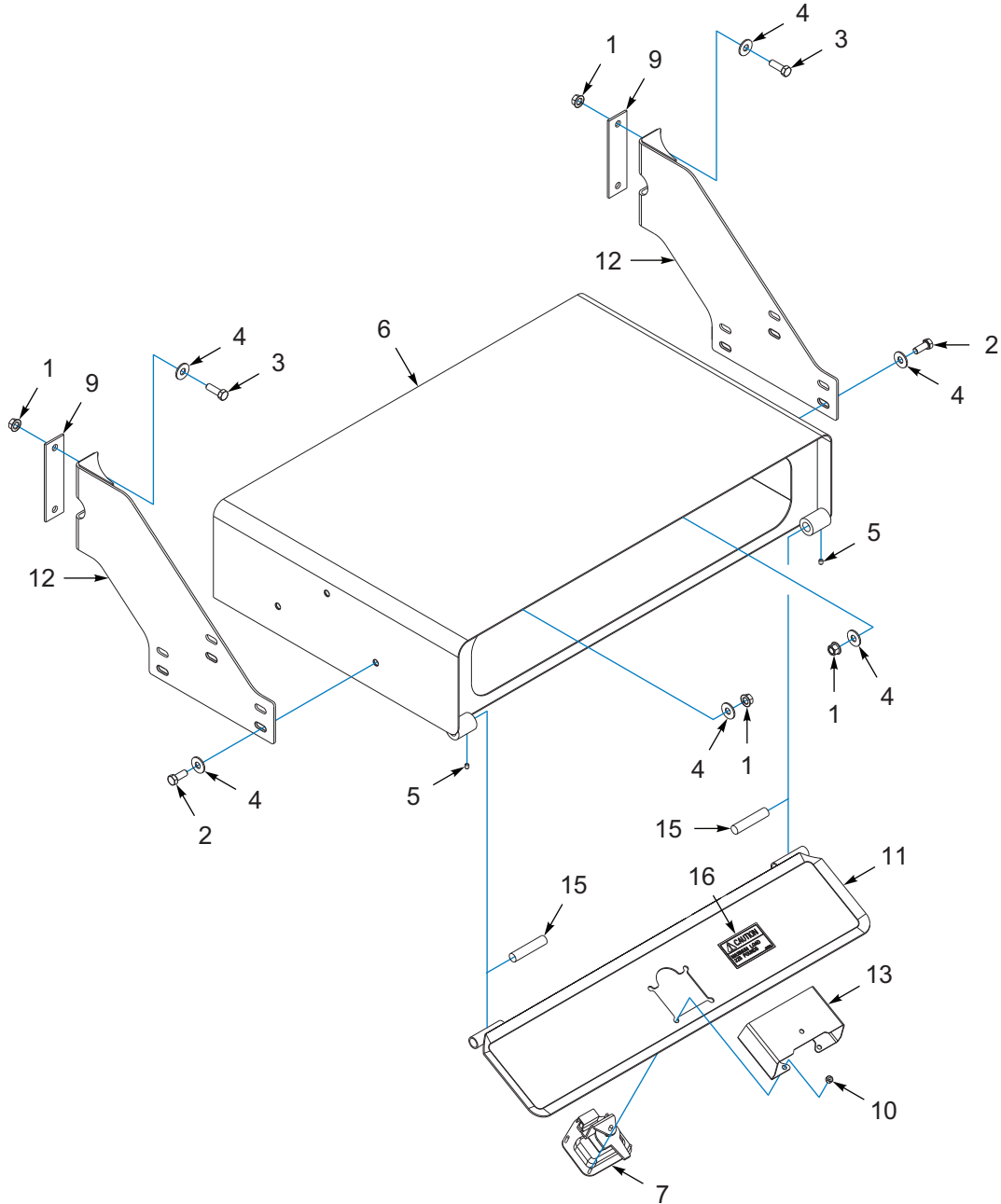


Figure 2-93: Toolbox, Bolt-On, 42"W X 25"D X 9"H (Options)

TOOLBOX, BOLT-ON, 42"W X 28"D X 9"H (OPTIONS)

ITEM	PART NO.	DESCRIPTION	QTY.
	114807	TOOLBOX INSTL 930 STL DOOR (BOX 1 - STEEL DOOR, ITEMS 1-16)	--
	116628	TOOLBOX INSTL 930 ALUM DOOR (BOX 2 - ALUM. DOOR, ITEMS 1-16)	--
1	1-510-010003-09	NUT, 1/2-13 FLANGE HD, SERRATED	10
2	1-654-010055-02	SCREW 1/2-13UNCX1-1/4 CP GR5	6
3	1-654-010055-03	SCREW, HEX CAP, 1/2-13UNCX1-1/2	4
4	1-861-010032-15	WASHER, FLAT 1/2 W ZP/CD	16
5	107-0975	SCREW SET LOCK 5/16-18X3/8LG	2
6	114808	TOOLBOX WLDMT 930	1
7	114814	LATCH FOLDING T LOCKABLE (INCLUDES KEY CH545)	1
8	114815	SEAL, SPONGE RUBBER TRIM (BY THE FOOT)	7
9	115843	BAR BACKUP TOOLBOX MTG	2
10	115877	NUT HVY HEX 1/4-20 GR5	4
11	116623	DOOR WLDMT STL 930 TOOLBOX (BOX 1)	1
11	116624	DOOR WLDMT ALUM 930 TOOLBOX (BOX 2)	1
12	117860	BRACKET WLDMT TOOLBOX MTG	2
13	153420	TOOLBOX LATCH SHIELD	1
14	#242 LOCKTITE	LOCKTITE 242 BLUE REMOVABLE (BOTTLE)	0.01
15	RPRB59004X3H	BAR RD, 3/4DIA X 3-1/2 NY LTR	2
16	205912	DECAL MAX LOAD 225	1

ILLUSTRATED PARTS LIST

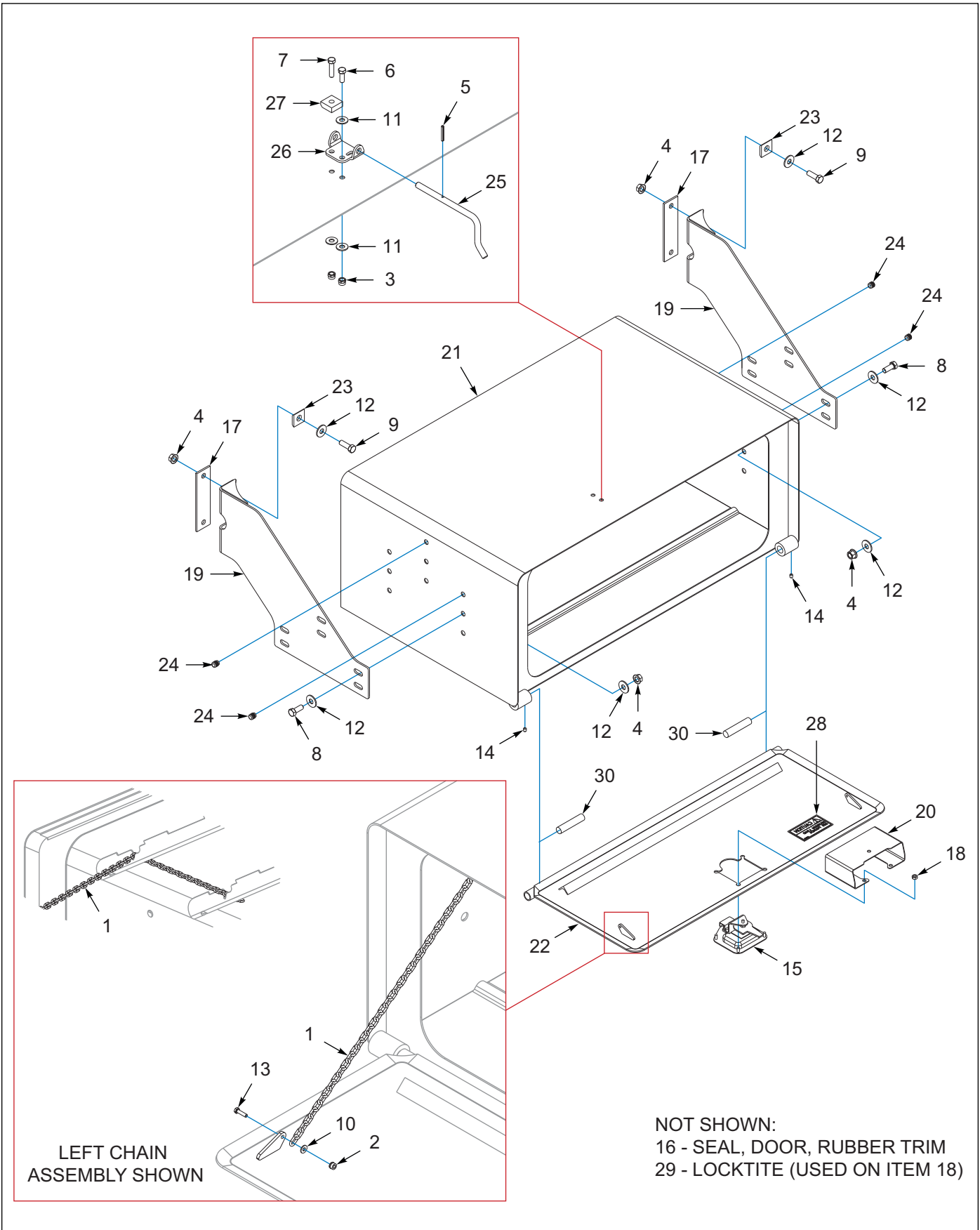


Figure 2-94: Toolbox, Bolt-On, 42"W X 25"D X 17"H (Option) (1 of 2)

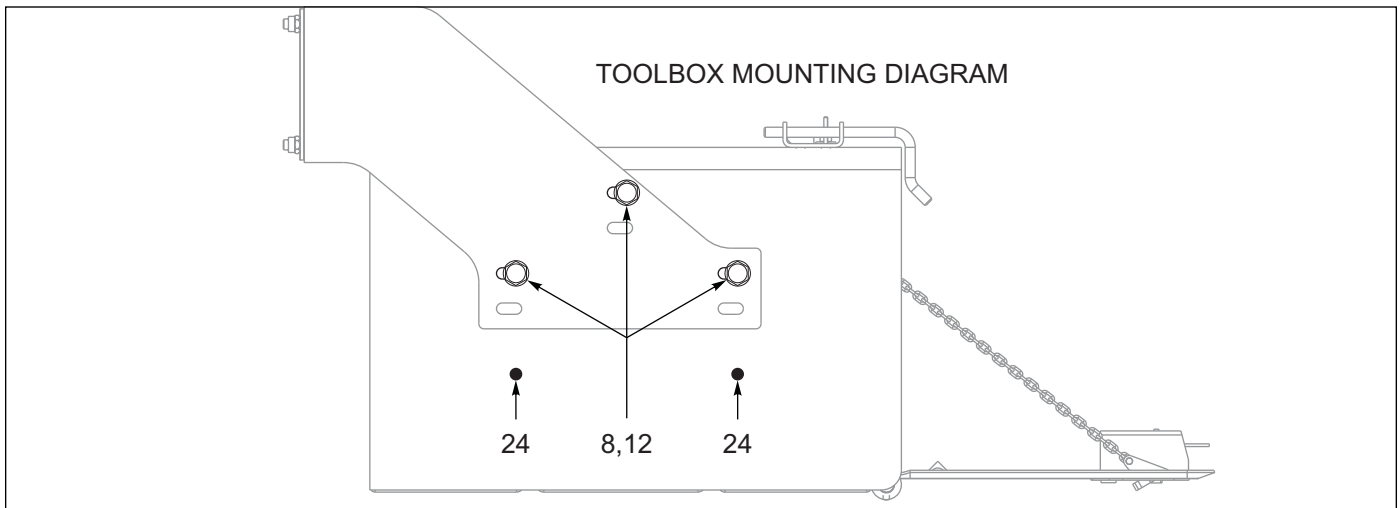


Figure 2-95: Toolbox, Bolt-On, 42"W X 25"D X 17"H (Option) (2 of 2)

TOOLBOX, BOLT-ON, 42"W X 28"D X 17"H (OPTION)

ITEM	PART NO.	DESCRIPTION	QTY.
	163540	TOOLBOX INSTL 42X28X17	--
1	1-174-010035036	CHAIN,MACHINE STR #4X36"	2
2	1-512-010004-03	NUT,HEX,SLFLK 10-24UNC, GRA	2
3	1-512-010005-05	NUT, HEX, SLFLKG GRB 3/8-16	2
4	1-512-010005-09	NUT,HEX,SLFLKG, 1/2-13 GRB	10
5	1-647-010004177	PIN,SPRING,SLTD 3/16X1-1/2	1
6	1-654-010051-05	SCREW,HEX CAP 3/8-16UNCX1 GR5	1
7	1-654-010051-07	SCREW,HEX CAP,3/8-16UNCX1-1/2	1
8	1-654-010055-02	SCREW 1/2-13UNCX1-1/4 CP GR5	6
9	1-654-010055-04	SCREW,HEX CAP,1/2-13UNCX1-3/4	4
10	1-861-010032-03	WASHER, FLAT #10 ZP/CD	2
11	1-861-010032-11	WASHER, FLAT 3/8 W ZP/CD	3
12	1-861-010032-15	WASHER, FLAT 1/2 W ZP/CD	16
13	107-0002	#10-24X3/4LG HHCS	2
14	107-0975	SCREW SET LOCK 5/16-18X3/8LG	2
15	114814	LATCH FOLDING T LOCKABLE (INCLUDES KEY CH545)	1
16	114815	SEAL, SPONGE RUBBER TRIM (BY THE FOOT)	8
17	115843	BAR BACKUP TOOLBOX MTG	2
18	115877	NUT HVY HEX 1/4-20 GR5	4
19	117860	BRACKET WLDMT TOOLBOX MTG	2
20	153420	TOOLBOX LATCH SHIELD	1
21	163541	TOOLBOX WLDMT 42X28X17	1
22	163544	DOOR WLDMT STL 42X28X17	1
23	181993	WASHER TOOLBOX	4
24	189278	PLUG, PLASTIC PANEL 1/2 & 9/16 (USED TO PLUG EXPOSED TOOLBOX MOUNT HOLES)	4
25	190728	PIN DOOR STOP	1
26	190729	BRACKET DOOR STOP	1
27	192038	SPACER TOOLBOX	1
28	205912	DECAL MAX LOAD 225	1
29	#242 LOCKTITE	LOCKTITE 242 BLUE REMOVABLE (BOTTLE)	0.01
30	RPRB59004X3H	BAR RD, 3/4DIA X 3-1/2 NY LTR	2

ILLUSTRATED PARTS LIST

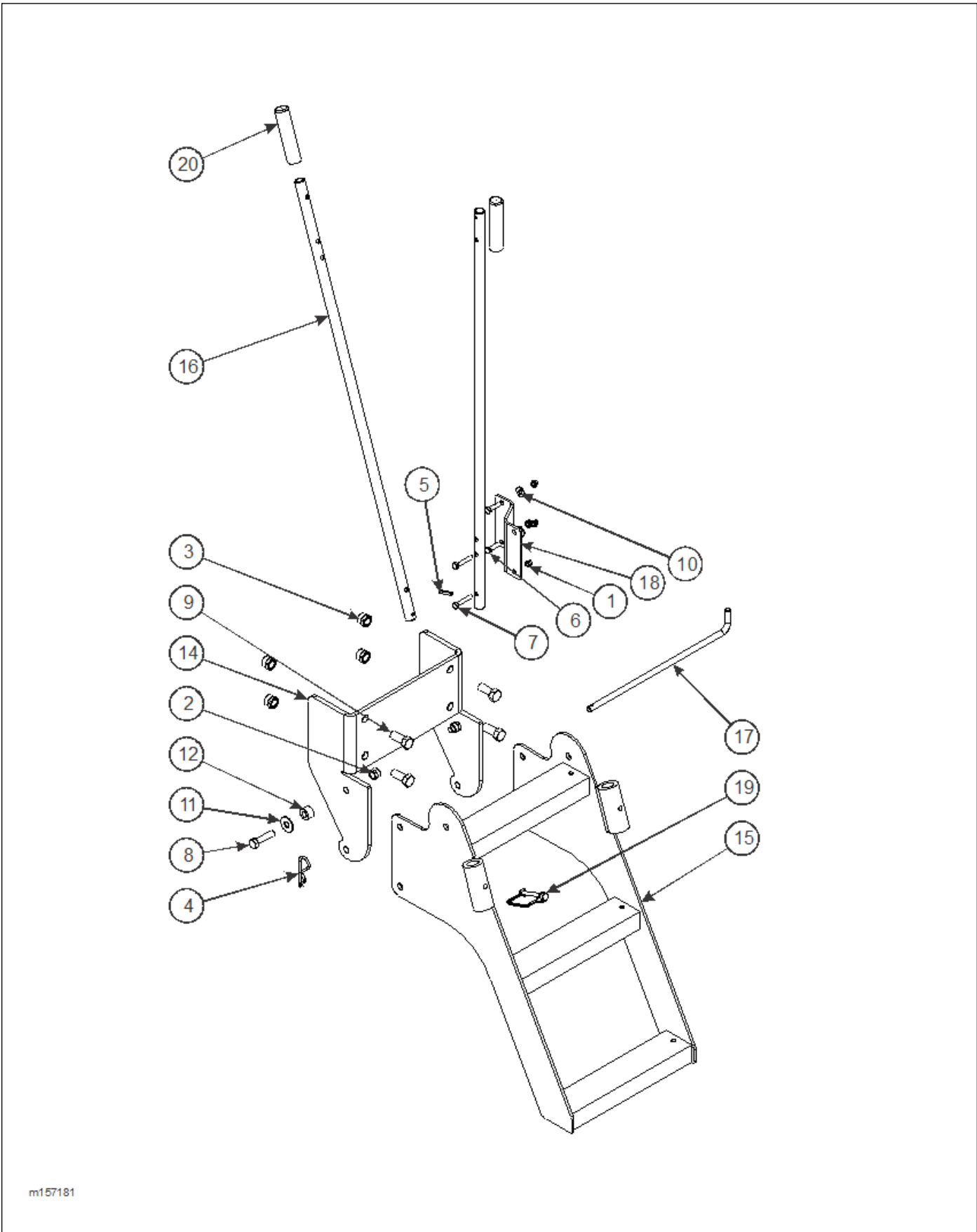
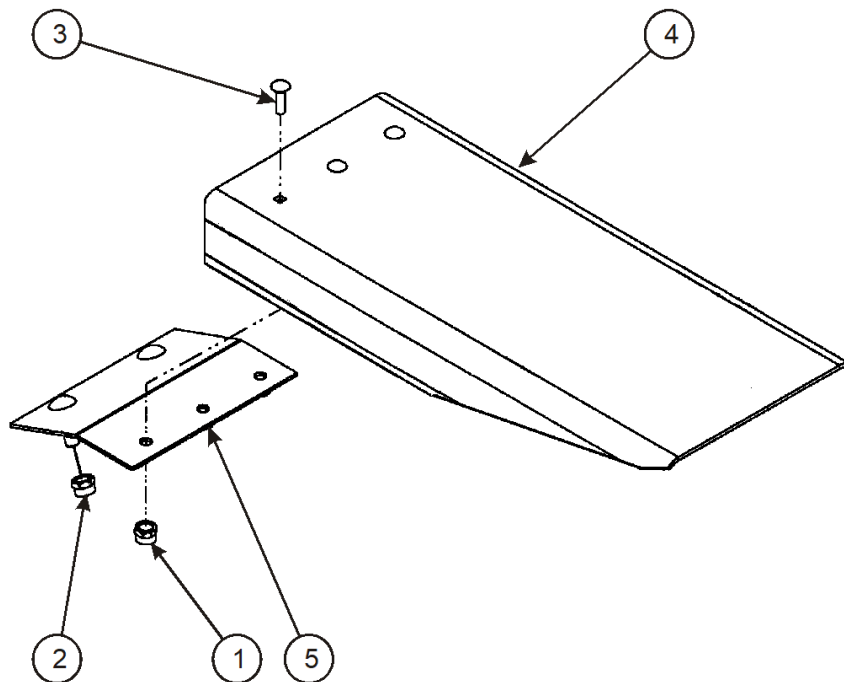


Figure 2-96: Ladder Assembly, Stor-Away (Option)

LADDER ASSEMBLY, STOR-AWAY (OPTION)

ITEM	PART NO.	DESCRIPTION	QTY.
	157181	LADDER ASSEMBLY, STOR-AWAY	
1	1-512-010005-03	NUT, HEX LOCK 5/16-18 GRB	4
2	1-512-010005-09	NUT, HEX LOCK 1/2-13 GRB	2
3	1-512-010005-13	NUT, HEX LOCK 5/8-11 GRB	4
4	1-557-010013	PIN, HAIR 3/16	1
5	1-647-010004217	ROLL PIN, SLOTTED 1/4 X 1-1/2	1
6	1-654-010049-06	SCREW, HEX HEAD CAP 5/16-18 X 1-1/4 GR5	2
7	1-654-010049-08	SCREW, HEX HEAD CAP 5/16-18 X 1-3/4 GR5	2
8	1-654-010055-05	SCREW, HEX HEAD CAP 1/2-1 X 2 GR5	6
9	1-654-010059-03	SCREW, HEX HEAD CAP 5/8-11 X 1-1/2 GR5	16
10	1-861-010032-09	WASHER, FLAT 5/16W	24
11	1-861-010032-15	WASHER, FLAT 1/2W	9
12	125799	SPACER, 1OD X 1/2 ID X .632	2
14	157182	BRACKET, LADDER MOUNTING	1
15	157183	LADDER WELDMENT	1
16	157186	HANDLE, STOWABLE LADDER	2
17	157187	PIN, LOCK STOWABLE LADDER	1
18	169239	BRACKET, GRAB HANDLE MOUNT	1
19	516-22PTL	RETAINING PIN, MUD FLAP	1
20	519-9967	GRIP, HANDLE	2



m113771

Figure 2-97: Aluminum Ramps (Option)

ALUMINUM RAMPS (OPTION)

ITEM	PART NO.	DESCRIPTION	QTY.
	113771	RAMPS, ALUMINUM	
1	1-512-010005-09	NUT, HEX LOCK 1/2-13 GRB	6
2	1-512-010005-15	NUT, HEX LOCK 3/4-10 GRB	4
3	1/2-13X1-3/4CB	SCREW, RD HEAD SQ. NECK 1/2-13 X 1-3/4	6
4	113713	ALUMINUM RAMP ASSEMBLY	2
5	113714	ANCHOR ASSEMBLY, ALUMINUM RAMP	2

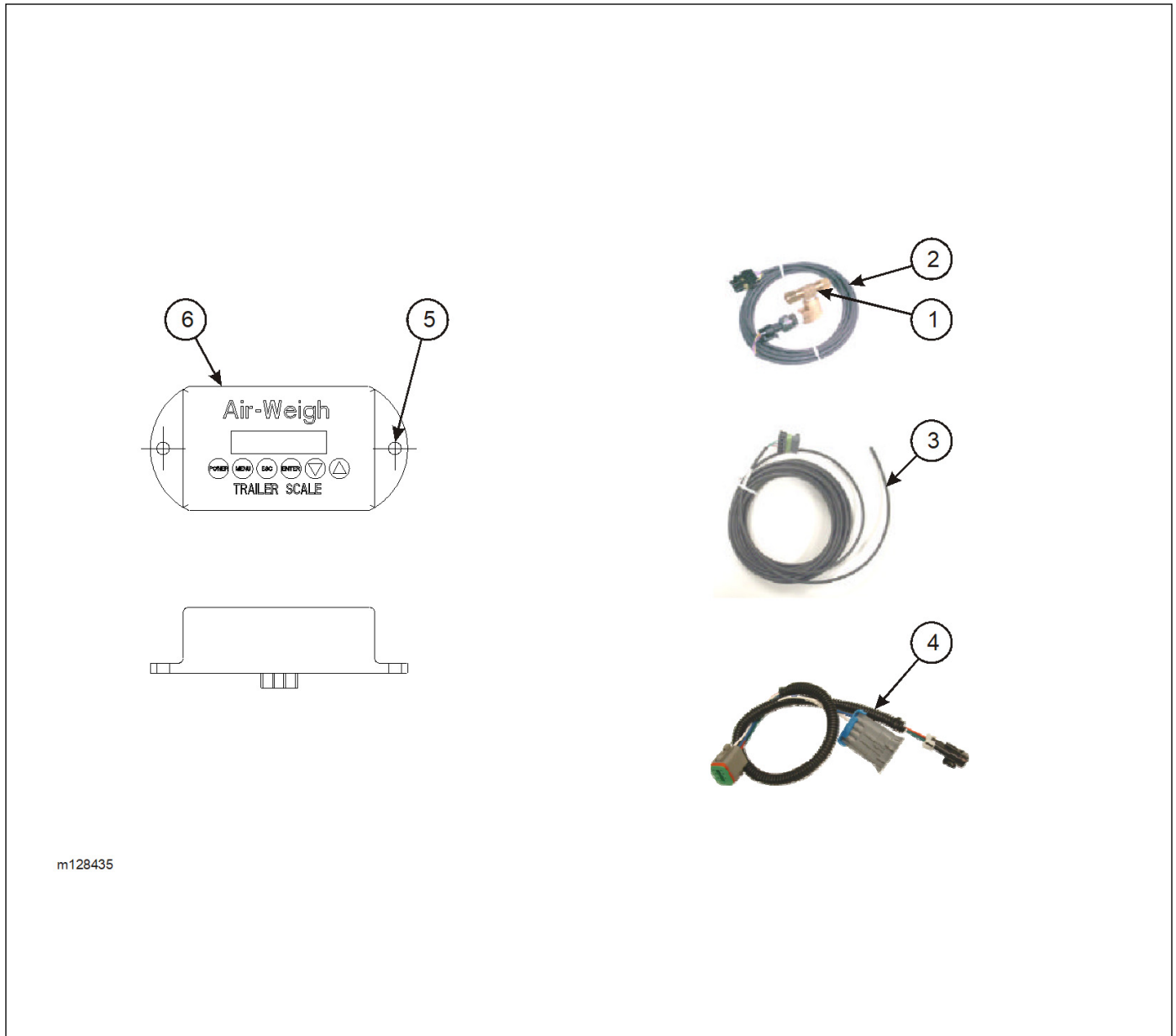


Figure 2-98: Air Digital Scale (Option)

AIR DIGITAL SCALE (OPTION)

ITEM	PART NO.	DESCRIPTION	QTY.
	172437	SCALE, AIR DIGITAL (TRAVELING AXLE)	
1	149543	SENSOR ASSEMBLY, 5V 3/8" BRASS	1
2	166001	CABLE, AW5800, 2 PART SENSOR 50'	1
3	184393	CABLE, AW5800 TRAILER POWER BLUNT CUT 15'	1
4	142895	CABLE, AW5800, TRAILER SCALE INTERFACE 2"	1
5	-----	HARDWARE KIT, AW 5800	1
6	166000	TRAILER SCALE AW5800	1
7	-----	NYLON TIE 7" T-50 NYLON (NOT SHOWN)	25
8	-----	MANUAL, TRAILER SCALE AW5800 (NOT SHOWN)	1
9	166924	DECAL, AW5800 TRAILER SIDE-M (NOT SHOWN)	1

ILLUSTRATED PARTS LIST

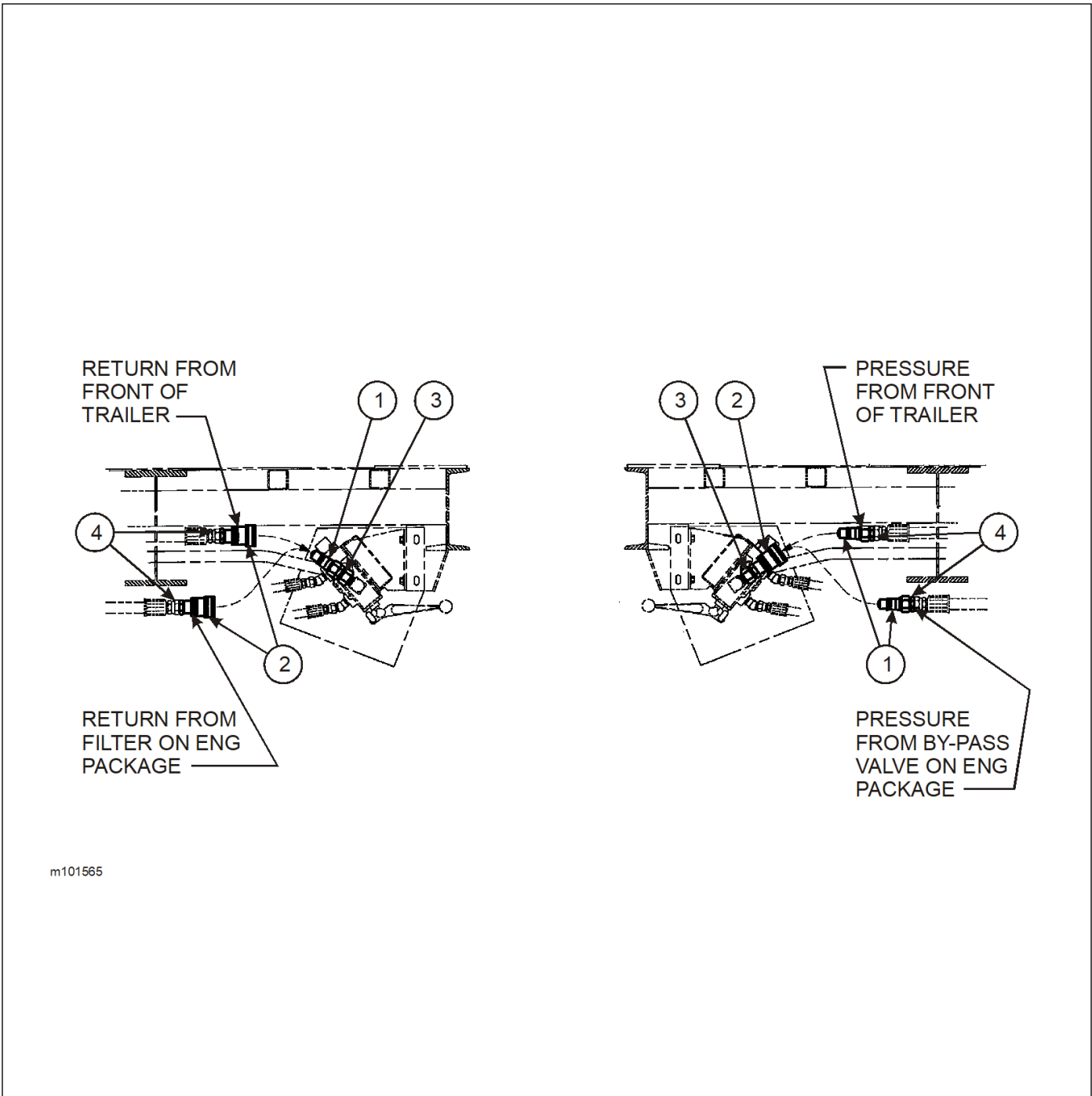


Figure 2-99: Hydraulic Dual Plumbing (Option)

HYDRAULIC DUAL PLUMBING (OPTION)

ITEM	PART NO.	DESCRIPTION	QTY.
	101565	HYDRAULIC DUAL PLUMBING	
1	S21F-6	COUPLER, 3/4 MALE	3
2	S25F-6	COUPLER, 3/4 FEMALE	3
3	2018-12-12S	ADAPTER, HYDRAULIC	2
4	2021-12-12S	ADAPTER	4

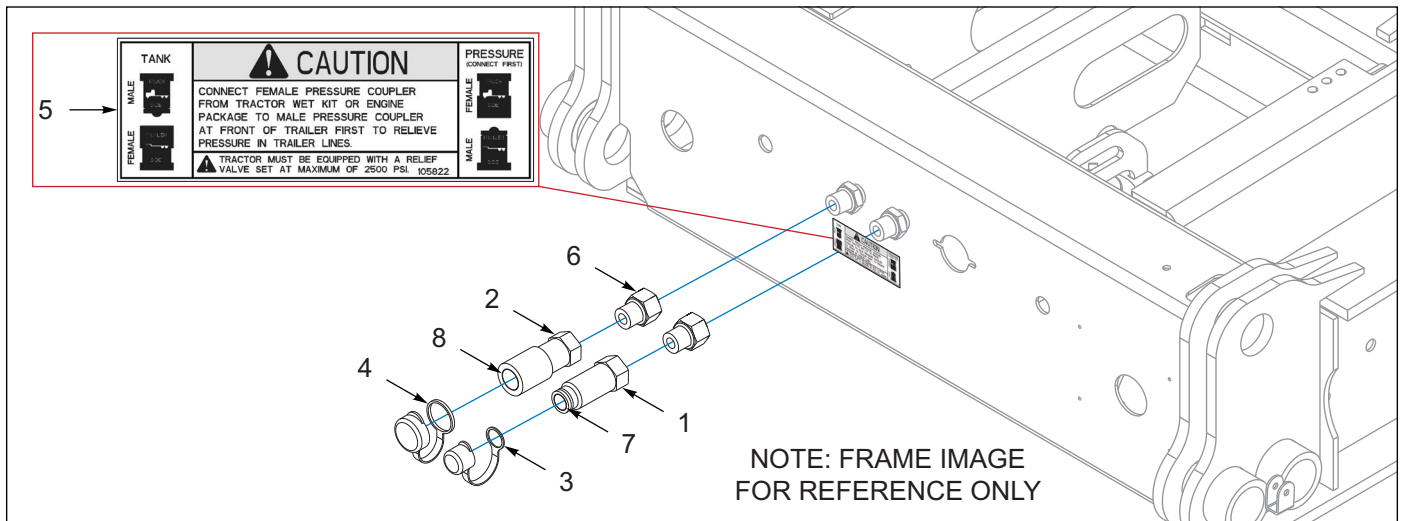


Figure 2-100: Couplers Kit, Hydraulic Conversion & Repair

COUPLERS KIT, HYDRAULIC CONVERSION & REPAIR

ITEM	PART NO.	DESCRIPTION	QTY.
	105902	HYD CONVERSION KIT BALL/FLAT (INCLUDES ITEM 1-6) (BEFORE 03/01/2022 - AFTER 03/01/2020 DISCONTINUED)	--
	239705	HYD CONVERSION KIT PRKR TO ISO (INCLUDES ITEM 1-4) (AFTER 03/01/2022 - REPLACES 105902)	1
1	105479	COUPLER FLAT FACE MALE NOSE (REPAIRABLE. SEE ITEM 7A) (BEFORE 03/01/2022 -SILVER BODY)	1
1	239677	COUPLER FL FACE ISO -12 MALE (REPAIRABLE, SEE ITEM 7B) (AFTER 03/01/2022- BLACK BODY)	1
2	105480	COUPLER FLAT FACE FEMALE BODY (REPAIRABLE, SEE ITEM 8) (BEFORE 03/01/2022)	1
2	239678	COUPLER FL FACE ISO -12 FEMALE (NON-REPAIRABLE) (AFTER 03/01/2022)	1
3	105481	COUPLER DUST CAP MALE (BEFORE 03/01/2022)	1
3	239679	DUST CAP -12 ISO MALE COUPLER (AFTER 03/01/2022)	1
4	105482	COUPLER DUST CAP FEMALE (BEFORE 03/01/2022)	1
4	239680	DUST CAP FEMALE COUPLER -12ISO (AFTER 03/01/2022)	1
5	105822	DECAL, HYD COUPLER (BEFORE 03/01/2022 REQ 1 EACH - AFTER NO LONGER USED)	--
6	2216-12-12S	ADAPT 3/4-14P/1-1/16 O-RING (BEFORE 03/01/2022 REQ 2 EACH - AFTER NO LONGER USED)	--
7	111089	REPAIR KIT FOR 105479 (7A INCLUDES SLIPPER SEAL, O-RING) (BEFORE 03/01/2022 -AFTER KIT DISCONTINUED)	1
7	238634	KIT O-RING MALE ISO-12 QD (7B INCLUDES BACK-UP RING, O-RING) (AFTER 03/01/2022 - NEW MALE KIT)	1
8	111090	REPAIR KIT FOR 105480 (INCLUDES VALVE ASSEM, SEALING SLEEVE, BACK-UP RING, O-RING) (BEFORE 03/01/2022 - AFTER KIT DISCONTINUED)	1

Symbols

#242 LOCKTITE 2-161, 2-163

Numerics

0001-02 2-42, 2-47
0001-04 2-42, 2-47
0001-08 2-42, 2-47
0001-14 2-47
0002-07 2-42, 2-47
0002-12 2-47
0049-00 2-47
005-074-00 2-65
005-079-00 2-65, 2-69
005-096-00 2-69
005-097-00 2-69
0053-00 2-47
006-115-00 2-67, 2-71
0065-00 2-47
007-139-00 2-65, 2-69
0075-20 2-47
0102-13 2-47
011100550 2-14
011300179 2-15
014-065-00 2-69
014-068-00 2-65, 2-69
0274-01 2-47
034-031-00 2-65
034-032-00 2-65, 2-69
034-047-00 2-69
034-048-00 2-65, 2-69
034-188-03 2-65
034-189-03 2-65
034-192-05 2-69
034-193-05 2-69
0375-00 2-47
040-180-00 2-69

046-096-00 2-69
046-097-00 2-65, 2-69
0508-00 2-47
056-017-00 2-65, 2-69
056-018-00 2-65, 2-69
061-003-00 2-65, 2-69
0647-01 2-47
0649-02 2-47
0650-00 2-47
069-078-00 2-65, 2-69
071-122-00 2-69
071900048 2-14
071900195 2-15
0741-01 2-42, 2-47
081900019 2-14
081900277 2-15
081900295 2-14
1/2-13X1-3/4CB 2-166
1/2-13X3HHCS 2-159
100062 2-12, 2-92
100063 2-11
100064 2-11
100351 2-75
100402 2-73
100600 2-5, 2-75, 2-81, 2-85, 2-93
1-007-010006 2-117
10078 2-81, 2-84
101003 2-35
101162 2-67, 2-71
101299 2-159
101528 2-42, 2-54
101565 2-168
101847 2-37, 2-65, 2-69
101848 2-37
101849 2-37, 2-69
101855 2-5
102186 2-75, 2-77
102187 2-92

102188	2-92	106759	2-117
102361	2-61	106760	2-117
102363	2-54, 2-61	107-0002	2-163
102364	2-61	107-0975	2-161, 2-163
102732	2-54, 2-59	107368	2-92, 2-95
103055	2-5	107369	2-93, 2-95
103056	2-5	107463	2-157
103103-002	2-67, 2-71	107486	2-12
1035-20	2-47	107498	2-117
103698	2-33	107499	2-117
103699	2-33, 2-35	107500	2-117
103805	2-65, 2-69	107513	2-117
103861	2-37	107756	2-11
104034	2-42, 2-54	108295	2-140, 2-148
104040	2-28	108417	2-21
104043	2-28	108601	2-123, 2-131, 2-139, 2-148
104044	2-28	108801	2-31
104238	2-111, 2-112, 2-113	108802	2-31
1046	2-87	109161	2-112, 2-113
105-0105	2-123, 2-139	109532	2-47
105106	2-67, 2-71	109533	2-61
105107	2-67, 2-71	109592	2-47
105408	2-61	109709	2-110, 2-111, 2-113, 2-115
105479	2-11, 2-117, 2-139, 2-147, 2-169	109710	2-110, 2-111
105480	2-11, 2-117, 2-139, 2-147, 2-169	1-1/4ST ELL	2-117
105481	2-11, 2-117, 2-139, 2-147, 2-169	110-0116	2-140, 2-147
105482	2-11, 2-117, 2-140, 2-148, 2-169	110-0253	2-140, 2-147, 2-159
105483	2-11	110449	2-81
105485	2-92	110452	2-81, 2-85
105486	2-92	110578	2-124, 2-131, 2-140, 2-148
105487	2-92	110975	2-71
105488	2-92	110976	2-71
105822	2-5, 2-169	110990	2-42
105902	2-169	110991	2-42
105953	2-100	111008	2-61
105954	2-100	111010	2-61
105967	2-100	111011	2-61
106207	2-105	111012	2-61

111013	2-61	11368	2-80
111014	2-61	113713	2-166
111015	2-61	113714	2-166
111016	2-61	113771	2-166
111017	2-61, 2-63	113819	2-65, 2-69
111018	2-61	113856	2-123, 2-131, 2-139, 2-148
111021	2-59	113883	2-110, 2-111, 2-112, 2-113
111022	2-61	113887	2-113
111023	2-61	113888	2-112, 2-113
111089	2-169	11398	2-84
111090	2-169	11411	2-84
11117	2-80	11419	2-83
11128	2-80	11420	2-83
11129	2-80	11421	2-83
11130	2-80	11425	2-83
11133	2-80	11426	2-84
111416	2-73	11429	2-84
111417	2-73	11430	2-84
11142	2-80	11431	2-84
11144	2-80	11434	2-83
111652	2-73	11440	2-83
111695	2-112, 2-113	11441	2-83
111859	2-112, 2-113	11446	2-84
112047	2-73	11449	2-83
11240	2-81	114529	2-115
112492	2-67	114553	2-19
112573	2-111	114584	2-35, 2-37
112986	2-153	114585	2-33, 2-37
112987	2-153	114586	2-37
11308	2-80	114588	2-37
11309	2-84	114589	2-37
11310	2-84	114619	2-67
113109	2-71	114807	2-161
113268	2-42, 2-54	114808	2-161
113359	2-151	114814	2-123, 2-131, 2-139, 2-148, 2-161, 2-163
113388	2-123, 2-131, 2-139, 2-148	114815	2-123, 2-131, 2-139, 2-148, 2-161, 2-163
113536	2-67, 2-71	114983	2-115
113544	2-124, 2-131, 2-140, 2-149	115601	2-123, 2-131, 2-151

115610	2-151	120659	2-124, 2-131, 2-140, 2-148
115703	2-47	120660	2-124, 2-131, 2-140, 2-148
115713	2-47	120661	2-123, 2-131, 2-139, 2-148
115726	2-42, 2-47	120662	2-123, 2-131
115728	2-42, 2-47	12073	2-84
115738	2-35, 2-54	120749	2-19
115843	2-161, 2-163	12075	2-81
115851	2-81, 2-85	121031	2-17
115877	2-124, 2-131, 2-140, 2-148, 2-161, 2-163	12146	2-84
115888	2-123, 2-131, 2-139, 2-149	12-16 070120	2-117
1-161-010033-04	2-12	123014	2-124, 2-131, 2-140, 2-148
116326	2-123, 2-131, 2-139, 2-148	123166	2-139, 2-147, 2-152
116328	2-123, 2-131, 2-139, 2-148	12420301-017	2-5
116330	2-123, 2-131, 2-139, 2-148	124549	2-83
116334	2-151	12465	2-84
116623	2-161	125130	2-117
116624	2-161	125684	2-85
116628	2-161	125799	2-165
117304	2-35	125892	2-93
1-174-010035036	2-163	126292	2-69
117559	2-110	126888	2-108
117860	2-161, 2-163	126889	2-108
117873	2-123, 2-131, 2-139, 2-148	126900	2-61
11791	2-84	12767	2-84
1-181-010046-7	2-124, 2-132, 2-140, 2-147	127708	2-63
118-2659-9	2-33, 2-35	127777	2-65
11837	2-80	127813	2-123, 2-131, 2-139, 2-148
118-7962	2-159	12783	2-84
119206	2-123, 2-131, 2-139, 2-148	128028	2-11
119445	2-123, 2-131, 2-139, 2-148	12817	2-80
119553	2-132, 2-148	128480	2-107, 2-108
119577	2-123, 2-131, 2-139, 2-148	128501	2-124, 2-132, 2-140, 2-149
119580	2-42, 2-54	128538	2-97
120437	2-151	128587	2-97
120438	2-151	128774	2-140, 2-148
120439	2-151	129005	2-61
120635	2-151	129006	2-61
120654	2-123, 2-131, 2-139, 2-148	129264	2-139, 2-148

129287	2-140, 2-148	130116	2-29
1-295-010001	2-117, 2-123, 2-132, 2-139, 2-147	13028	2-81, 2-84
1-295-010002	2-117	1-316-010013	2-123, 2-132, 2-139, 2-147
129572	2-153	133732	2-151
129573	2-153	13424	2-81, 2-85
129579	2-155	1-343-010007	2-29
129580	2-155	13468	2-81
1-297-010007-04	2-92	134757	2-73
1-297-010007-05	2-97	134857	2-152
1-297-010007-12	2-31, 2-33, 2-35, 2-54	135024	2-157
1-297-010007-14	2-31	135167	2-157
1-297-010007-15	2-31, 2-35	135316	2-107
1-297-010007-16	2-31, 2-35	136377	2-17
1-297-010008-05	2-93	136378	2-17
1-297-010008-07	2-54, 2-92, 2-97	136470	2-111, 2-112
1-297-010008-18	2-31, 2-35, 2-54	136471	2-112
1-297-010008-23	2-33	136578	2-152
1-297-010008-24	2-33, 2-35	13680	2-81
1-297-010008-26	2-35	137024	2-108
1-297-010010-01	2-54	137108	2-71
1-297-010010-03	2-54	137162	2-42
1-297-010010-04	2-54	137163	2-42
1-297-010012-16	2-31	137164	2-54
1-297-010013-12	2-31	137165	2-42
1-297-010015-02	2-93	137166	2-42
1-297-010015-03	2-97	137167	2-54
1-297-010015-09	2-92, 2-97	137168	2-42
1-297-010015-10	2-31	137169	2-54
1-297-010017-03	2-33, 2-35	137170	2-54
1-297-010020-02	2-92, 2-97	137171	2-42
1-297-010021-05	2-31	137421	2-99
1-297-010022-02	2-92, 2-97	137422	2-99
1-297-010022-03	2-31	137569	2-99
1-297-010031-02	2-92	137570	2-99
1-297-010032-03	2-92	137641	2-99
1-297-010033-03	2-31	137642	2-99
1-297-010034-01	2-123, 2-132, 2-139, 2-147	137879	2-100
1-298-010001-1	2-6, 2-12, 2-13, 2-103, 2-105, 2-106	137880	2-99, 2-100

137881	2-100	1-397-010301100	2-117
137882	2-99	1-397-010301122	2-11
137883	2-99	1-397-010301130	2-11
137884	2-99	1-397-010301194	2-11
137885	2-99	1-397-010301220	2-11
137886	2-99	1-397-010301238	2-11
137887	2-99	1-397-010301268	2-11
137888	2-99	1-397-010301304	2-11
137987	2-29	1-397-010302042	2-11
137993	2-99	1-397-010302070	2-12
137994	2-99	1-397-010302112	2-11
138054	2-65	1-397-010302172	2-12
138090	2-69	1-397-010302240	2-12, 2-92
138151	2-24	1-397-010304018	2-124, 2-132, 2-140, 2-147
138155	2-42, 2-54	1-397-010304060	2-140, 2-147
138179	2-19	1-397-010304135	2-151
1-382-010035-06	2-97	1-397-010305254	2-11
13839	2-81	1-397-010312032	2-140, 2-147
1-384-010038024	2-33, 2-35	140083	2-21
1-384-010038038	2-35	140087	2-5
1-384-010038056	2-35	140893	2-17
1-384-010038204	2-35	1410792	2-123, 2-132, 2-140, 2-149
138719	2-65	141708	2-62
139122	2-106	141709	2-62
139123	2-106	142441	2-42, 2-54
139383	2-69	142442	2-42
139478	2-83	142443	2-42, 2-54
139479	2-83	142444	2-42
139519	2-17	142446	2-42, 2-54
139537	2-21, 2-24	142447	2-42, 2-54
139538	2-157	142451	2-42, 2-54
139600	2-73	142483	2-19
1-397-010010016	2-12	142484	2-19
1-397-010301028	2-11	142485	2-19
1-397-010301039	2-12	142486	2-19
1-397-010301042	2-12	142545	2-42, 2-54
1-397-010301048	2-11	142547	2-67
1-397-010301064	2-11	142550	2-67

142553	2-5, 2-42, 2-54	148598	2-5
142895	2-167	149030	2-19
143100	2-21	149526	2-19
143101	2-21	149527	2-19
143102	2-21	149528	2-19
143103	2-21	149529	2-19
143104	2-21	149530	2-19
143105	2-21	149543	2-167
143106	2-21	150076	2-22
143107	2-21	150093	2-21
143108	2-21	150117	2-22, 2-29
143109	2-21	150346	2-73
143110	2-21	1-510-010001	2-11, 2-12, 2-21, 2-42, 2-54, 2-75, 2-97, 2-151
143113	2-21	1-510-010003-09	2-161
143114	2-21	1-512-010003-02	2-93
143115	2-21	1-512-010003-03	2-148
143116	2-21	1-512-010004-03	2-140, 2-147, 2-163
143117	2-21	1-512-010005-01	2-21, 2-31, 2-59
143118	2-21	1-512-010005-03	2-21, 2-29, 2-31, 2-165
143119	2-21	1-512-010005-05	2-33, 2-35, 2-54, 2-75, 2-77, 2-110, 2-111, 2-112, 2-113, 2-117, 2-123, 2-132, 2-139, 2-147, 2-163
143120	2-21	1-512-010005-09	2-12, 2-13, 2-75, 2-77, 2-93, 2-95, 2-97, 2-103, 2-105, 2-117, 2-123, 2-132, 2-139, 2-147, 2-151, 2-152, 2-153, 2-155, 2-157, 2-159, 2-163, 2-165, 2-166
143122	2-21	1-512-010005-13	2-12, 2-92, 2-97, 2-103, 2-110, 2-111, 2-112, 2-113, 2-165
143125	2-21, 2-24	1-512-010005-15	2-6, 2-12, 2-151, 2-166
143126	2-24	1-512-010007-03	2-21, 2-92, 2-157
143128	2-24	1-512-010007-05	2-42, 2-54, 2-65, 2-69, 2-93, 2-95
143141	2-19	1-512-010007-09	2-12, 2-61
143246	2-93	1-512-010007-12	2-93
143267	2-108	151823	2-19
143268	2-108	153420	2-161, 2-163
144979	2-65	153730	2-5
147464	2-37	153792	2-5
147947	2-110	153795	2-5
147948	2-110	153797	2-5
147954	2-110		
147955	2-110		
148240	2-17, 2-19		
148242	2-11, 2-17		
148597	2-5		

153798	2-5	1-654-010036-05	2-92
153799	2-5	1-654-010047-04	2-59
153800	2-5	1-654-010047-05	2-22
1-557-010013	2-165	1-654-010047-06	2-21, 2-54, 2-123, 2-132, 2-139, 2-147
1-557-010014	2-155	1-654-010049-03	2-67, 2-71
1-557-010362-54	2-11, 2-12	1-654-010049-05	2-29
1-557-010362-63	2-155	1-654-010049-06	2-21, 2-31, 2-165
155780	2-5	1-654-010049-08	2-165
1-560-010002-02	2-33, 2-35	1-654-010051-03	2-103, 2-106
1-560-010002-03	2-33, 2-35, 2-140, 2-147	1-654-010051-05	2-11, 2-17, 2-163
1-560-010002-04	2-31, 2-33, 2-35, 2-117, 2-124, 2-132	1-654-010051-06	2-75, 2-77, 2-117, 2-123, 2-132, 2-139, 2-147, 2-151, 2-155
1-560-010002-05	2-35, 2-117	1-654-010051-07	2-112, 2-113, 2-163
1-560-010002-07	2-117	1-654-010051-08	2-33, 2-35, 2-54
156510	2-29	1-654-010051-09	2-123, 2-132, 2-139, 2-147
157181	2-165	1-654-010051-10	2-110, 2-111, 2-112, 2-113
157182	2-165	1-654-010051-13	2-42, 2-54, 2-151
157183	2-165	1-654-010055-01	2-93, 2-95, 2-153
157186	2-165	1-654-010055-02	2-140, 2-147, 2-152, 2-161, 2-163
157187	2-165	1-654-010055-03	2-75, 2-93, 2-103, 2-117, 2-123, 2-132, 2-139, 2-147, 2-151, 2-155, 2-161
158040	2-11	1-654-010055-04	2-75, 2-81, 2-85, 2-117, 2-163
159001	2-69	1-654-010055-05	2-93, 2-103, 2-165
159683	2-111	1-654-010055-07	2-28, 2-93
161797	2-42, 2-54	1-654-010055-09	2-140, 2-147, 2-151, 2-152
162403	2-63	1-654-010055-11	2-105
163472	2-83	1-654-010055-13	2-155
163502	2-115	1-654-010055-15	2-153
163540	2-163	1-654-010055-16	2-75, 2-77
163541	2-163	1-654-010055-17	2-12, 2-75, 2-77, 2-97
163544	2-163	1-654-010059-03	2-110, 2-111, 2-112, 2-113, 2-165
163746	2-63	1-654-010059-04	2-110, 2-111, 2-112, 2-113
1-647-010004177	2-163	1-654-010059-05	2-97, 2-103
1-647-010004217	2-165	1-654-010059-15	2-92
1-647-010004255	2-6, 2-92	1-654-010059-21	2-12
1-654-010024014	2-93	1-654-010061-06	2-12
1-654-010024055	2-92	1-654-010061-07	2-6
1-654-010024079	2-97	1-654-010070-02	2-105
1-654-010032-4	2-42, 2-54		

1-654-010070-03	2-105	179108	2-63
1-654-010141-04	2-92	1-796-010003-01	2-28, 2-33, 2-35
1-654-010158-1	2-42, 2-54	1-796-010003-02	2-12, 2-21
1-656-010003051	2-21, 2-124, 2-132, 2-140, 2-149, 2-157	1-796-010004-02	2-42, 2-54
165766	2-115	179955	2-67, 2-71
166000	2-167	18002	2-81, 2-84
166001	2-167	18009	2-80
166766	2-124, 2-131, 2-140, 2-148	18015	2-80
166924	2-167	18016	2-80
168648	2-21, 2-27	18019	2-80
168974	2-27	18020	2-80
168975	2-21, 2-27	18022	2-84
168976	2-21, 2-27	18024	2-81
168979	2-27	18026	2-80
168982	2-21, 2-27	18027	2-80
169239	2-165	18028	2-81
169410	2-21	18029	2-81
169531	2-131, 2-148	18030	2-80
169532	2-124, 2-131, 2-140, 2-148	18032	2-80
169843	2-19	18033	2-84
170109	2-124, 2-131, 2-140, 2-148	18034	2-84
170110	2-124, 2-131, 2-140, 2-148	18035	2-83
170111	2-124, 2-131, 2-140, 2-148	18039	2-80
170112	2-124, 2-131, 2-140, 2-149	18044	2-81
170114	2-149	18047	2-80, 2-84
170120	2-62, 2-63	18056	2-81
172437	2-167	18077	2-80
173860	2-131, 2-148	18078	2-80
173887	2-147	181993	2-163
175583	2-21, 2-24, 2-27	182089	2-19
175591	2-149	1-822-010001	2-151
1-765-010065	2-92	1-833-010001	2-54, 2-92, 2-97
178428	2-131, 2-149	1-833-010002	2-31, 2-33, 2-35, 2-54
178638	2-132, 2-149	1-833-010003	2-31, 2-33, 2-35
179090	2-132, 2-149	1-843-010014	2-73
179103	2-62	184393	2-167
179107	2-62	1-861-010032-01	2-93
		1-861-010032-02	2-149

1-861-010032-03	2-97, 2-157, 2-163	193904	2-132, 2-149
1-861-010032-06	2-21, 2-31	194880	2-111, 2-113
1-861-010032-07	2-21, 2-42, 2-54	194881	2-111
1-861-010032-09	2-21, 2-29, 2-31, 2-165	1974	2-95
1-861-010032-10	2-17, 2-35, 2-75, 2-77, 2-92	197460	2-27
1-861-010032-11	2-33, 2-35, 2-42, 2-54, 2-110, 2-111, 2-112, 2-113, 2-123, 2-132, 2-139, 2-147, 2-151, 2-155, 2-163	197606	2-67, 2-71
1-861-010032-14	2-93, 2-95, 2-105	2018-12-12S	2-168
1-861-010032-15	2-12, 2-75, 2-77, 2-97, 2-105, 2-123, 2-132, 2-139, 2-147, 2-151, 2-152, 2-153, 2-155, 2-157, 2-161, 2-163, 2-165	2021-12-12S	2-168
1-861-010032-18	2-93, 2-97	202225	2-131, 2-148
1-861-010032-19	2-12, 2-110, 2-111, 2-112, 2-113	202226	2-131, 2-149
1-861-010032-21	2-13, 2-62, 2-63, 2-151	2024-12-12S	2-117, 2-123, 2-132, 2-139, 2-147
1-861-010034-07	2-21, 2-92, 2-97, 2-157	2024-12-8S	2-117
1-861-010034-09	2-42, 2-54, 2-93, 2-95, 2-123, 2-132, 2-139, 2-147	2024-2-4S	2-42, 2-55
1-861-010034-10	2-67, 2-71	202702-10-8S	2-13, 2-92
1-861-010034-11	2-17, 2-103, 2-106, 2-155	202702-12-12S	2-123, 2-132
1-861-010034-13	2-61, 2-75, 2-81, 2-85, 2-93, 2-117, 2-140, 2-147	202702-20-20S	2-123, 2-132, 2-139, 2-148
1-861-010034-17	2-42, 2-54	202702-8-8S	2-97
186811	2-131, 2-149	203003-8-8S	2-11, 2-12
1-879-010011	2-92	203005-8-8S	2-12
189278	2-163	203102-12-12S	2-123, 2-132, 2-139, 2-149
189314	2-43, 2-55	2033-8-8S	2-11
189380	2-43, 2-55	204108-001	2-65
19045	2-80, 2-84	204228	2-115
190700ZP	2-43, 2-55	2047-12-12S	2-117
190701	2-43, 2-55	205107-001	2-65
190705ZP	2-43, 2-55	205912	2-161, 2-163
190706	2-43, 2-55	2061-8-8S	2-12
190728	2-163	206209-12-12S	2-123, 2-132, 2-139, 2-149
190729	2-163	2062-10-12S	2-17
192038	2-163	2062-12-12S	2-123, 2-132, 2-139, 2-147
192744	2-124, 2-133, 2-140, 2-149	2062-16-8S	2-117
192745	2-124, 2-133, 2-141	2062-8-8S	2-11, 2-12
192746	2-124, 2-133, 2-141, 2-149	207360	2-115
192991	2-124, 2-132, 2-140, 2-149	207-8-8S	2-13
		208106	2-65
		2081-8-6S	2-31
		2083-8-4S	2-55
		2083-8-8S	2-33

2088-6-6S	2-31, 2-33, 2-35	2389	2-95
2089-6-6S	2-33, 2-35	239-3646-7	2-28
2-102-010011	2-151	239677	2-11, 2-117, 2-139, 2-147, 2-169
212378	2-65, 2-67	239678	2-11, 2-117, 2-139, 2-147, 2-169
212418	2-69, 2-71	239679	2-11, 2-117, 2-139, 2-148, 2-169
214102	2-65	239680	2-11, 2-117, 2-140, 2-148, 2-169
214104	2-65, 2-69	239705	2-169
216581	2-81, 2-84	240000208	2-19
218058	2-81	247943	2-81
2-181-010001	2-12, 2-21, 2-42, 2-54, 2-75, 2-97	2481X	2-123, 2-132, 2-140, 2-149
21925	2-80	248309	2-84
220000212	2-15	248354	2-83
220977	2-149	248355	2-83
221602	2-61	248356	2-83
2216-12-12S	2-169	248357	2-84
223219	2-149	248358	2-80, 2-84
223220	2-124, 2-132, 2-140, 2-149	248359	2-84
223938	2-73	248360	2-84
2240-12-12S	2-124, 2-132, 2-140, 2-147	248361	2-84
224322	2-73	248363	2-84
2263	2-87	248364	2-84
2-272-010109	2-93	248501	2-84
22752	2-80	248502	2-84
230730	2-73	248503	2-84
23078	2-81	248504	2-84
23079	2-81	248505	2-84
23081	2-81	248506	2-81, 2-84
23082	2-85	248507	2-81, 2-84
23083	2-81	248508	2-84
23144	2-85	248509	2-84
23145	2-85	248510	2-84
232809	2-73	248511	2-81, 2-84
23303	2-80	248512	2-85
23367	2-84	248513	2-85
23470	2-80	248514	2-85
235291	2-27	248516	2-85
238198	2-37	26331	2-21
238634	2-169	26976	2-83

2750-8	2-12	3-141-010152	2-155
3/8P COUPL	2-140, 2-147	3-141-010155	2-155
3-014-010208	2-92	3-146-010001	2-12
3-014-010255	2-93	3-150-010186	2-92, 2-95
3-054-010101	2-155	3-150-010196	2-92
3067	2-67, 2-71	3-150-010223	2-12
3-076-010005	2-42, 2-55	3-153-010016-02	2-97
3-102-010022	2-12	3-155-010012	2-123, 2-132
3-102-010048	2-12	3-155-010017-4	2-75, 2-77
3-115-010052	2-157	3-155-010018-6	2-75, 2-77, 2-93
3-115-010053	2-157	3-156-010008	2-28, 2-92
3-115-010096	2-159	3-162-010001	2-117, 2-123, 2-132, 2-140, 2-147
3-115-010097	2-159	3-174-010038	2-75, 2-93, 2-107
3-115-010099	2-159	3-174-010039	2-107
3-117-010069	2-155	3-174-010039036	2-75, 2-93
3-117-010070	2-155	3-174-010059	2-97
3-117-010071-1	2-155	3-174-010060036	2-97
3-120-010073	2-12	3-181-010006	2-11, 2-147
3-120-010117	2-12	3-182-010028	2-123, 2-132, 2-140, 2-147
3-120-010124	2-123, 2-132, 2-140, 2-147	32002	2-92
3-120-010125	2-12	3-201-010002	2-28
3-120-010294	2-103	3-222-010198	2-105
3-120-010295	2-103	3-222-010199	2-105
3-120-010445	2-92	3-222-010227	2-105
3-120-010461	2-117	3-242-010099	2-11, 2-12, 2-14
3-120-010478	2-103	3-242-010102	2-12, 2-15
3-120-010485	2-28	3-242-010103	2-12, 2-15
3-125-010241	2-12	3-242-010152-02	2-12
3-125-010244	2-12	3-242-010153	2-12
3-125-010465	2-92	3-272-010017	2-28
3-136-010001-01	2-92	3-272-010018	2-93
3-141-010008	2-155	3-272-010021	2-28, 2-92
3-141-010118	2-155	3-272-010157	2-93
3-141-010119	2-155	3-316-010008	2-123, 2-132, 2-140, 2-147
3-141-010121	2-155	3-348-010048	2-93
3-141-010123	2-155	3-352-010017-1	2-103
3-141-010147	2-155	3-352-010017-2	2-103
3-141-010151	2-155	3-352-010062	2-103

3-360-010072	2-17	3-573-010086	2-5
3-360-010090	2-17	3-573-010127	2-5
3-368-010129	2-92	3-573-010134	2-5
3-368-010250	2-29	3-573-010210	2-5
3-368-010252	2-29	3-573-010273	2-28
3-375-010250	2-6	3-573-010298	2-5
3-375-010292	2-6	3-573-010299	2-5
3-375-010349	2-6	3-573-010300	2-5
3-375-010489	2-6, 2-11	3-573-010377	2-5
3-384-010031	2-33	3-573-010378	2-5, 2-155
3-399-010001	2-117	3-573-010442	2-92
3-399-010001006	2-123, 2-132, 2-140, 2-149	3-573-010506	2-133, 2-140, 2-147
3-432-010006	2-47	3-591-010001	2-117
3-432-010010	2-47	3-626-010004	2-92
3-443-010010	2-157, 2-159	3-642-010134	2-105
3-443-010018	2-140, 2-147	3-645-010049	2-103, 2-106
346SL	2-103	3-645-010059	2-105
3-481-010006	2-75, 2-77, 2-81, 2-87	3-645-010085	2-105
3-481-010007	2-75, 2-77, 2-85, 2-87, 2-93	3-659-010012	2-67, 2-71
3-482-010252	2-92	3-659-010013-1	2-159
3-482-010503	2-117	3-681-010122	2-11
3-482-010575	2-17	3-711-010025	2-155
3-485-010001	2-43, 2-55	3-711-010110	2-75, 2-92
3-522-010017	2-93	3-720-010010	2-75, 2-77, 2-97
3-557-010030	2-6	3-720-010030	2-47
3-557-010031	2-12	3-720-010035	2-93
3-557-010033	2-11, 2-12	3-720-010042	2-92
3-557-010059	2-11	3-741-010085	2-103
3-557-010120	2-12	3-755-010080	2-155
3-557-010380	2-155	3-755-010189	2-43, 2-55
3-557-010383	2-103, 2-106	3-755-010189-03	2-43, 2-55
3-557-010474	2-92	3-755-010189-1	2-43, 2-55
3-561-010001	2-117	3-762-010016	2-43, 2-55
3-565-010770	2-103, 2-106	3-762-010017	2-43, 2-55
3-565-011688	2-93	3-780-010002	2-33, 2-35, 2-43, 2-55
3-565-011757	2-105	3-786-010043	2-117
3-573-010031	2-5	3-793-010040	2-103
3-573-010057	2-5	3-793-010041	2-103

3-821-010005	2-43, 2-55	405999-001	2-65, 2-69
3-826-010014	2-6	408101-001	2-65, 2-69
3-826-010015	2-6	51039-23	2-12
3-829-010327	2-103	514-1000	2-157
3-829-010329	2-103	514-1000-056	2-159
3-829-010331	2-103	514-9045-26	2-124, 2-132, 2-140, 2-147
3-831-010172	2-92	514-9073-18	2-124, 2-132, 2-140, 2-147
3-831-010182	2-92	516-22PTL	2-165
3-843-010008	2-97	519-9967	2-165
3-843-010022	2-92	55B61	2-31, 2-33, 2-35
3-843-010038	2-31	55B61-6	2-31
3-846-010155	2-11	55B61-7	2-31
3-846-010156	2-11	56D4	2-33, 2-35
3-861-010038	2-12	61333	2-81
3-870-010097	2-73	61344	2-85
3-870-010104	2-73	622-3511-008	2-43, 2-55
3-870-010106	2-73	63680	2-67
3-870-010107	2-71	64181	2-28, 2-29
3-870-010110	2-73	6-557-010163	2-155
3-870-010116	2-73	660580002	2-19
3-873-010122	2-75, 2-77, 2-80	660580003	2-19
3-873-010123	2-75, 2-77, 2-83, 2-93	660580004	2-19
3-873-010124	2-75, 2-77	660580005	2-19
3-873-010126-2	2-75, 2-77, 2-80	660585006	2-19
3-873-010129-2	2-75, 2-77, 2-83	670500045	2-19
3-873-010154	2-97, 2-99	671400033	2-19
3-873-010155	2-97	671400040	2-19
3-873-010166	2-11	671900011	2-19
3-873-010166-01	2-75	6828	2-117
3-873-010166-02	2-75	7-458-010009	2-159
3-873-010166-03	2-75	758-181	2-33, 2-35
3-873-010166-04	2-75	7HCGHT500	2-75, 2-92, 2-108
3-873-010178-1	2-75	805-2	2-33, 2-35, 2-55
3-873-010178-3	2-75	81006	2-80
3-876-010017	2-97	81009	2-80
4009	2-67, 2-71	81025	2-80
403149	2-65	81077	2-83
405129	2-65, 2-69	81078	2-83

81080	2-84
81081	2-84
81264	2-29
81530	2-80
85G816E	2-149
88005	2-84
900 45 040	2-61, 2-62
900 54 007	2-55, 2-59
900-08-139	2-61
900598-12S	2-123, 2-132, 2-139, 2-149
905-54-107	2-55, 2-59, 2-93, 2-97
905-57-129	2-61
934 00 149	2-61
934-00-367	2-62, 2-63
934-00-492	2-61, 2-62, 2-63
936 00 077	2-61

A

A10037.3	2-115
A10038.7	2-115

B

B3-115-016	2-157
B7-115-003	2-159
B7-115-004	2-159
B7-141-003	2-29, 2-155
BSL-6-4	2-157, 2-159

C

C10256	2-115
C2001	2-95
C29-1104X	2-93
C3069X12	2-117

H

HM212011	2-67, 2-71
HM212049	2-67, 2-71
HM218210	2-67, 2-71
HM218248	2-67, 2-71

K

K71-101-00	2-65
K71-136-00	2-69
K71-460-00	2-65

P

PMCK-AD-460	2-14
PMCK-AD-461	2-15
PTO	2-117

R

RFB722X4	2-97
RPRB59004X11	2-159
RPRB59004X3H	2-161, 2-163
RRRCF506X20	2-157
RSP956X5X5	2-97
RTR7999X4ZP	2-93

S

S21F-6	2-168
S25F-6	2-168
SCREW#6X3/8	2-159
STP-147	2-93
STP-164	2-93

W

W908406-4	2-62, 2-63
-----------	------------



Intertek

Equipment from Landoll Company, LLC. is built to exacting standards ensured by ISO 9001 registration at all Landoll manufacturing facilities.

Model 330C Semitrailer

Parts Manual

Re-Order Part Number F-476

LANDOLL COMPANY, LLC.

1900 North Street

Marysville, Kansas 66508

(785) 562-5381

800-428-5655 ~ WWW.LANDOLL.COM



Copyright 2023. Landoll Company, LLC.

"All rights reserved, including the right to reproduce this material or portions thereof in any form"