



# 302D-B/305D-B/313D-B Bottom Dump Semitrailer Parts Manual



**LANDOLL COMPANY, LLC.**

1900 North Street

Marysville, Kansas 66508

(785) 562-5381

800-428-5655 ~ [WWW.LANDOLL.COM](http://WWW.LANDOLL.COM)

# Instructions for Ordering Parts

**\*\* Repair parts must be ordered through an Authorized Dealer \*\***

## DEALER INSTRUCTIONS FOR ORDERING PARTS FROM LANDOLL PARTS DISTRIBUTION CENTER

Phone #: 800-423-4320 or 785-562-5381

Fax #: 888-527-3909

Order online: [dealer.landoll.com](http://dealer.landoll.com)

### IDENTIFICATION PLATE

The identification plate, which lists the model number and serial number, is located on the front of the frame.


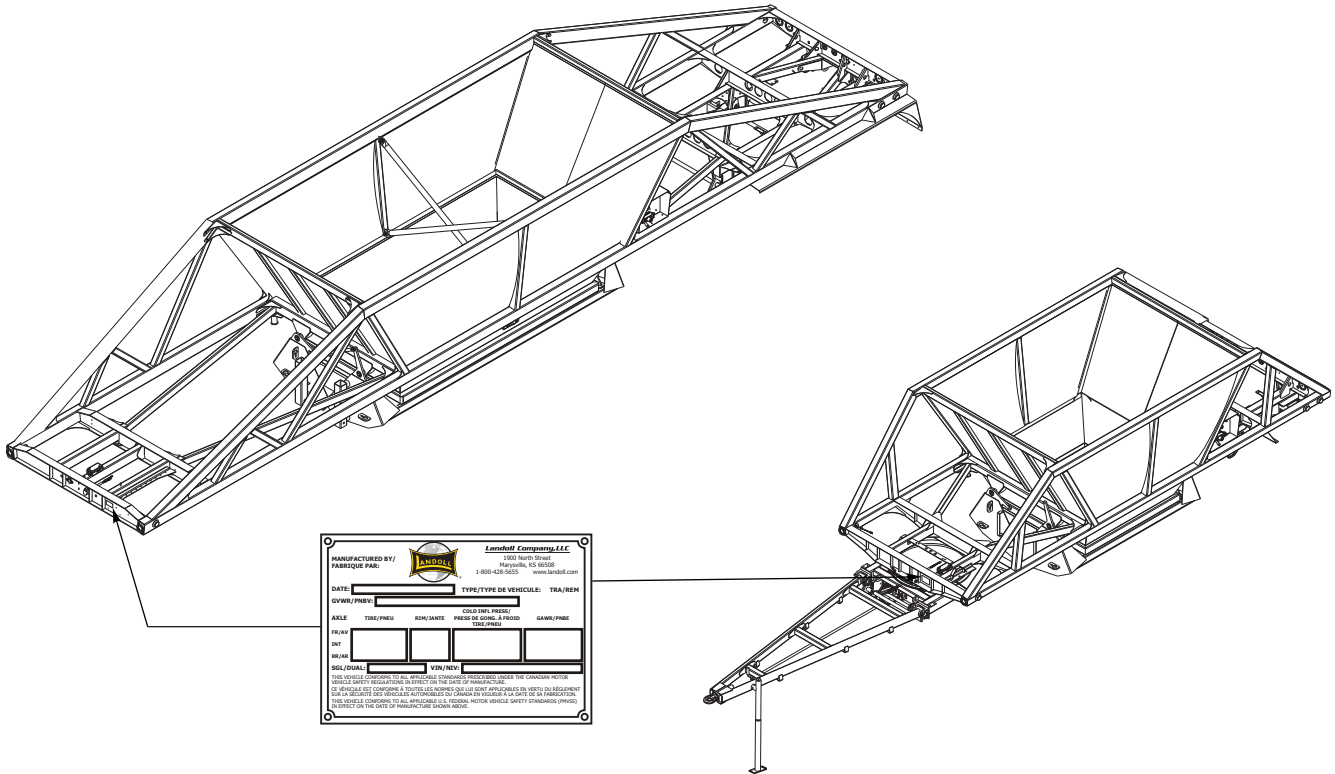
#### SERIAL NUMBER

The serial number is located on the identification plate.  
The Following information will help decode the trailer serial number

#### AAABBBCCDEFGHJJJJJ

<b>AAA</b>	= world manufacturer identifier
<b>BBB</b>	= model
<b>C</b>	= length
<b>D</b>	= axle type
<b>E</b>	= federal check digit

<b>F</b>	= model year
<b>G</b>	= plant of manufacture
<b>H</b>	= model version
<b>JJJJ</b>	= serial number



Identification Plate and Location

### Manuals for 302D-B/305D-B/313D-B

Manual Number	Manual Type
F-1044	Bottom Dump Trailer Operator's Manual
F-1043	Bottom Dump Trailer Parts Manual

# Table of Contents

---

<b>1</b>	<b>General Assembly</b>	
	General Assembly .....	1-1
	Manual Tube .....	1-2
<b>2</b>	<b>Decals</b>	
	Decal Placement 302D & 305D .....	2-1
	Decal Placement (313D-B) .....	2-5
<b>3</b>	<b>Electrical</b>	
	Electrical Components (302D-B, 305D-B) .....	3-1
	Electrical Components (313D-B) .....	3-3
	Wiring Diagram, Trailer (302D-B, 305D-B) .....	3-5
	Wiring Diagram, Trailer (313D-B) .....	3-11
	Wiring Diagram, Anti-Lock Brakes .....	3-15
<b>4</b>	<b>Frame Components</b>	
	Clamshell Gate Assembly (302D/305D) .....	4-1
	Clamshell Gate Assembly (313D) .....	4-2
	Clamshell Gate Seals (302D,305D) .....	4-3
	Clamshell Gate Seals (313D) .....	4-4
	Drawbar Assembly, 120" Eye and Hinge .....	4-5
	Fifth Wheel .....	4-7
	Gate Mounted Pin-Drop Legs .....	4-9
	Mud Flap Assembly (302D/305D) .....	4-10
	Mud Flap/Fender Installation Front (313D-B ONLY) .....	4-11
	Mud Flap/Fender Installation Rear (313D-B ONLY) .....	4-13
	Turntable Bearing (313D-B ONLY) .....	4-15
<b>5</b>	<b>Suspension</b>	
	Spring Ride With Tire Inflation (With Disc Brakes) .....	5-1
	Tire Inflation System, Thermalert Components (OPTION) .....	5-5
	Single Axle Spring Front Suspension (313D-B ONLY) .....	5-7
	Single Axle Spring Rear Suspension (313D-B ONLY) .....	5-9
	Tandem Axle Spring Suspension .....	5-11
	Triple Axle Spring Suspension .....	5-13
<b>6</b>	<b>Axle Assembly</b>	
	Axle 16.5 x 7 Drum Brakes, Dexter .....	6-1
	Axle 16.5 x 7 Drum & Hub Assembly, Dexter .....	6-3
	Axle 16.5 Disc Brakes & Hub Assembly, Dexter (OPTION) .....	6-5
	Tire and Wheel Assembly .....	6-9
	Spare Tire (313D-B ONLY) .....	6-10
<b>7</b>	<b>Air System</b>	
	60-Gallon Air Gate Diagram .....	7-1

7 X 30 Air Cylinder . . . . . 7-5  
 Gate Control Valve Assembly . . . . . 7-6  
 Air Brakes (313D-B ONLY) . . . . . 7-7  
 Tandem Axle Air Brakes (302D) . . . . . 7-11  
 Triple Axle Air Brakes (305D) . . . . . 7-13

**8 Grease System**

Tandem Axle Grease System . . . . . 8-1  
 Triple Axle Grease System . . . . . 8-3

**9 Options**

302D/305D Versa Valve Air Diagram . . . . . 9-1  
 ABS W/ROLLOVER STABILITY . . . . . 9-3  
 Air Ride Plumbing . . . . . 9-7  
 Air Ride Suspension . . . . . 9-9  
 Neway Lift Axle Suspension . . . . . 9-11  
 Tire Inflation System Electrical (Before 04/07/2020) . . . . . 9-13  
 Tire Inflation System Electrical (After 04/07/2020) . . . . . 9-15  
 Cab Control Single Gate . . . . . 9-17  
 Cab Control Dual Gates . . . . . 9-19  
 Drawbar Assemblies . . . . . 9-21  
 Spare Tire Mount (313D-B ONLY) . . . . . 9-23  
 Mud Flap Installation Center Rear (313D-B ONLY) . . . . . 9-25  
 Pintle Hitch Kit . . . . . 9-27  
 Pushbar Installation . . . . . 9-31  
 Deflector . . . . . 9-33  
 Side Board Brackets (302D/305D) . . . . . 9-34

**10 Glossary**

**11 Index**



# General Assembly

## General Assembly

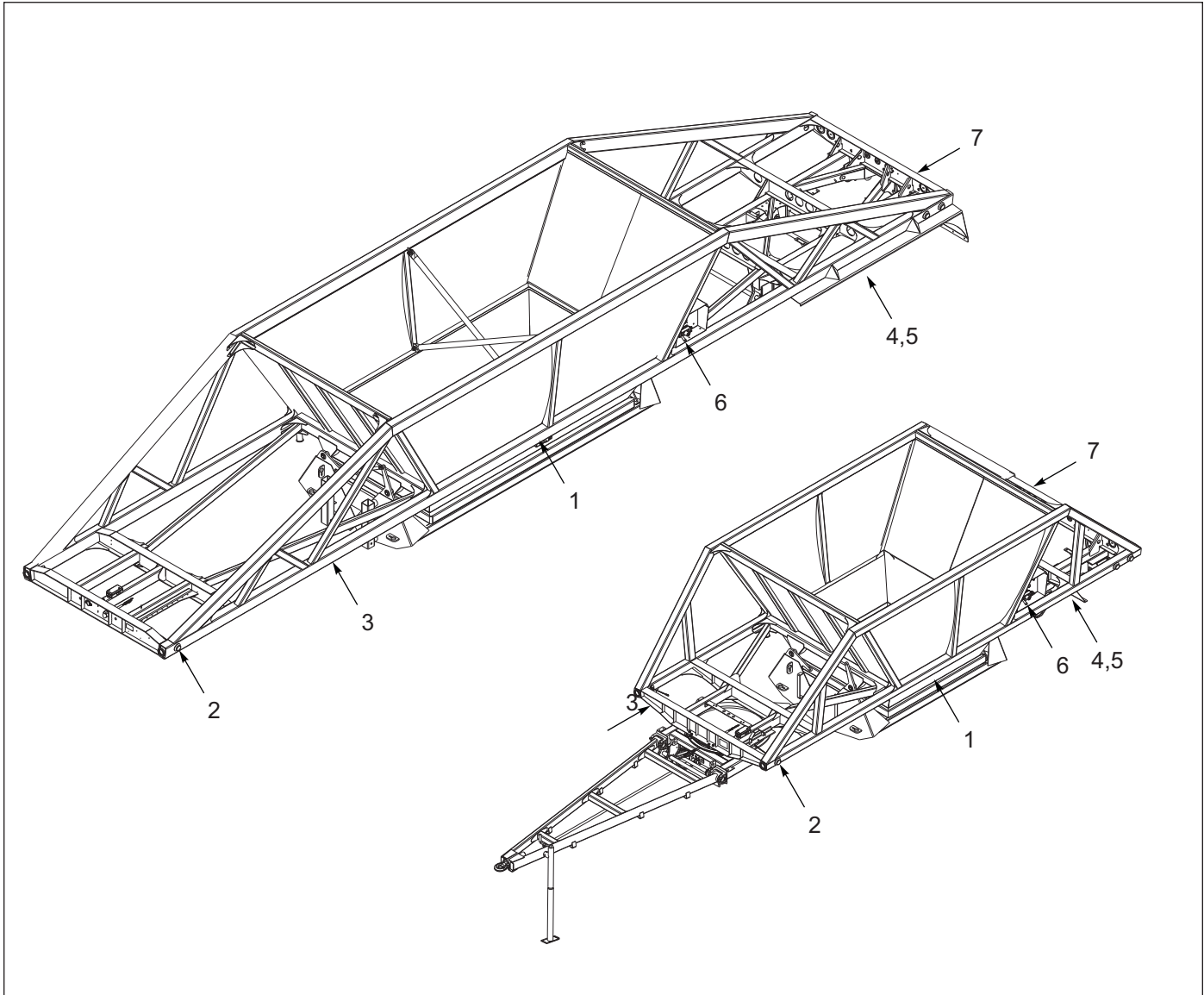
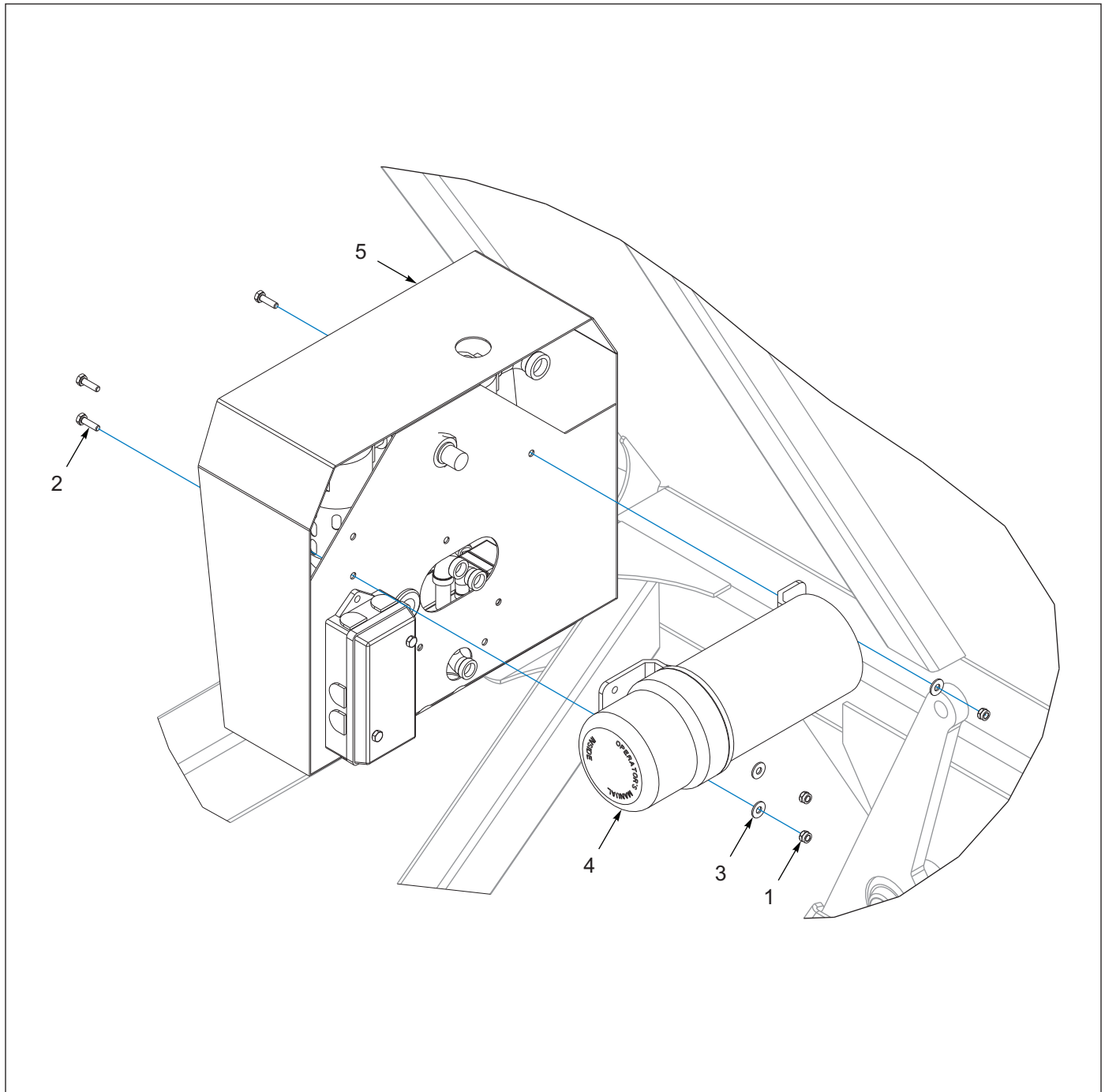


Figure 1-1: General Assembly

## General Assembly

ITEM	PAGE NUMBER	DESCRIPTION	QTY.
1	2-1 - 2-6	DECALS PLACEMENT	--
2	3-1 - 3-16	ELECTRICAL	--
3	4-1 - 4-16	FRAME COMPONENTS	--
4	5-1 - 5-14	SUSPENSION	--
5	6-1 - 6-10	AXLE ASSEMBLY	--
6	7-1 - 7-14	AIR SYSTEM	--
7	8-1 - 8-4	GREASE SYSTEM	--
8	9-1 - 9-34	OPTIONS	--

# Manual Tube



**Figure 1-2: Manual Tube**

## Manual Tube

ITEM	PART NUMBER	DESCRIPTION	QTY.
1	1-512-010005-01	NUT,HEX,SLFLKG GRB 1/4-20	3
2	1-654-010047-05	SCREW, HX CP 1/4-20UNCx7/8 GR5	3
3	1-861-010032-07	WASHER,FLAT 1/4 ZP	3
4	150076	MANUAL TUBE (4-1/4"ID)	1
5	S-051-027	BOX WLDMT VALVE	1

# Decals

## Decal Placement 302D & 305D

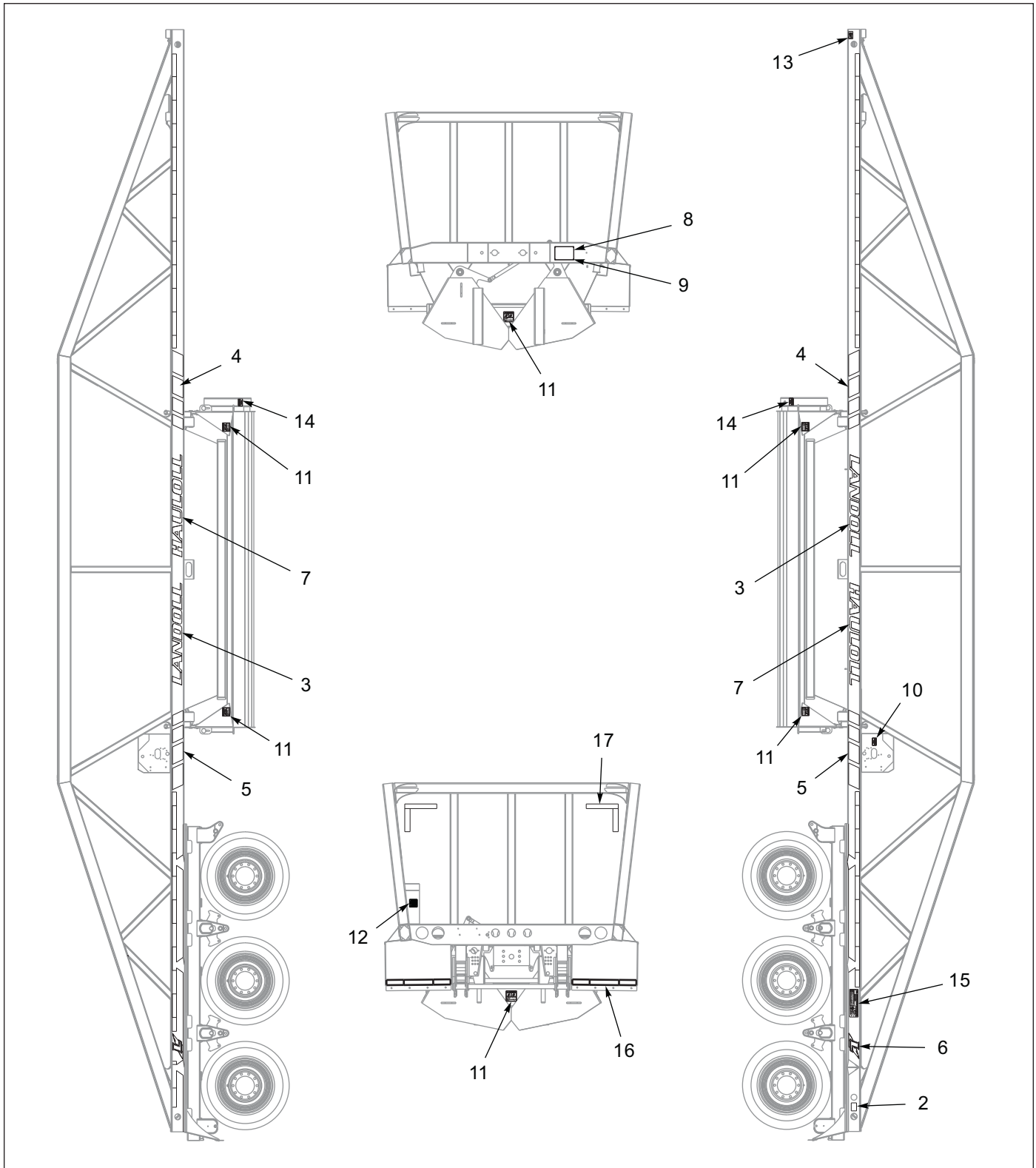



Figure 2-1: Decal Placement 302D & 305D



**MANUFACTURED BY/ FABRIQUE PAR:**  **Landoll Company, LLC**  
 1900 North Street  
 Marysville, KS 66508  
 1-800-428-5655 www.landoll.com

DATE: \_\_\_\_\_ TYPE/TYPE DE VEHICULE: TRA/REM  
 GVWR/PNBV: \_\_\_\_\_

AXLE TIRE/PNEU RIM/JANTE COLD INFL PRESS/ PRESS DE GONG. À FROID GAWR/PNBE  
 TIRE/PNEU

FR/AV \_\_\_\_\_  
 INT \_\_\_\_\_  
 RR/AR \_\_\_\_\_

SGL/DUAL: \_\_\_\_\_ VIN/NIV: \_\_\_\_\_

THIS VEHICLE CONFORMS TO ALL APPLICABLE STANDARDS PRESCRIBED UNDER THE CANADIAN MOTOR VEHICLE SAFETY REGULATIONS IN EFFECT ON THE DATE OF MANUFACTURE.  
 CE VÉHICULE EST CONFORME À TOUTES LES NORMES QUI LUI SONT APPLICABLES EN VERTU DU RÈGLEMENT SUR LA SÉCURITÉ DES VÉHICULES AUTOMOBILES DU CANADA EN VIGUEUR À LA DATE DE SA FABRICATION.  
 THIS VEHICLE CONFORMS TO ALL APPLICABLE U.S. FEDERAL MOTOR VEHICLE SAFETY STANDARDS (FMVSS) IN EFFECT ON THE DATE OF MANUFACTURE SHOWN ABOVE.

8



11



6



1



13

**TORQUE SPECIFICATIONS FOR PILOT MOUNTED DISC WHEELS**

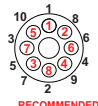
**DANGER**

Read and understand the installation, service and safety instructions manual before installing or servicing the hub. Failure to do so may result in personal injury or death, and may result in a compromise of your vehicle's safety through loss or failure of a wheel or compromise of the braking system.

Use a torque wrench to assure proper torque. Failure to do so will compromise your products service, life and safety. Under torque and over torque can cause thread and/or nut damage, and may result in the loss of a wheel.

Recheck torque after the first 50 to 100 miles of service. Parts may seat naturally, causing the torque to drop. Proper torque is essential for the service, life and safety of this product.

**8 AND 10 STUD HUBS**  
 Applies to M22 X 1.5 studs/two piece flange nut.



All threads are right hand metric.  
 First Tighten Flange Nuts to 50ft. lb. Using sequence shown.

Check Disc-Wheel for proper positioning on pads and proper seating against flange.

Then Tighten Flange Nuts to recommended torque using sequence shown.

**RECOMMENDED TORQUE: 450-500FT. LBS.**

3-573-010210

15

**LANDOLL**

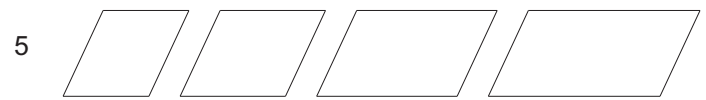
3

**HAULLOLL**

7



4



5



16



12



14



10

Figure 2-2: Safety Decals

## Decal Placement 302D & 305D

ITEM	PART NUMBER	DESCRIPTION	QTY.
	155259	DECAL INSTL, SPARTAN REFL	--
1	101299	KEY CHAIN, LANDOLL	1
2	101855	WARNING LAMP LABEL,ABS	1
3	153750	DECAL, LANDOLL 5" REFLECT	2
4	153752	DECAL, CHEVRON LEFT REFLECT	2
5	153753	DECAL, CHEVRON RIGHT REFLECT	2
6	153797	DECAL,HIGHWAY L 5" REFLECTIVE	2
7	155178	DECAL, HAULLOLL 5" REFLECTIVE	2
8	155780	TRAILER VIN PLATE	1
9	156010	RIVET, BLIND .156X1/2 GRIP <b>(NOT SHOWN)</b>	4
10	171950	DECAL GATES / PARK STANDS	1
11	2-573-010335	DECAL, DANGER PINCHING	6
12	225949	DECAL, QR CODE BOTTOM DUMP	1
13	3-573-010060	DECAL, TOLL-FREE NO	1
14	3-573-010111	DECAL SPARTAN PARK STANDS	2
15	3-573-010210	DECAL TORQUE SPEC 8-10STU HUB	1
16	3-573-010377	DECAL,2"REFLEXITE TAPE,RD/WHT	REF
17	3-573-010378	DECAL,2"REFLEXITE TAPE,WHITE <b>(NOT SHOWN)</b>	REF



# Decal Placement (313D-B)

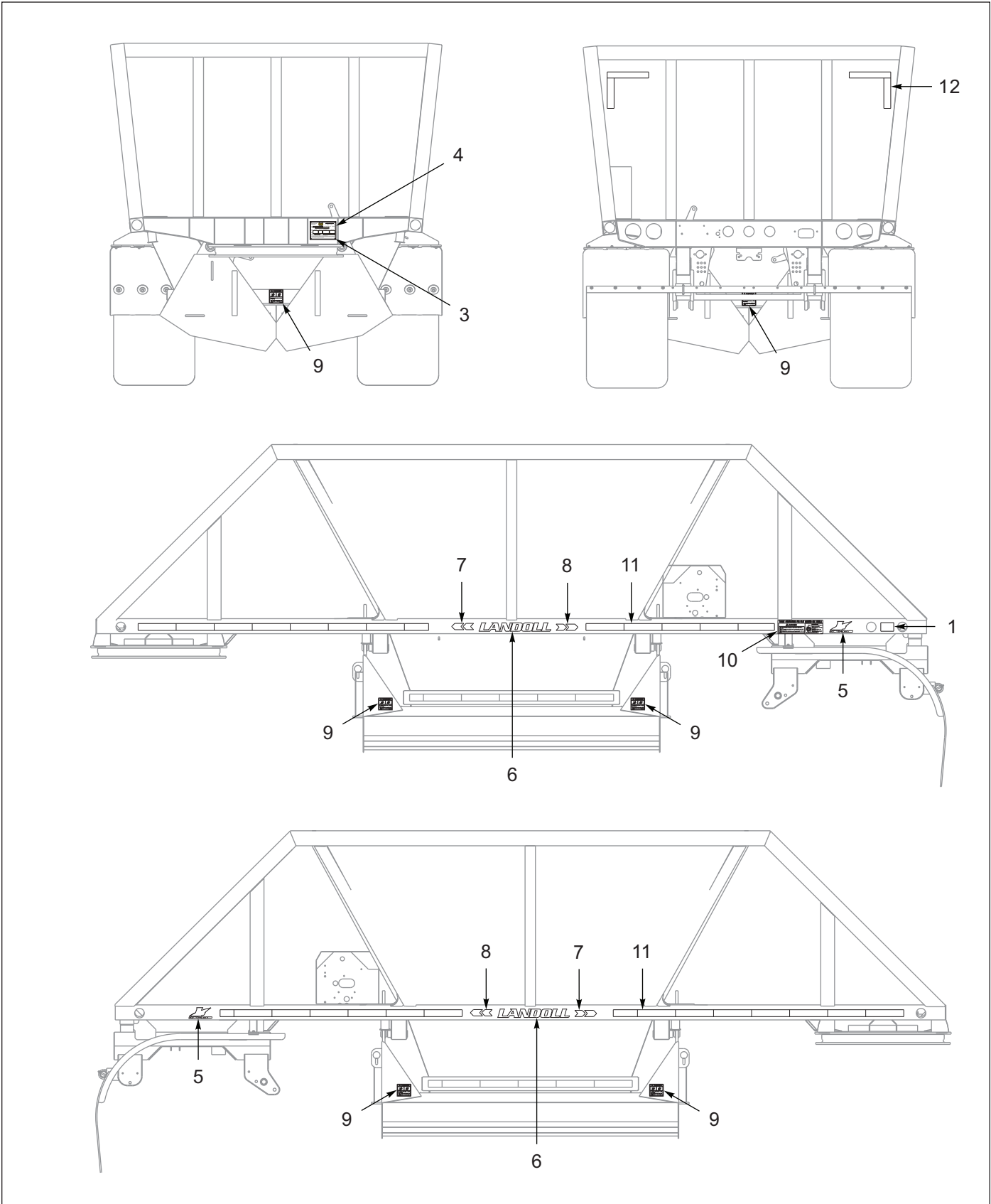


Figure 2-3: Decal Placement (313D-B) (1 of 2)

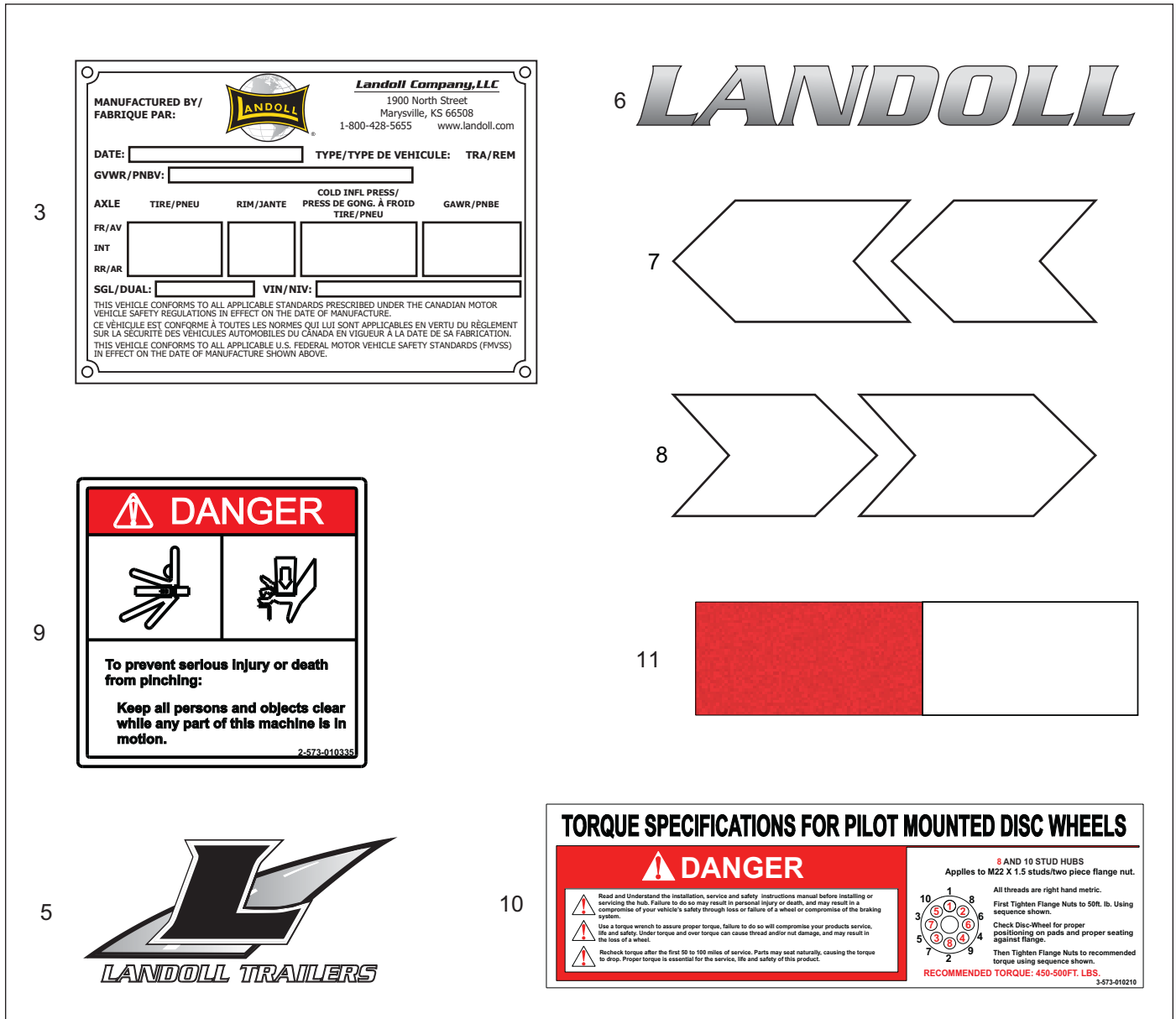


Figure 2-4: Decal Placement (313D-B) (2 of 2)

### Decal Placement (313D-B)

ITEM	PART NUMBER	DESCRIPTION	QTY.
1	101299	KEY CHAIN, LANDOLL (NOT SHOWN)	1
2	101855	WARNING LAMP LABEL,ABS (NOT SHOWN)	1
3	155780	TRAILER VIN PLATE	1
4	156010	RIVET, BLIND .156X1/2 GRIP (NOT SHOWN)	4
5	196165	DECAL HIGHWAY L	2
6	196167	DECAL LANDOLL SMALL	2
7	196168	DECAL ARROW SMALL 2LH	2
8	196169	DECAL ARROW SMALL 2RH	2
9	2-573-010335	DECAL, DANGER PINCHING	6
10	3-573-010210	DECAL TORQUE SPEC 8-10STU HUB	1
11	3-573-010377	DECAL,2"REFLEXITE TAPE,RD/WHT	REF
12	3-573-010378	DECAL,2"REFLEXITE TAPE,WHITE	REF

# Electrical

## Electrical Components (302D-B, 305D-B)

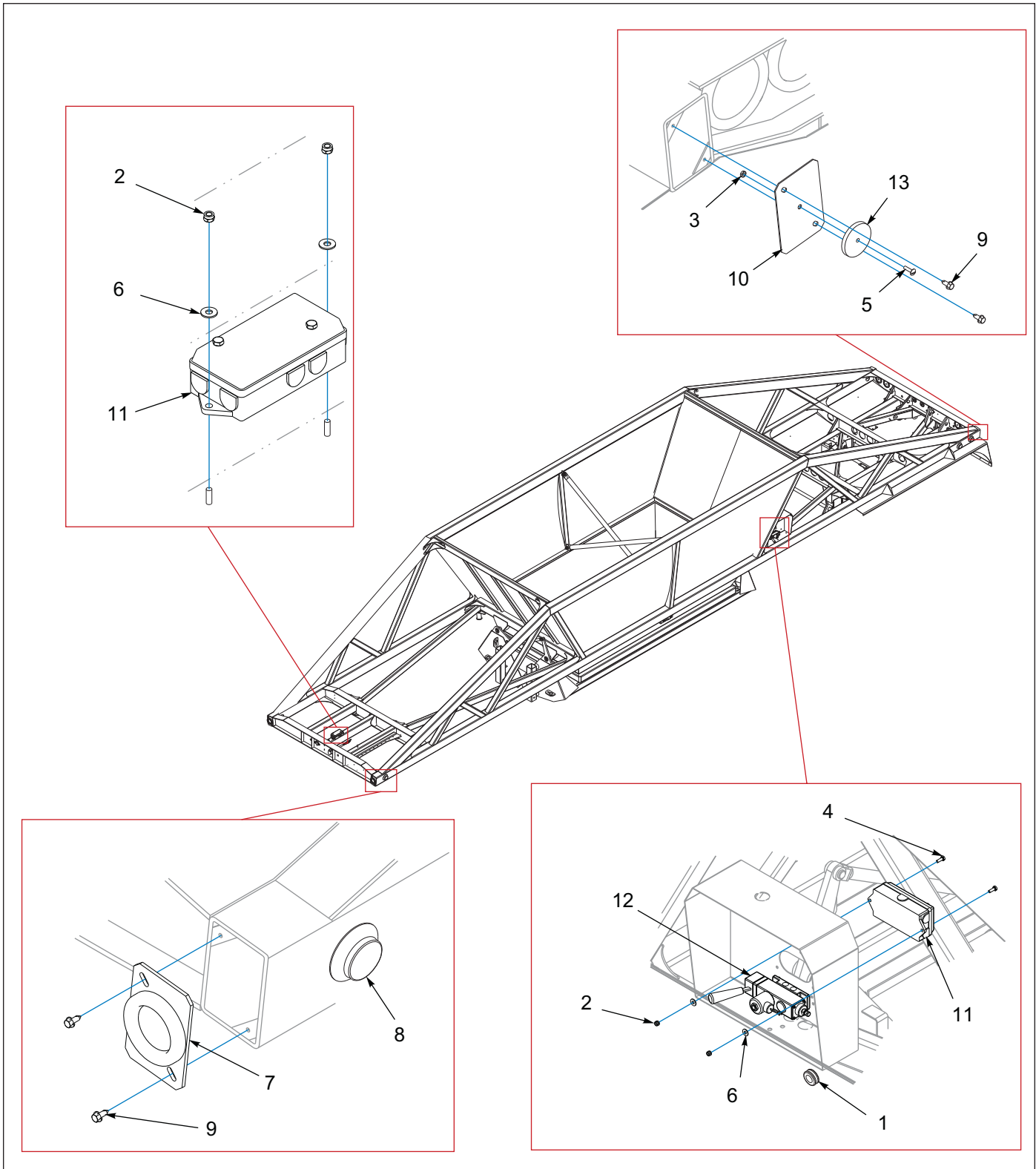


Figure 3-1: Electrical Components (302D-B, 305D-B)

---

## Electrical Components (302D-B, 305D-B)

---

ITEM	PART NUMBER	DESCRIPTION	QTY.
1	1-343-010006	GROMMET	1
2	1-512-010005-01	NUT,HEX,SLFLKG GRB 1/4-20	6
3	1-512-010007-03	NUT, HEX 10-24 GR2 ZP	2
4	1-654-010047-04	SCREW,HEX CAP,1/4-20X3/4 GR5	2
5	1-656-010003051	SCREW,RH HD MACH 10-24X3/4	2
6	1-861-010032-07	WASHER,FLAT 1/4 ZP	8
7	108793	COVER W/LIGHT HOLE	REF
8	143108	LIGHT RED LED 2.5CL/MK GROTE	5
9	1/4-20X3/4 SELF	SCREW HEX HEAD THREAD CUT	REF
10	583-159	COVER	REF
11	750-029	JUNCTION BOX 7 STUD	2
12	758-014	VALVE AIR CONTROL	1
13	B477R	REFLECTOR PM RED	REF

# Electrical Components (313D-B)

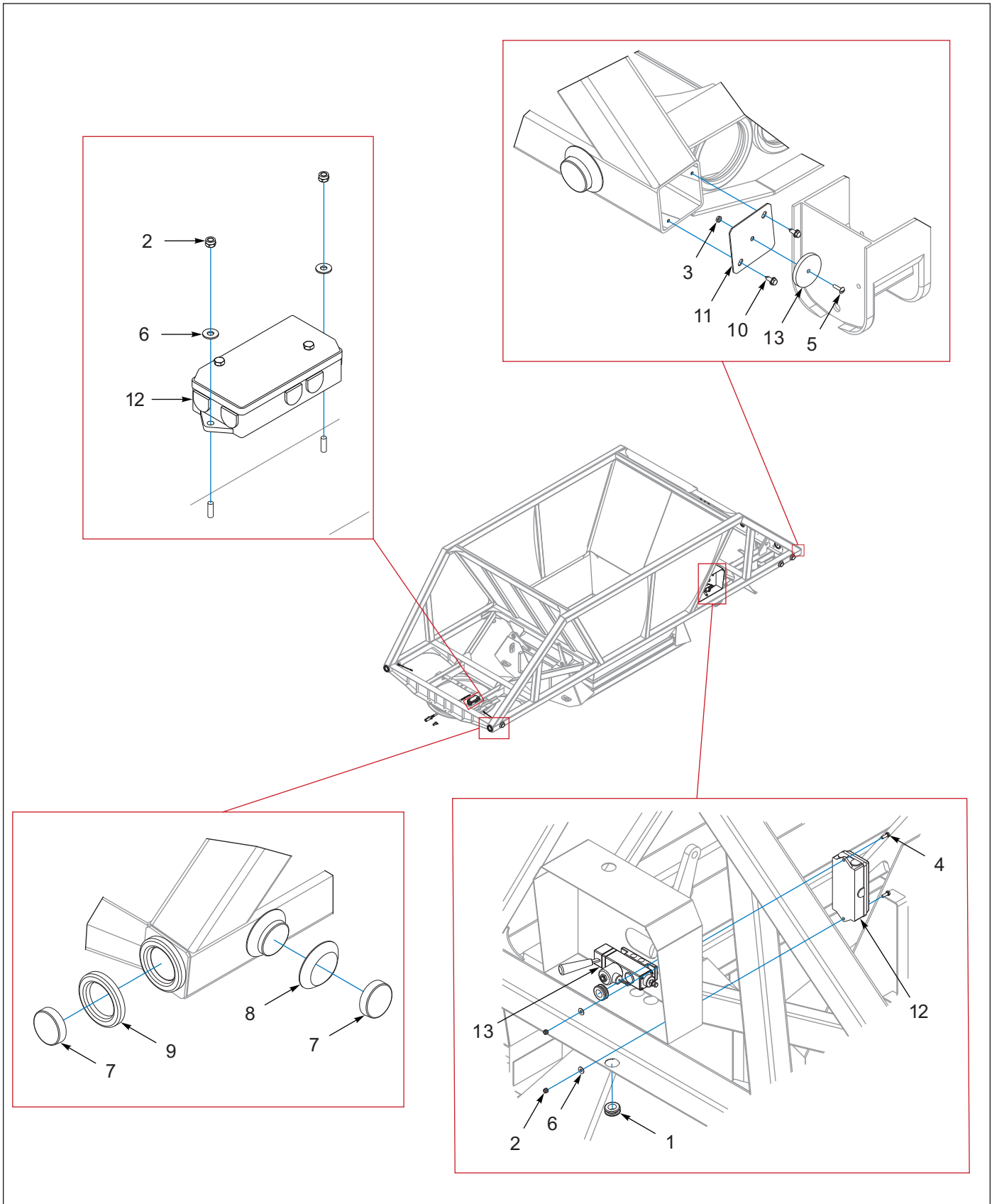


Figure 3-2: Electrical Components (313D)



## Electrical Components (313D-B)

ITEM	PART NUMBER	DESCRIPTION	QTY.
1	1-343-010006	GROMMET	1
2	1-512-010005-01	NUT,HEX,SLFLKG GRB 1/4-20	6
3	1-512-010007-03	NUT, HEX 10-24 GR2 ZP	2
4	1-654-010047-04	SCREW,HEX CAP,1/4-20X3/4 GR5	2
5	1-656-010003051	SCREW,RH HD MACH 10-24X3/4	2
6	1-861-010032-07	WASHER,FLAT 1/4 ZP	8
7	143109	LIGHT YEL LED 2.5 CL/MK GROTE	4
8	143110	GROMMET 2.5 SURFACE MT	5
9	143111	GROMMET 2.5 RECESSED MT GROTE	5
10	1/4-20X3/4 SELF	SCREW HEX HEAD THREAD CUT	REF
11	583-159	COVER	REF
12	750-029	JUNCTION BOX 7 STUD	REF
13	758-014	VALVE AIR CONTROL	2
13	B477R	REFLECTOR PM RED	1
14	S-083-027-1	STRUCTURAL FRAME 313-D WLDMT	REF

# Wiring Diagram, Trailer (302D-B, 305D-B)

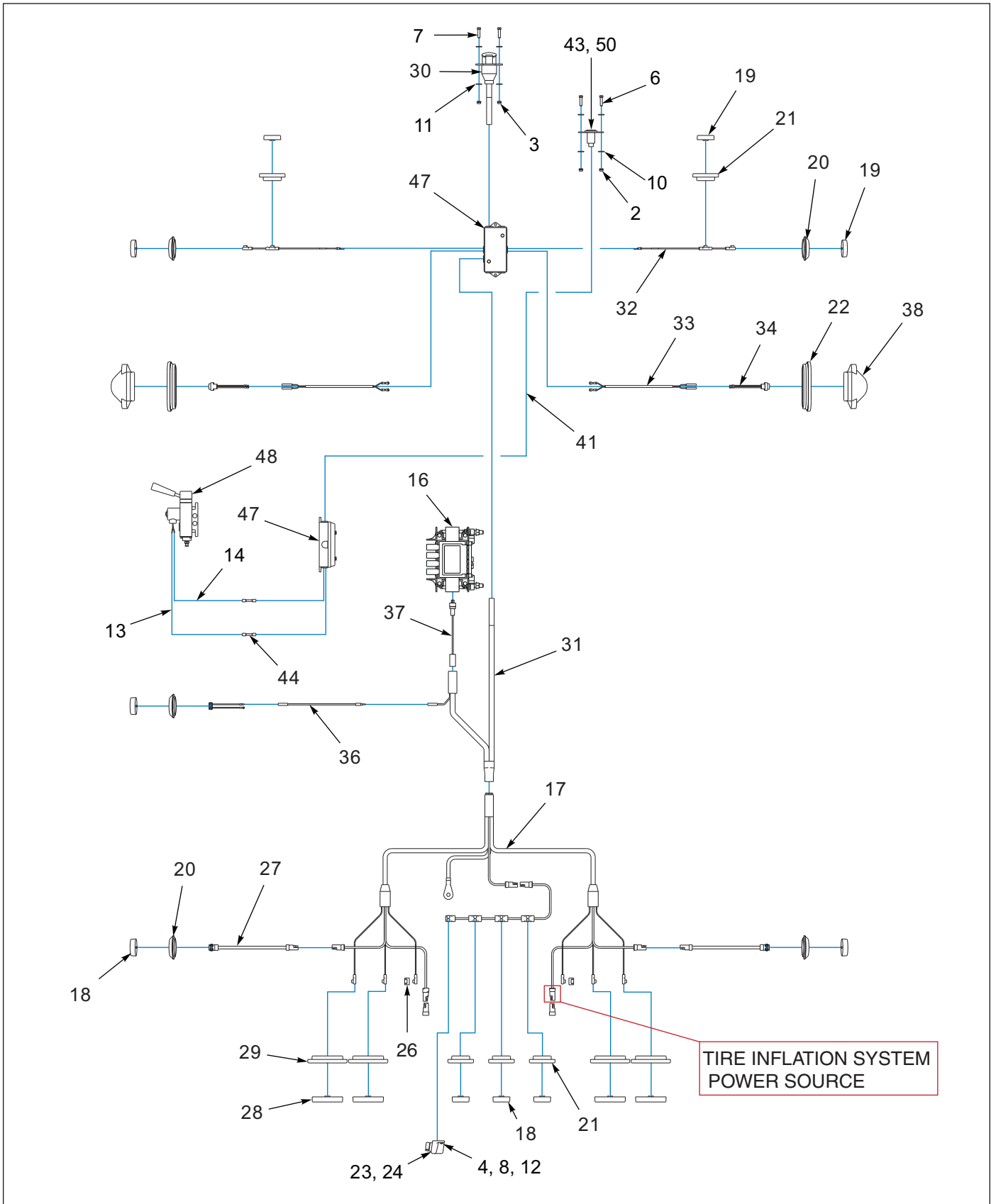


Figure 3-3: Wiring Diagram, Trailer (302D-B, 305D-B) (1 of 3)

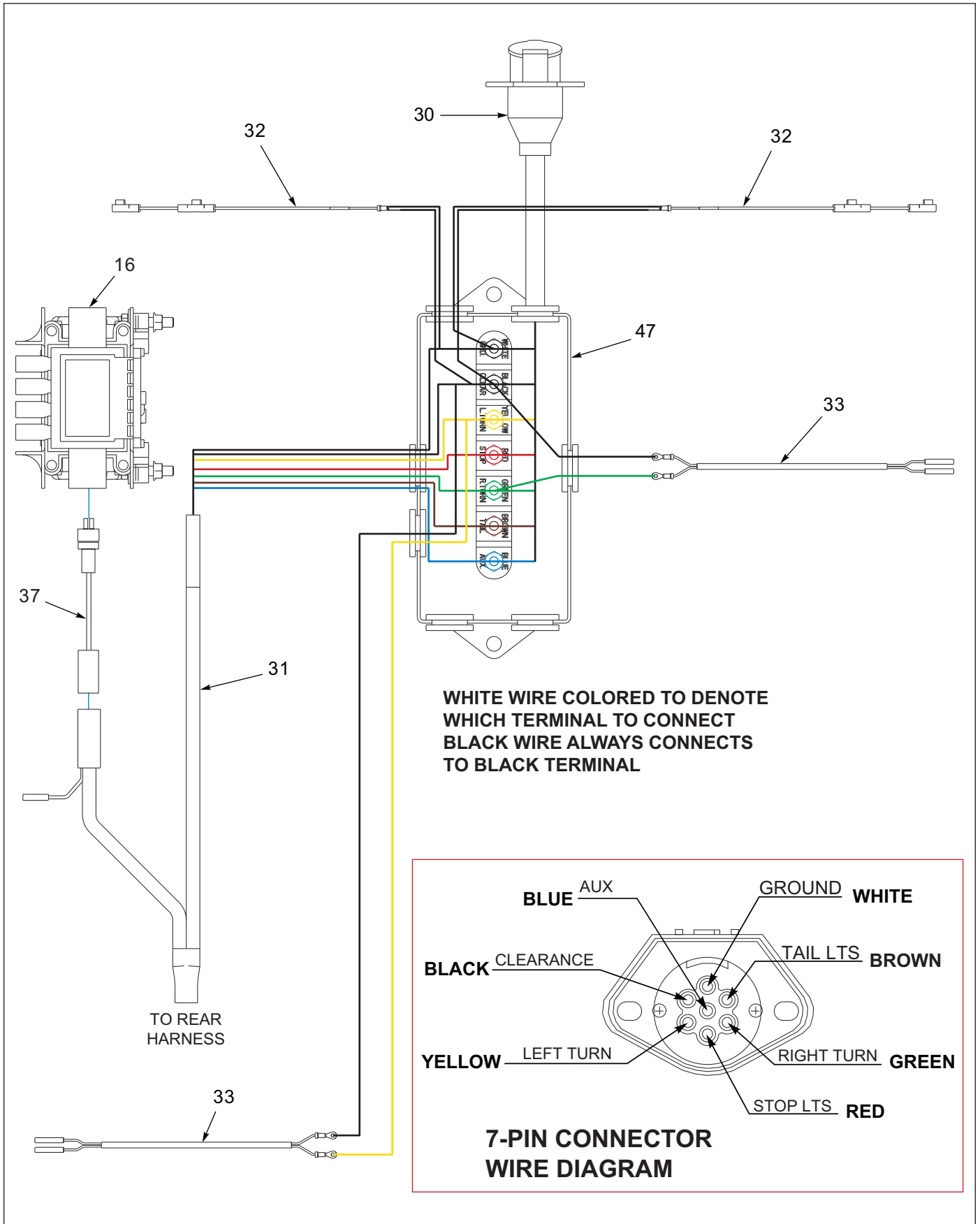


Figure 3-4: Wiring Diagram, Trailer (302D-B, 305D-B) (2 of 3)

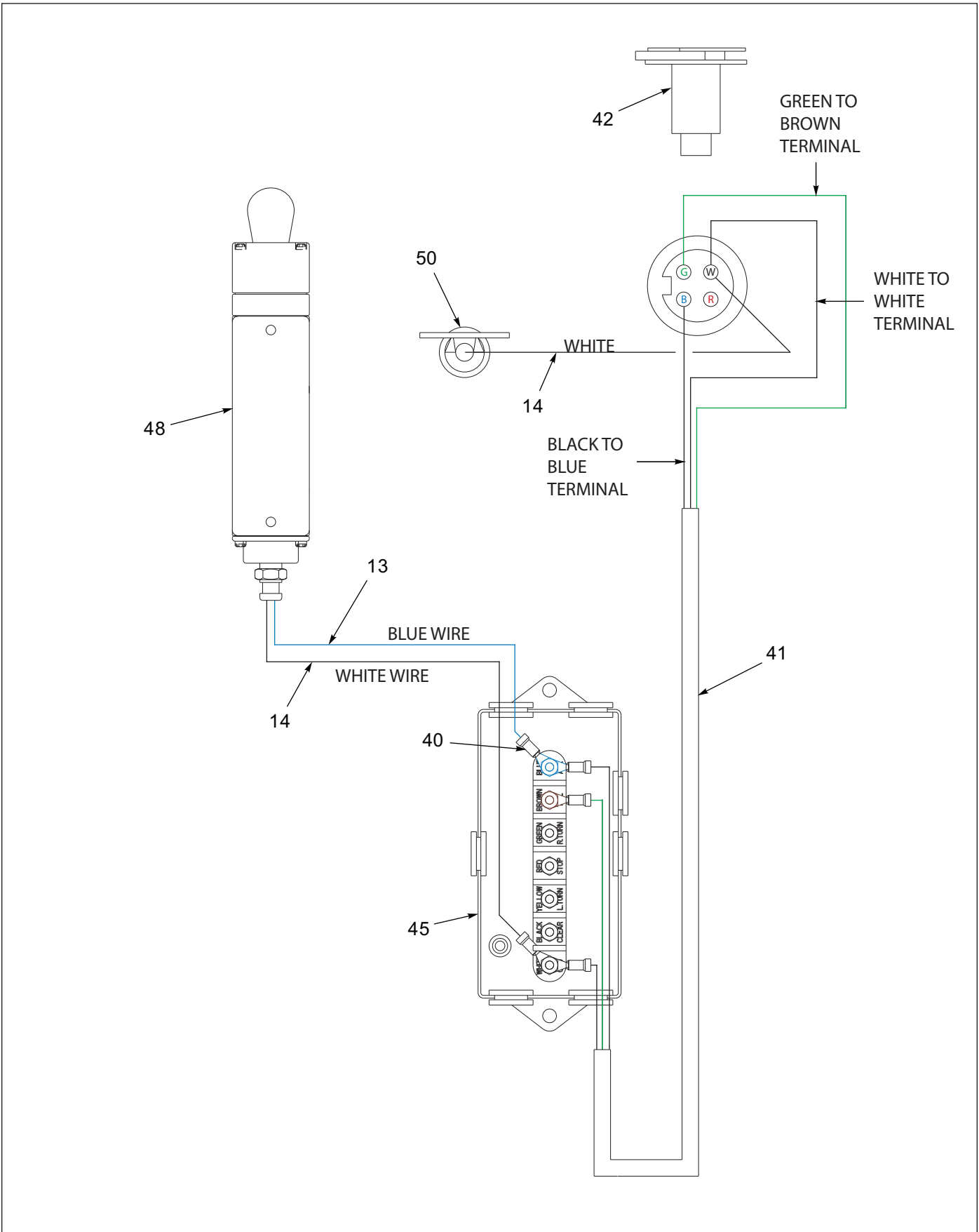


Figure 3-5: Wiring Diagram, Trailer (302D-B, 305D-B) (3 of 3)

## Wiring Diagram, Trailer (302D-B, 305D-B)

ITEM	PART NUMBER	DESCRIPTION	QTY.
1	1-343-010006	GROMMET	1
2	1-512-010005-01	NUT,HEX,SLFLKG GRB 1/4-20	6
3	1-512-010005-03	NUT HEX SLFLKG GRB 5/16-18	2
4	1-512-010007-03	NUT, HEX 10-24 GR2 ZP	2
5	1-654-010047-04	SCREW,HEX CAP,1/4-20X3/4 GR5	2
6	1-654-010047-06	SCREW,HX CP 1/4-20UNCX1 GR5	2
7	1-654-010049-06	SCREW,H/CAP,5/16-18UNCX1-1/4	2
8	1-656-010003051	SCREW,RH HD MACH 10-24X3/4	2
9	1-796-010003-02	TIE, STRAP, PLASTIC .18X14.0	4
10	1-861-010032-07	WASHER,FLAT 1/4 ZP	8
11	1-861-010032-09	WASHER, FLAT 5/16 W ZP/CD	4
12	1-861-010034-07	WASHER,LKG,HLCL SPR, NO 10	2
13	1-879-010008	WIRE, BLUE 14AWG	2
14	1-879-010010	WIRE, RED 14AWG	3
15	108739	PLATE,WN CA WEAR U/D930	REF
16	114588	ECU/VALVE ASSEMBLY 4S/2M	1
17	143104	HARNESS BUMPER GROTE	1
18	143108	LIGHT RED LED 2.5CL/MK GROTE	5
19	143109	LIGHT YEL LED 2.5 CL/MK GROTE	4
20	143110	GROMMET 2.5 SURFACE MT	5
21	143111	GROMMET 2.5 RECESSED MT GROTE	5
22	143114	GROMMET OVAL GROTE	2
23	143117	LIGHT CLEAR LED LICENSE GROTE	1
24	143118	BRACKET LIGHT LICENSE GROTE	1
25	143119	LIGHT YEL LED ABS GROTE	1
26	144608	DUMMY PLUG FOR FEMALE PLUG	2
27	144609	MARKER LAMP PIGTAIL HARNESS	2
28	144679	LIGHT RED LED 4IN S/T/T GROTE	4
29	144680	GROMMET 4IN ROUND GROTE	4
30	147231	HARNESS 7 WAY RECP GROTE MOD	1
31	147232	HARNESS MAIN W/ABS GROTE MOD	1
32	147233	HARNESS FRT MKR GROTE MOD	2
33	147234	HARNESS MID TURN GROTE MOD	2
34	147237	ADAPTER MID TURN GROTE	2
35	147238	ADAPTER ABS GROTE	1
36	147239	HARNESS JUMPER ABS GROTE	1
37	147464	POWER CABLE 4.0M	1
38	169410	LIGHT YEL MID TURN GROTE	2
39	-----	1/4-20 SELF TAPPING SCREW	REF
40	239-3646-4	TERMINAL,16-14AWG,#10,RING	5
41	3-156-010007	CABLE 14-3 SO THREE CONDUCTOR	40
42	3-201-010001036	CONDUIT PLASTIC FLEX 5/16X3FT	1
43	3-272-010003	CONNECTOR ELECT 4 POLE FM <b>(CAB CONTROL OPTION)</b>	1
44	3-272-010021	ELECT BUTT SPLICE 16-14 W/SEA	11
45	43029	HOSE WRAP AEROQUIP 1/4	3
46	583-159	COVER	REF
47	750-029	JUNCTION BOX 7 STUD	2
48	758-014	VALVE AIR CONTROL	REF
49	B477R	REFLECTOR PM RED	REF

---

## Wiring Diagram, Trailer (302D-B, 305D-B)

---

ITEM	PART NUMBER	DESCRIPTION	QTY.
50	-----	14AWG TO 1/4 RING TERMINAL	1



# Wiring Diagram, Trailer (313D-B)

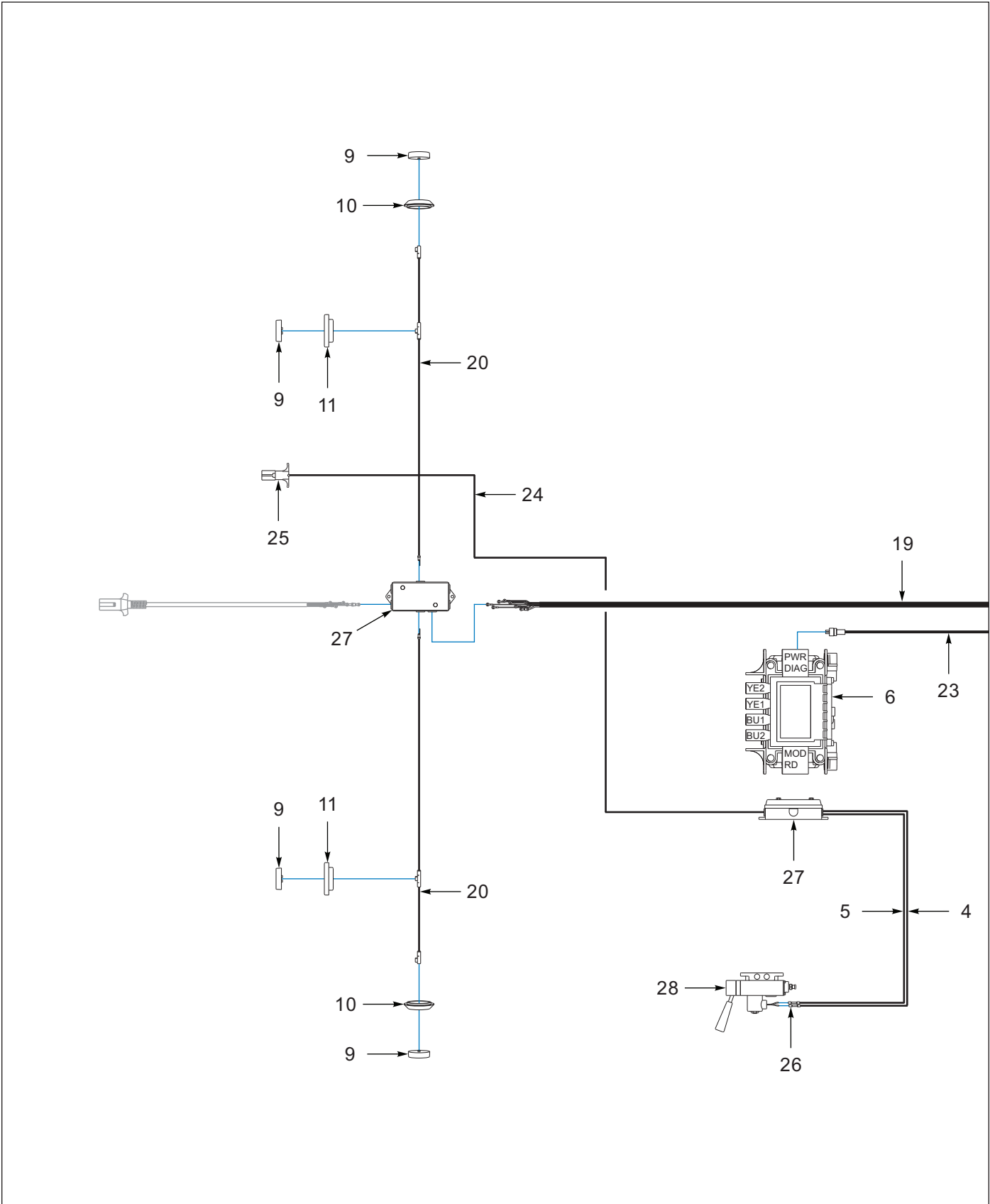


Figure 3-6: Wiring Diagram, Trailer (313D-B) (1 of 2)



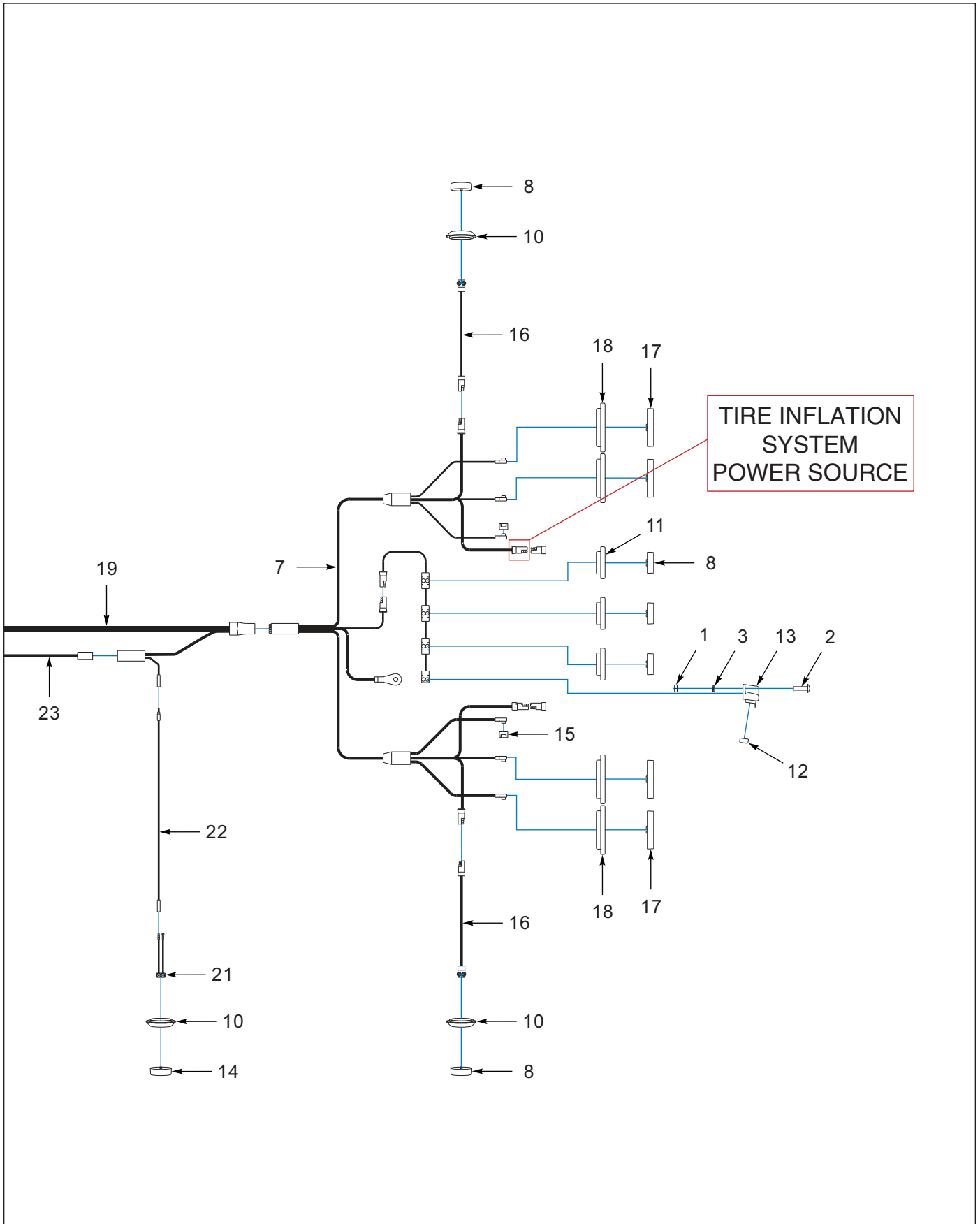


Figure 3-7: Wiring Diagram, Trailer (313D-B) (2 of 2)

## Wiring Diagram, Trailer (313D-B)

ITEM	PART NUMBER	DESCRIPTION	QTY.
	230168	ELECT SYS 313D GROTE	--
1	1-512-010007-03	NUT, HEX 10-24 GR2 ZP	REF
2	1-656-010003051	SCREW,RH HD MACH 10-24X3/4	REF
3	1-861-010034-07	WASHER,LKG,HLCL SPR, NO 10	2
4	1-879-010008	WIRE, BLUE 14AWG	1
5	1-879-010010	TC = TEMP-COMMON TRAILER PARTS	1
6	114588	ECU/VALVE ASSEMBLY 4S/2M	1
7	143104	HARNESS BUMPER GROTE	1
8	143108	LIGHT RED LED 2.5CL/MK GROTE	5
9	143109	LIGHT YEL LED 2.5 CL/MK GROTE	4
10	143110	GROMMET 2.5 SURFACE MT	5
11	143111	GROMMET 2.5 RECESSED MT GROTE	5
12	143117	LIGHT CLEAR LED LICENSE GROTE	1
13	143118	BRACKET LIGHT LICENSE GROTE	1
14	143119	LIGHT YEL LED ABS GROTE	1
15	144608	DUMMY PLUG FOR FEMALE PLUG	2
16	144609	MARKER LAMP PIGTAIL HARNESS	2
17	144679	LIGHT RED LED 4IN S/T/T GROTE	4
18	144680	GROMMET 4IN ROUND GROTE	4
19	147232	HARNESS MAIN W/ABS GROTE MOD	1
20	147233	HARNESS FRT MKR GROTE MOD	2
21	147238	ADAPTER ABS GROTE	1
22	147239	HARNESS JUMPER ABS GROTE	1
23	147464	POWER CABLE 4.0M	1
24	3-156-010007	CABLE 14-3 SO THREE CONDUCTOR	40
25	3-272-010010	CONNECTOR ELECT 4 POLE MALE	1
26	3-272-010021	ELECT BUTT SPLICE 16-14 W/SEA	11
27	750-029	JUNCTION BOX 7 STUD	2
28	758-014	VALVE AIR CONTROL	REF



# Wiring Diagram, Anti-Lock Brakes

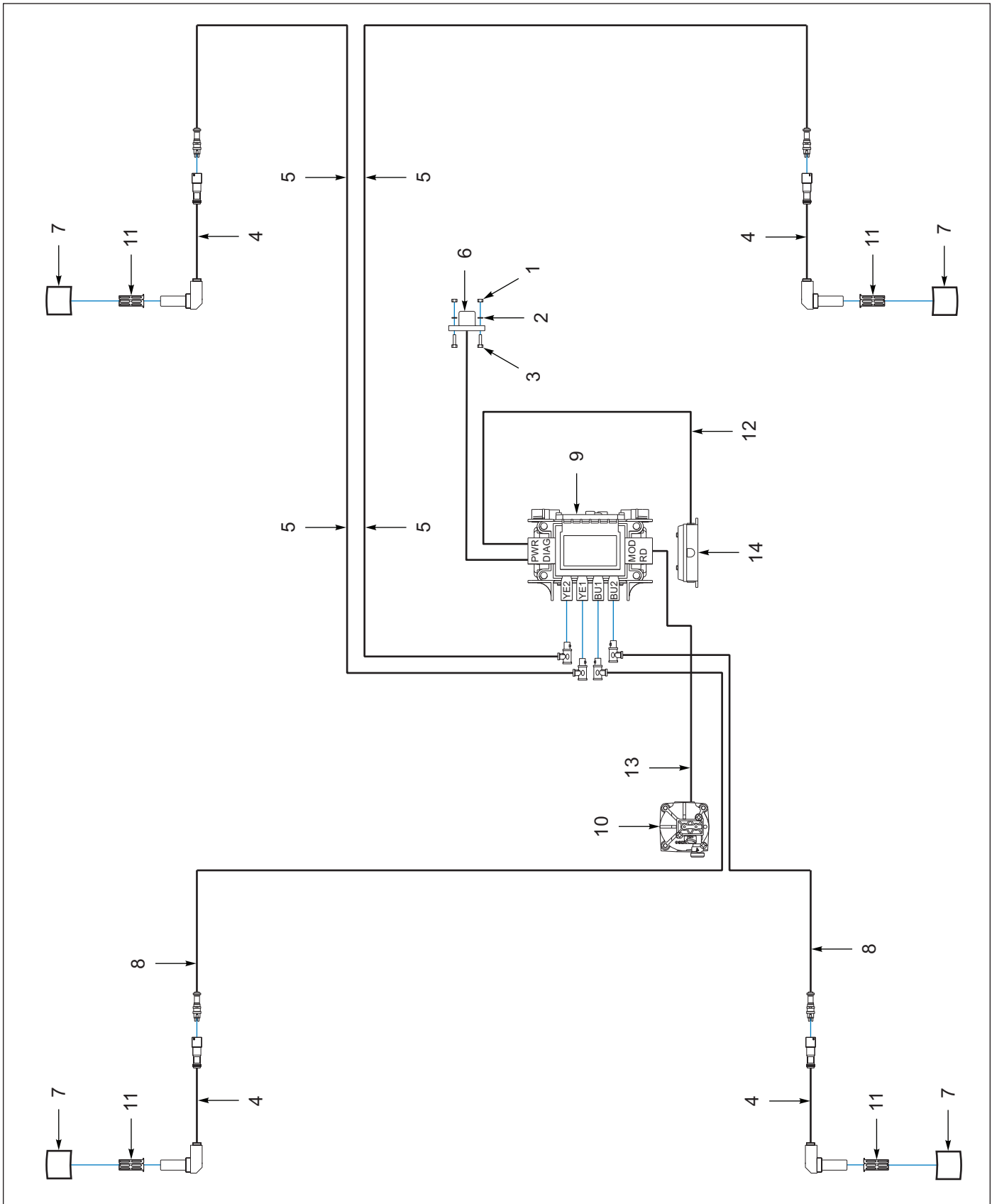


Figure 3-8: Wiring Diagram, Anti-Lock Brakes

## Wiring Diagram, Anti-Lock Brakes

ITEM	PART NUMBER	DESCRIPTION	QTY.
	108381	BRAKE KIT,ROCKWELL ABS,4S/2M <b>(INCLUDES 5,8,9,10,12)</b> <b>(BEFORE 10/29/2020)</b>	--
	230188	BRAKE KIT, ABS, 4S/2M <b>(INCLUDES 5,8,9,10,12,13)</b> <b>(AFTER 10/29/2020)</b>	--
1	1-654-010047-06	SCREW,HX CP 1/4-20UNCX1 GR5	2
2	1-796-010003-01	TIE, STRAP, PLASTIC .184X7.31	2
3	1-861-010034-09	WASHER, LKG HLCL SPR, 1/4	2
4	101847	ABS SENSOR CABLE-.4M (1FT)	4
5	101848	SENSOR EXT. CABLE,1.78M,ABS	2
6	101851	DIAGNOSTIC SWITCH,ABS	1
7	103805	ABS SENSOR BLOCK	4
8	108383	SENSOR EXT CABLE-12M (39FT)	2
9	101845	ECU/VALVE ASSY, ROCKWELL ABS <b>(BEFORE 10/29/2020)</b>	1
9	114588	ECU/VALVE ASSEMBLY 4S/2M <b>(AFTER 10/29/2020)</b>	1
10	101846	RELAY VALVE,ROCKWELL ABS <b>(BEFORE 10/29/2020)</b>	1
10	121392	ABS RELAY VALVE <b>(AFTER 10/29/2020)</b>	1
11	144979	ABS SENSOR RETAINER CLIP	4
12	101853	POWER CABLE-4COND (13FT) ABS <b>(BEFORE 10/29/2020)</b>	1
12	147464	POWER CABLE 4.0M <b>(AFTER 10/29/2020)</b>	1
13	230189	CONNECT CABLE FOR ABS RELAY11M	1
14	750-029	JUNCTION BOX 7 STUD	1

# Frame Components

## Clamshell Gate Assembly (302D/305D)

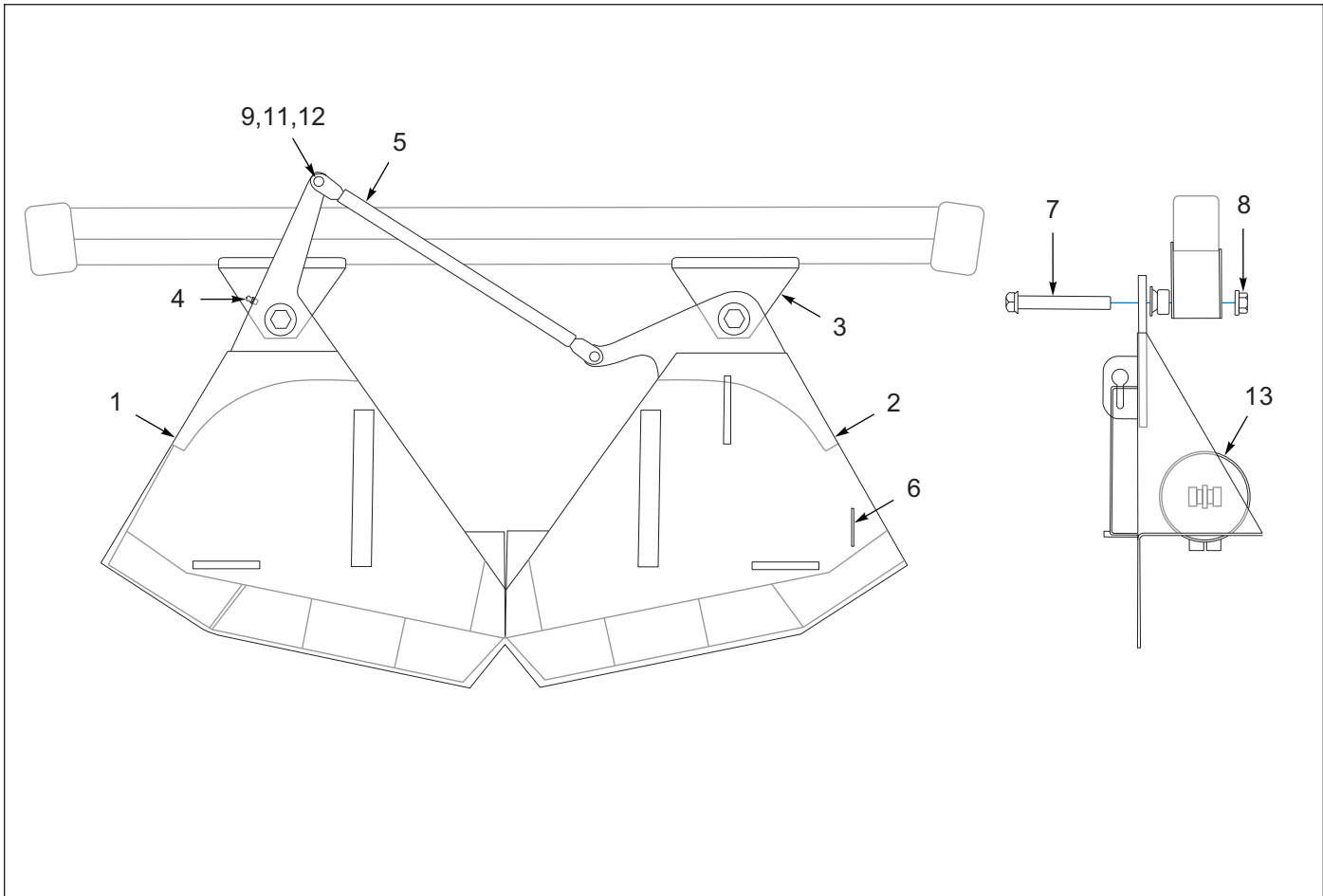


Figure 4-1: Clamshell Gate Assembly (302D/305D)

## Clamshell Gate Assembly (302D/305D)

ITEM	PART NUMBER	DESCRIPTION	QTY.
	S-004-023	CLAMSHELL GATE ASSY LT WT	--
1	S-004-024	GATE WLDMT S302D LH	1
2	S-004-025	GATE WLDMT S302D RH	1
3	S-004-026	HANGER WLDMT GATE	2
4	1-298-010001-1	ZERK FITTING 1/4 SAE	4
5	RRT137X23	TUBE RD 1-1/4X13/16X23	2
6	100929	PLATE,SCRAPER	2
7	1-1/4-7X9CS GR8	CAPSCREW HEX HEAD GR8	4
8	101385	NUT,HEX SLFLKG,1-1/4-7 GRB	4
9	751-102	PIN LINK	4
10	751-141	CHAIN STEEL 1/2X72IN ZP (NOT SHOWN)	REF
11	751-279	CLEVIS ARM LINK	4
12	1/8X1-1/2	COTTER PIN ZP	4
13	3-242-010109	CYLINDER AIR 7X30 PRINCE	2

### Clamshell Gate Assembly (313D)

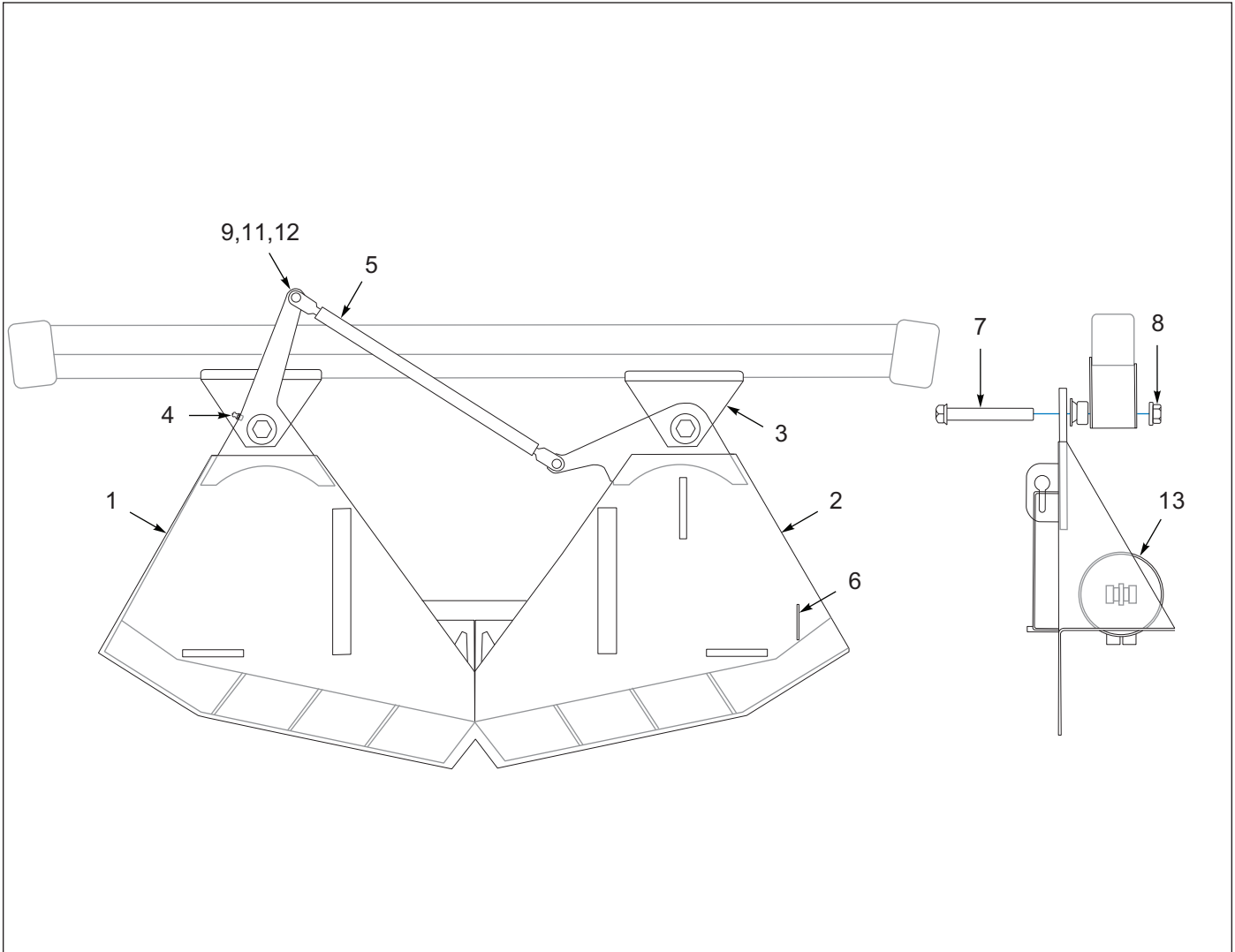


Figure 4-2: Clamshell Gate Assembly

### Clamshell Gate Assembly (313D)

ITEM	PART NUMBER	DESCRIPTION	QTY.
	S-004-033	GATE ASSY CLAMSHELL-85-718	--
1	S-004-041	GATE WLDMT LH S313-D	1
2	S-004-042	GATE WLDMT RH S313-D	1
3	S-004-026	HANGER WLDMT GATE	2
4	1-298-010001-1	ZERK FITTING 1/4 SAE	4
5	RRT137X23	TUBE RD 1-1/4X13/16X23	2
6	RSS1902X3X58	SHEET-12GAX3X58 (WELDED ON LOWER HOPPER)	2
7	1-1/4-7X9CS GR8	CAPSCREW HEX HEAD GR8	4
8	101385	NUT,HEX SLFLKG,1-1/4-7 GRB	4
9	751-102	PIN LINK	4
10	751-141	CHAIN STEEL 1/2X72IN ZP (NOT SHOWN)	REF
11	751-279	CLEVIS ARM LINK	4
12	1/8X1-1/2	COTTER PIN ZP	4
13	3-242-010109	CYLINDER AIR 7X30 PRINCE	2

### Clamshell Gate Seals (302D,305D)

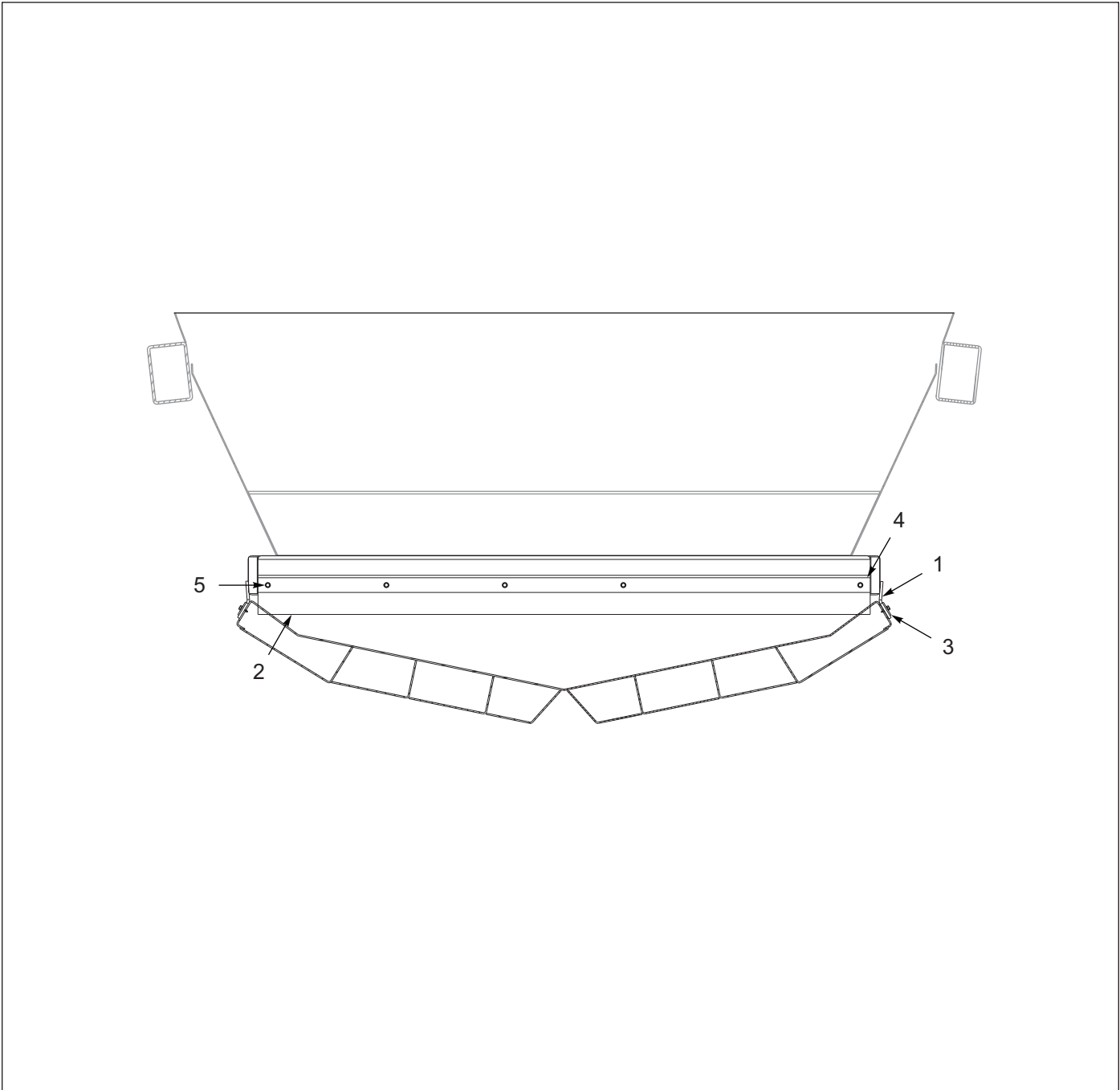


Figure 4-3: Clamshell Gate Seals (302D,305D)

### Clamshell Gate Seals (302D,305D)

ITEM	PART NUMBER	DESCRIPTION	QTY.
	159440	GATE SEAL 302D/305D	--
1	159442	BELT 122 GATE SEAL	2
2	159444	BELT 62 GATE SEAL	2
3	159445	STRAP 122 GATE SEAL	2
4	159447	STRAP 62 GATE SEAL	2
5	1/4-20X3/4 SELF	SCREW HEX HEAD THREAD CUT	34



## Clamshell Gate Seals (313D)

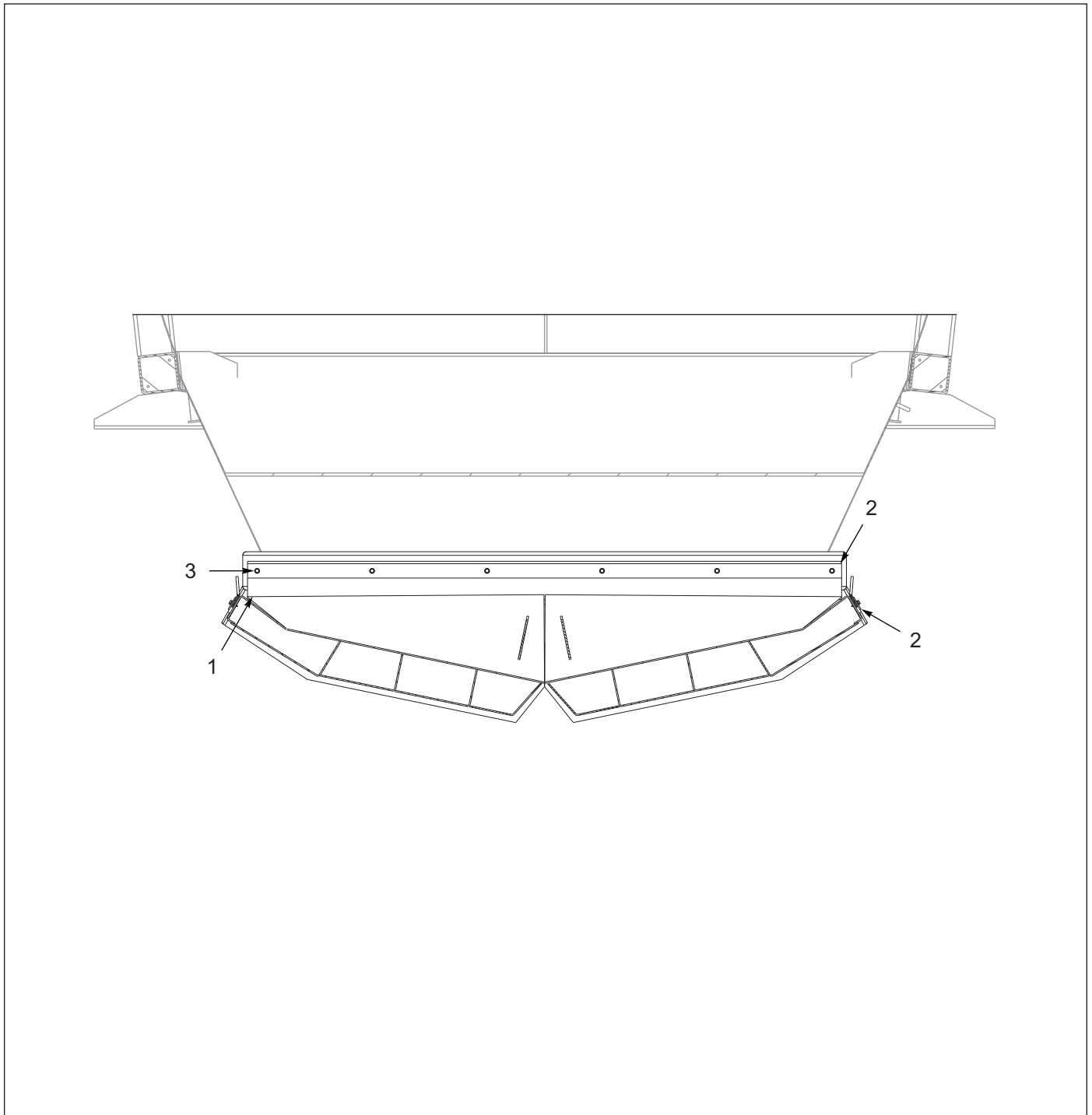


Figure 4-4: Clamshell Gate Seals (313D)

## Clamshell Gate Seals (313D)

ITEM	PART NUMBER	DESCRIPTION	QTY.
	230161	GATE SEAL 312D/313D	--
1	159444	BELT 62 GATE SEAL	4
2	159447	STRAP 62 GATE SEAL	4
3	1/4-20X3/4 SELF	SCREW HEX HEAD THREAD CUT	24

# Drawbar Assembly, 120" Eye and Hinge

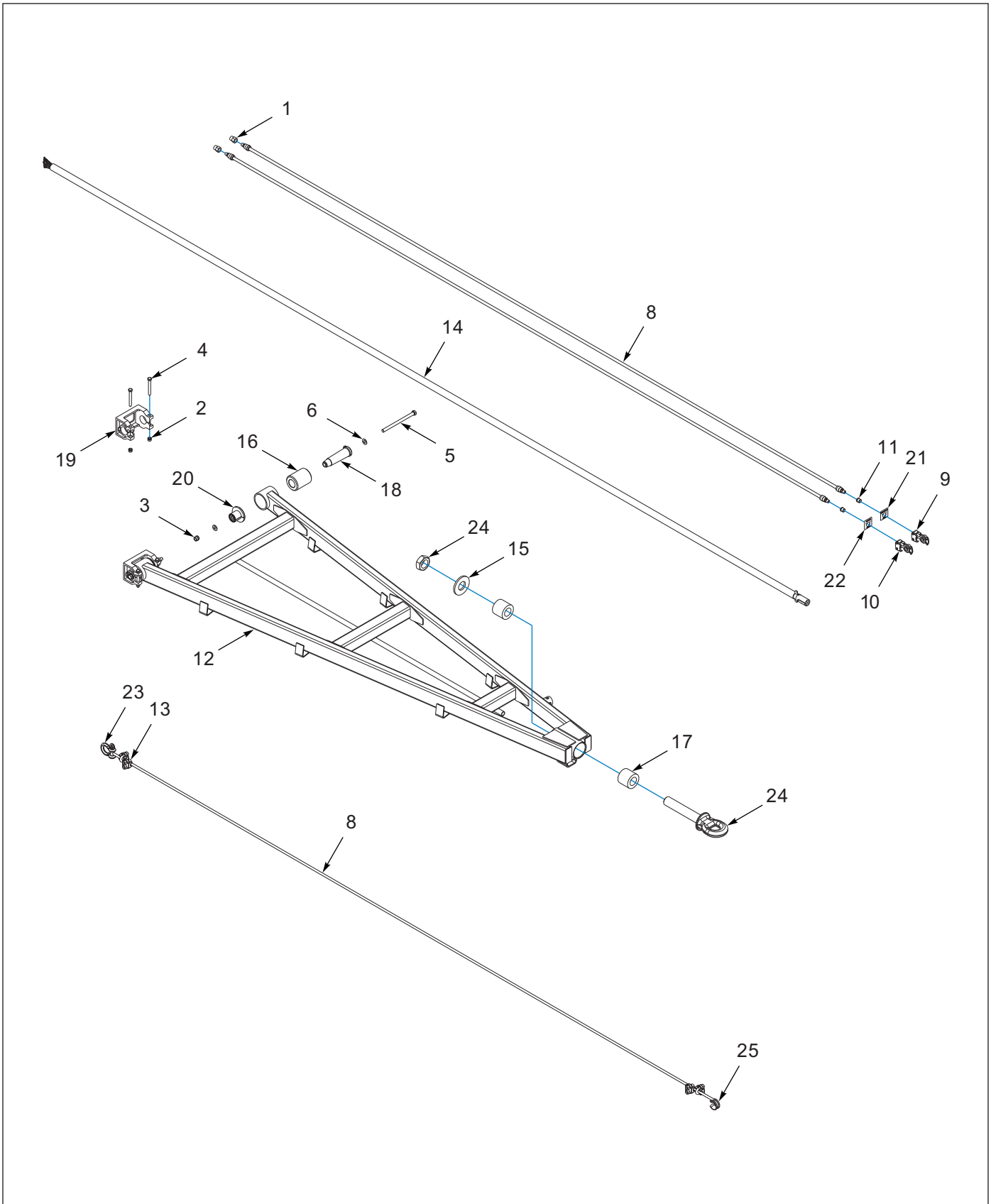


Figure 4-5: Drawbar Assembly, 120" Eye and Hinge

## Drawbar Assembly, 120" Eye and Hinge

ITEM	PART NUMBER	DESCRIPTION	QTY.
	232138	DRAWBAR ASSY 120" EYE/HINGE	--
1	1-297-010021-05	FITTING,BRS PIPE,CPLG 1/2X3/8	2
2	1-512-010005-09	NUT,HEX,SLFLKG, 1/2-13 GRB	4
3	1-512-010005-13	NUT,HEX SLFLKG GRB 5/8-11	2
4	1-654-010055-13	SCREW,HEX CAP,1/2-13UNCX4 GR5	4
5	1-796-010003-02	TIE, STRAP, PLASTIC .18X14.0 <b>(NOT SHOWN)</b>	6
6	1-861-010032-18	WASHER, FLAT 5/8 N ZP/CD	4
7	101870	CABLE WIRE ROPE 1/2X186	1
8	103698	HOSE ASM AIR 3/8X182,W/3/8 END	2
9	108801	GLAD HAND-RED-AIR <b>(INCLUDES SEAL 209133)</b>	1
10	108802	GLAD HAND-BLUE-AIR <b>(INCLUDES SEAL 209133)</b>	1
11	1/2X3/8BUSH	BUSHING 1/2X3/8 BLACK IRON	2
12	232137	DRAWBAR WLDMT 120" EYE/HINGE	1
13	3-181-010027	CLAMP 1/2" WIRE ROPE	8
14	3-368-010174	HARNESS WIRING DRAWBAR	1
15	3-861-010063	WASHER, DRAWBAR EYE	1
16	344	BUSHING PREMIER 353	2
17	348	BUSHING RUBBER PREMIER	2
18	350	BASE HINGE PREMIER 353	2
19	352	PIN HINGE PREMIER 353	2
20	359	COLLAR PREMIER 353	2
21	55B61-6	TAG EMER LINE VELVAC 035025	1
22	55B61-7	TAG SERVICE LINE VELVC 035026	1
23	751-116	SHACKLE 5/8 SCREW PIN	4
24	751-163	DRAWBAR EYE SWIVEL 2-3/8	1
25	751-239	THIMBLE 1/2 HEAVY GAL	4

Fifth Wheel

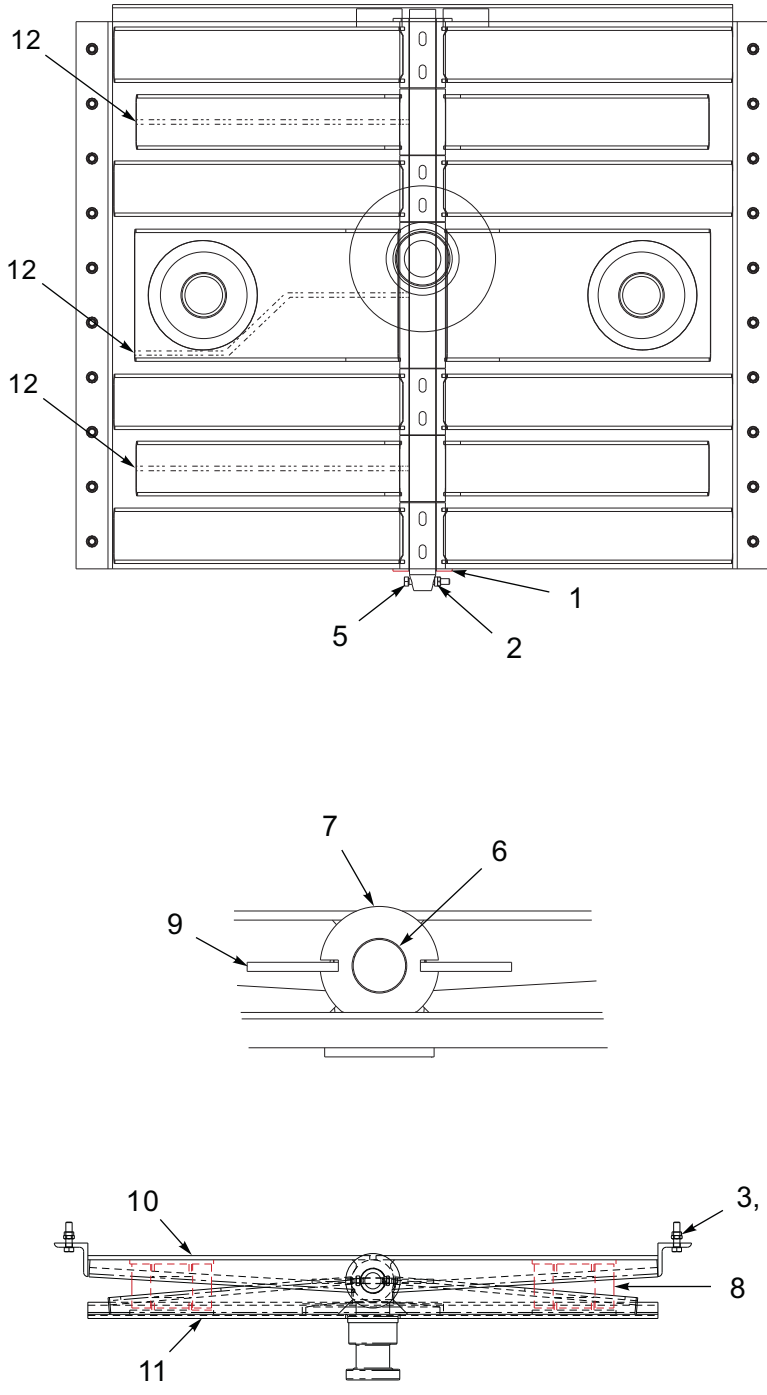


Figure 4-6: Fifth Wheel

## Fifth Wheel

ITEM	PART NUMBER	DESCRIPTION	QTY.
	S-003-017	ROCKING COUPLER ASSEMBLY	--
1	-----	1-3/8 FLAT WASHER	1
2	1-512-010005-03	NUT, HEX, SLFLKG, 5/16-18 UNC, GRB	1
3	1-512-010005-05	NUT, HEX, SLFLKG, 3/8-16 UNC, GRB	20
4	1-654-010051-07	SCREW, HEX, 3/8-16UNCX1-1/2 GR5	20
5	108628	SCREW, HEX HEAD, 5/16-18X2-1/4 GR5	1
6	503-011	PIVOT SHAFT	1
7	503-012	BACKING WASHER-PIVOT SHAFT	1
8	503-022	BUSHING, RUBBER	2
9	-----	1/4X1X2-1/2 FLAT PLATE	2
10	S-003-015	ROCKING COUPLER WLDMT, UPPER	1
11	S-003-018	ROCKING COUPLER WLDMT, LOWER	1
12	110-0759	LUBE FITTING, 1/8NPTX11/16LG	3

## Gate Mounted Pin-Drop Legs

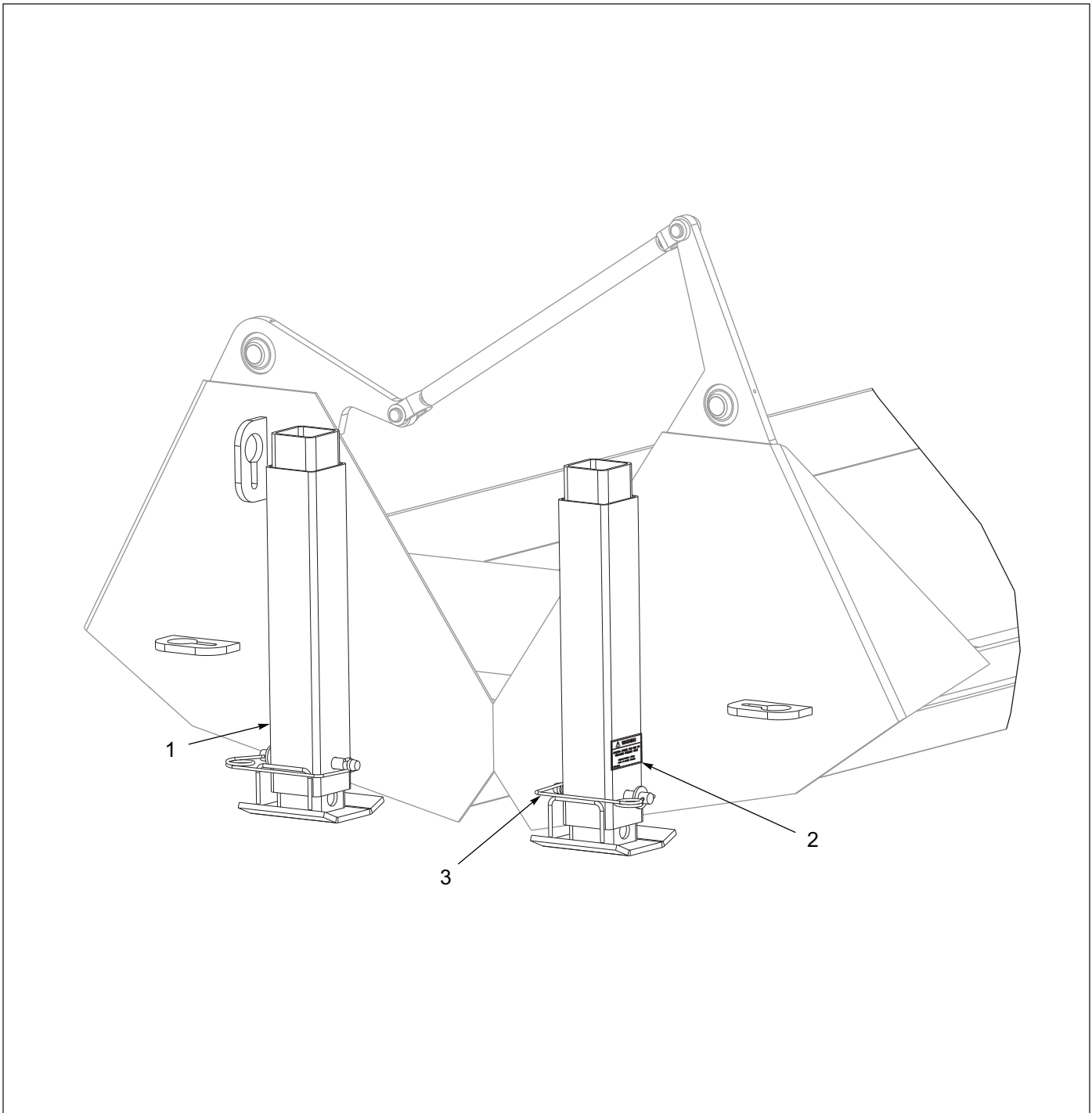


Figure 4-7: Gate Mounted Pin Drop Legs

## Gate Mounted Pin-Drop Legs

ITEM	PART NUMBER	DESCRIPTION	QTY.
	171319	PARKSTAND BTM DUMP GATE MT	--
1	144863	LEG WLDMT STABILIZER	2
2	3-573-010111	DECAL SPARTAN PARK STANDS	2
3	346SL	LOCK HITCH PIN	2

## Mud Flap Assembly (302D/305D)

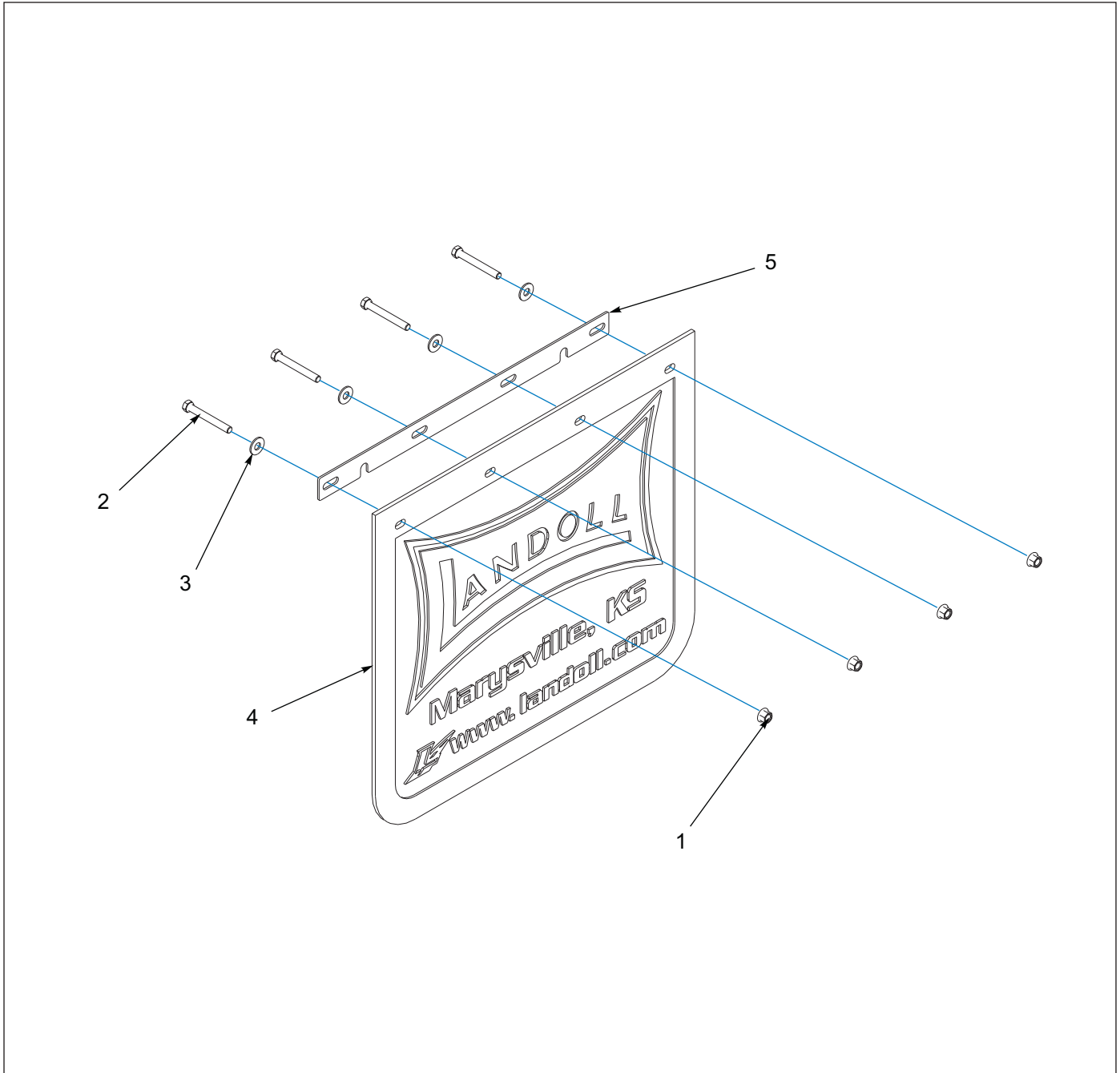


Figure 4-8: Mud Flap Assembly (302D/305D)

## Mud Flap Assembly (302D/305D)

ITEM	PART NUMBER	DESCRIPTION	QTY.
	B3-485-003	MUD FLAP	--
1	1-512-010005-05	NUT, HEX, SLFLKG GRB 3/8-16	4
2	1-654-010051-07	SCREW, HEX CAP, 3/8-16UNCX1-1/2	4
3	1-861-010032-07	WASHER, FLAT 1/4 ZP	4
4	3-485-010001	FLAP, MUD 21 IN	1
5	3-762-010017	CLAMP MUD FLAP	1

# Mud Flap/Fender Installation Front (313D-B ONLY)

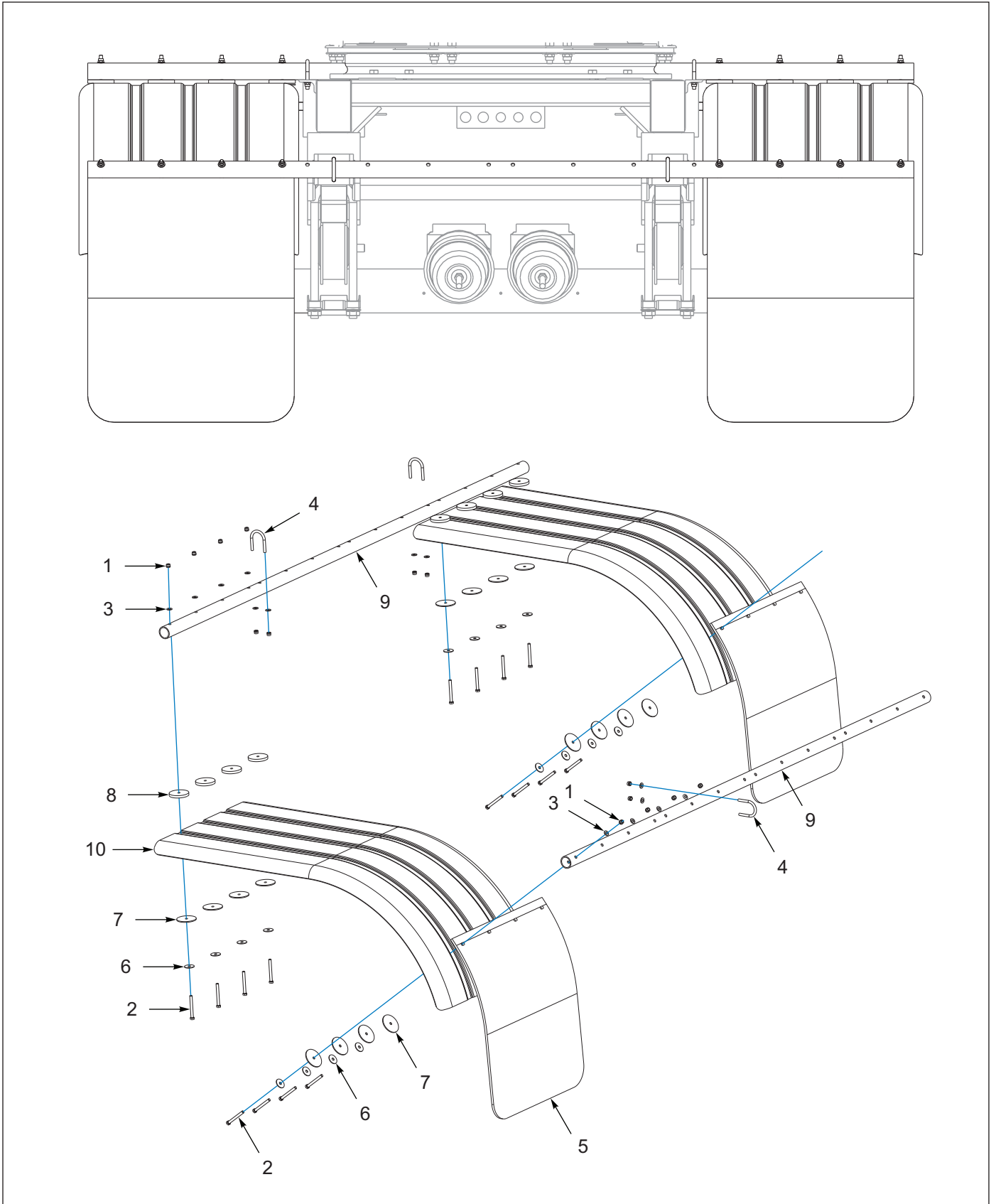


Figure 4-9: Mud Flap/Fender Installation Front (313D-B ONLY)



---

## Mud Flap/Fender Installation Front (313D-B ONLY)

---

ITEM	PART NUMBER	DESCRIPTION	QTY.
	B3-292-002	FENDER KIT, FRONT 313D	--
1	1-512-010005-05	NUT, HEX, SLFLKG GRB 3/8-16	24
2	1-654-010051-15	SCREW HXCP 3/8-16UNCX3-1/2 G5	16
3	1-861-010032-10	WASHER, FLAT 3/8" N ZP/CD	24
4	3-102-010029	U-BOLT-MUD FLAP MOUNT	4
5	3-485-010002	MUD FLAP 30IN TRK BED	2
6	3-861-010014	WASHER FLAT 1-1/2ODX13/32ID	16
7	3-861-010015	WASHER RUBBER 3ODX3/8IDX1/8	16
8	3-861-010016	WASHER RUBBER 3ODX3/8IDX3/8	8
9	513-123	REAR FENDER MOUNT	2
10	751-127	FENDER ALUMINUM 1 AXLE	2

# Mud Flap/Fender Installation Rear (313D-B ONLY)

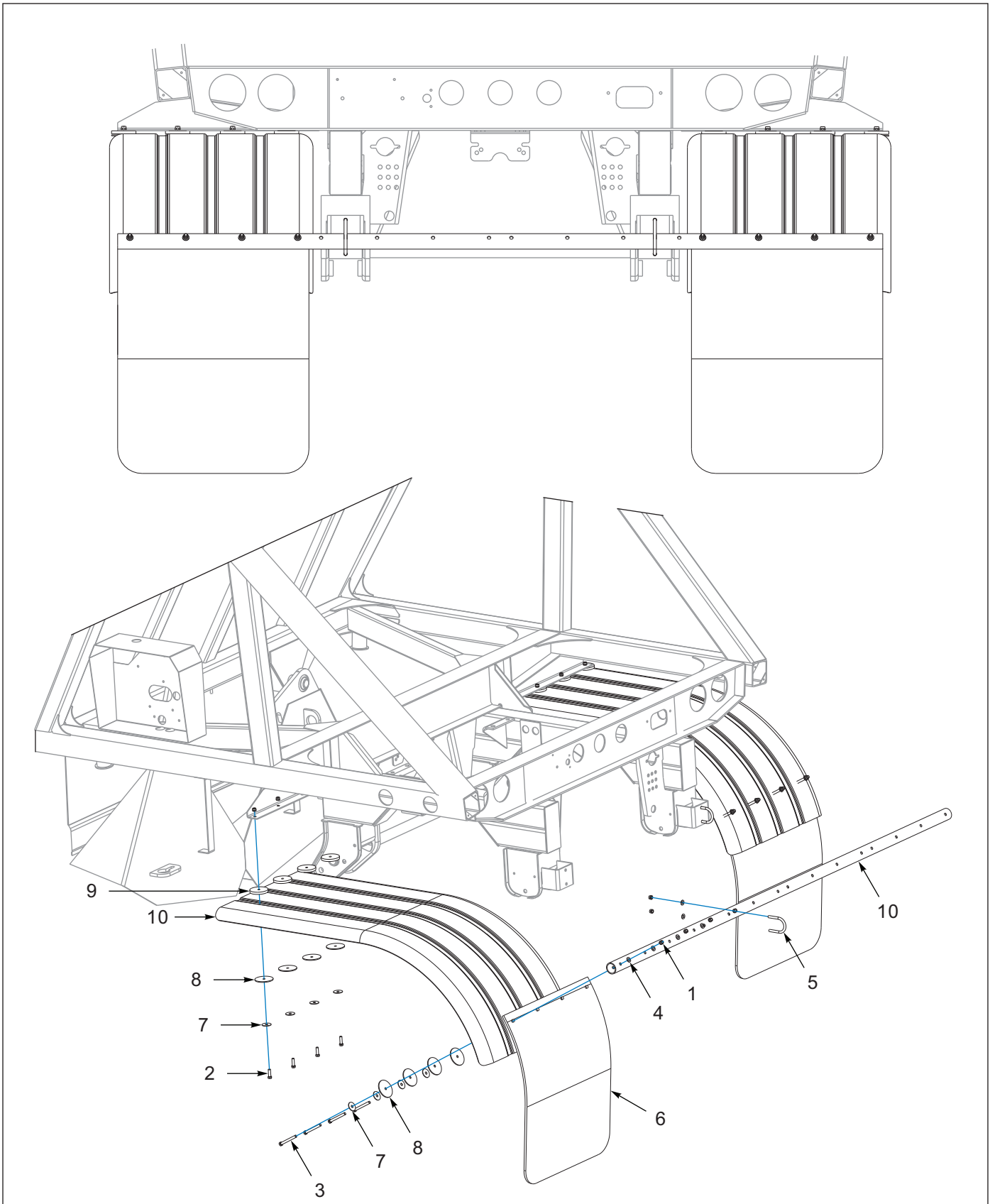


Figure 4-10: Mud Flap/Fender Installation Rear (313D-B ONLY)

---

## Mud Flap/Fender Installation Rear (313D-B ONLY)

---

ITEM	PART NUMBER	DESCRIPTION	QTY.
	110344	FENDER 7 MUD FLAP KIT	--
1	1-512-010005-05	NUT, HEX, SLFLKG GRB 3/8-16	20
2	1-654-010051-06	SCREW,HEX CAP 3/8-16UNCX1-1/4	8
3	1-654-010051-15	SCREW HXCP 3/8-16UNCX3-1/2 G5	8
4	1-861-010032-10	WASHER, FLAT 3/8" N ZP/CD	12
5	3-102-010029	U-BOLT-MUD FLAP MOUNT	2
6	3-485-010002	MUD FLAP 30IN TRK BED	2
7	3-861-010014	WASHER FLAT 1-1/2ODX13/32ID	16
8	3-861-010015	WASHER RUBBER 3ODX3/8IDX1/8	16
9	3-861-010016	WASHER RUBBER 3ODX3/8IDX3/8	8
10	513-123	REAR FENDER MOUNT	1
11	751-127	FENDER ALUMINUM 1 AXLE	2

# Turntable Bearing (313D-B ONLY)

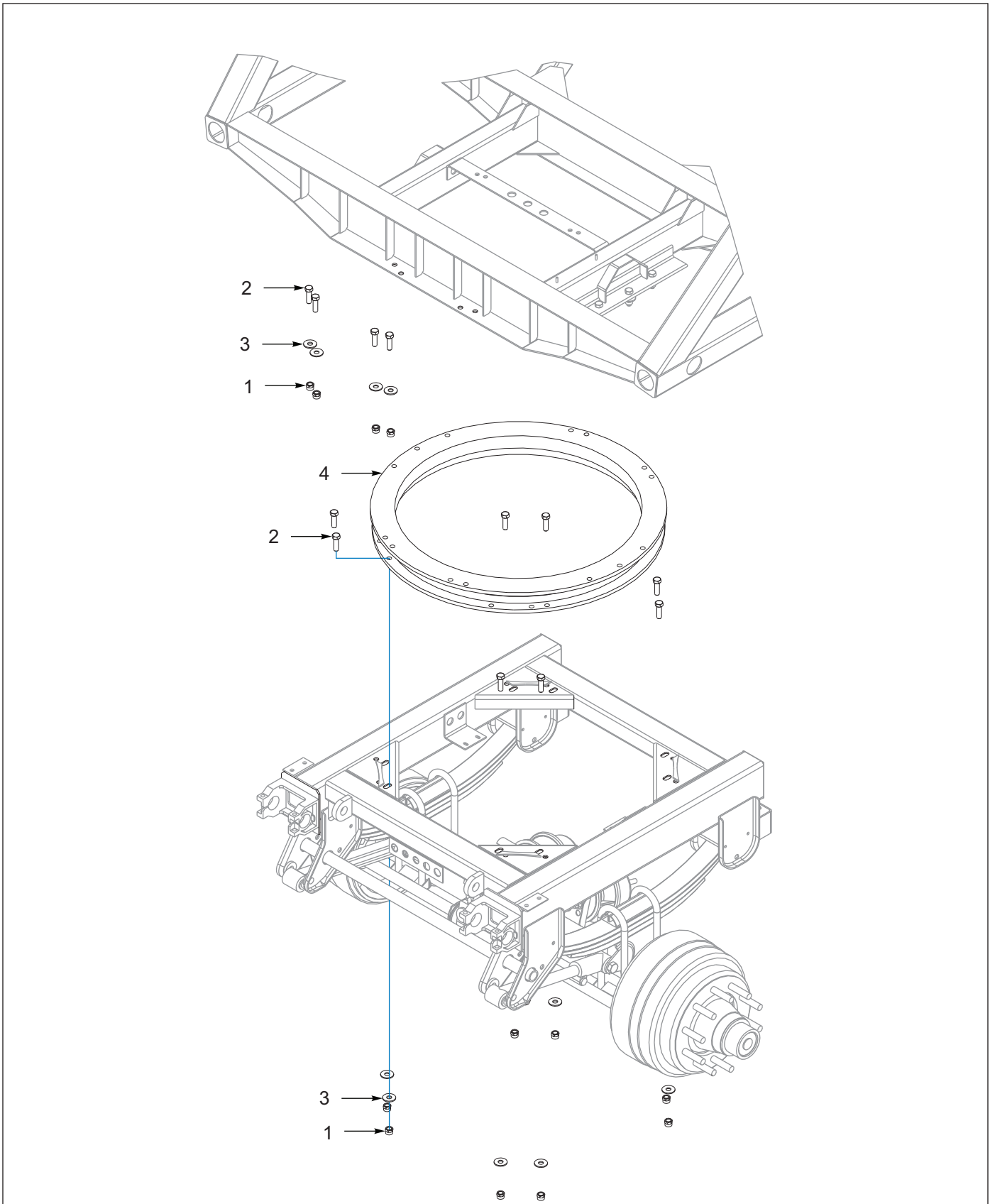


Figure 4-11: Mud Flap/Fender Installation Rear (313D-B ONLY)

## **Turntable Bearing (313D-B ONLY)**

---

<b>ITEM</b>	<b>PART NUMBER</b>	<b>DESCRIPTION</b>	<b>QTY.</b>
1	1-512-010005-13	NUT,HEX SLFLKG GRB 5/8-11	22
2	1-654-010059-05	CREW,HEX CAP,5/8-11UNCX2 GR5	22
3	1-861-010032-19	WASHER, FLAT 5/8 W ZP/CD	22
4	3-762-010456	SUSPENSION,SUBFRM FRONT 313	1
5	751-119	BEARING,BALL 90MM X 871MM ID	1

# Suspension

## Spring Ride With Tire Inflation (With Disc Brakes)

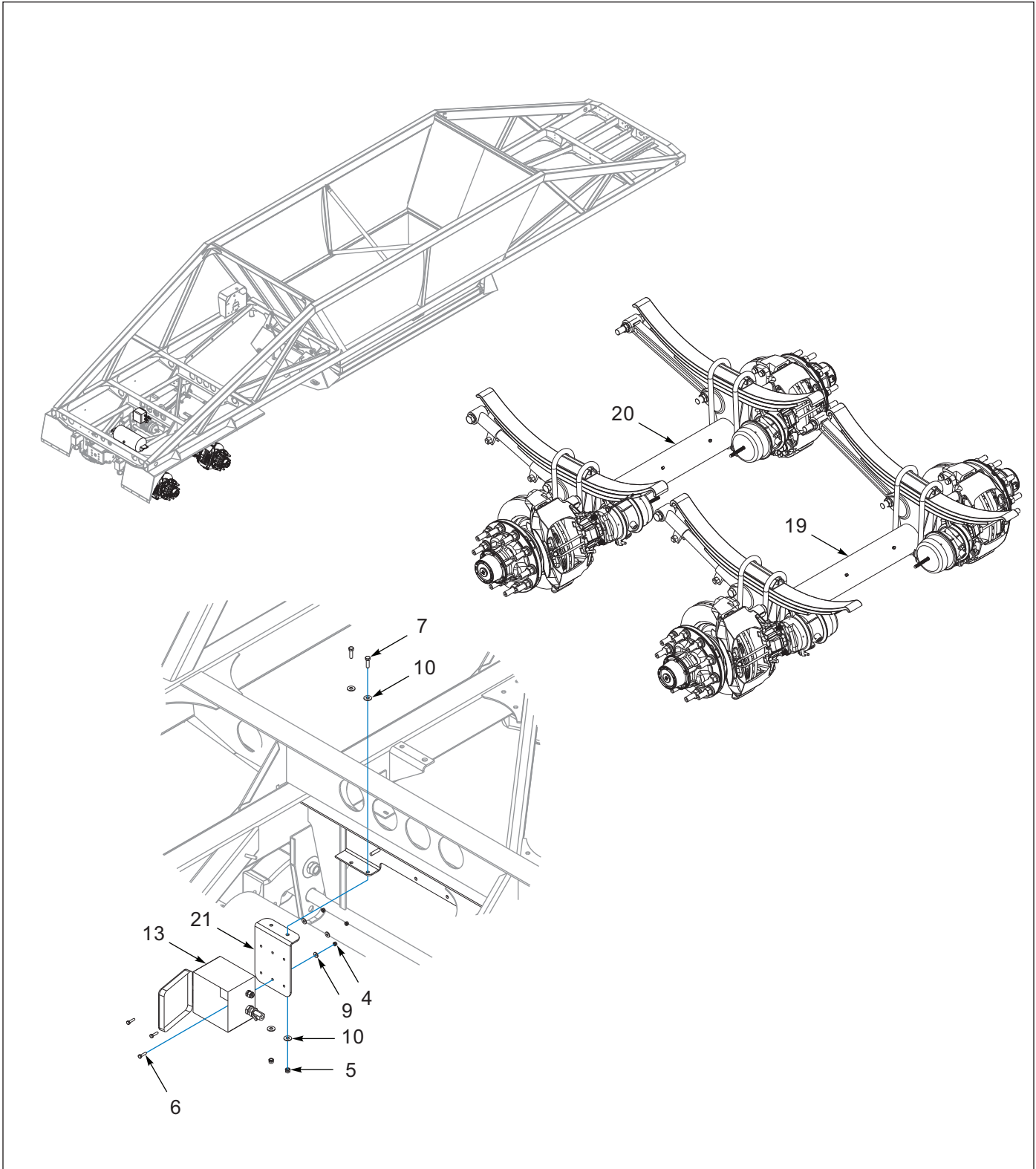


Figure 5-1: Spring Ride With Tire Inflation (With Disc Brakes) (1 of 2)

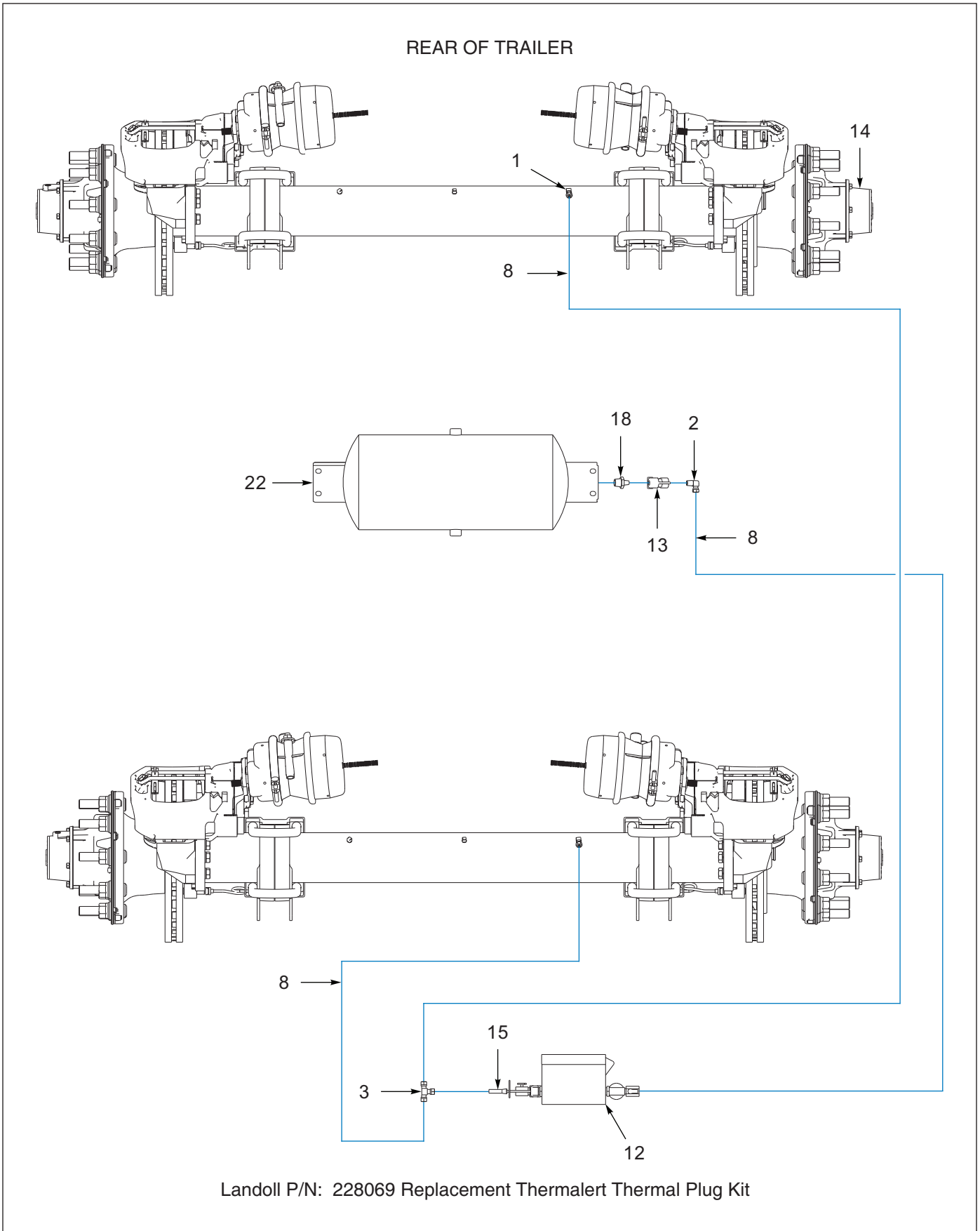


Figure 5-2: Spring Ride With Tire Inflation (With Disc Brakes) (2 of 2)

## Spring Ride With Tire Inflation (With Disc Brakes)

ITEM	PART NUMBER	DESCRIPTION	QTY.
1	1-297-010008-05	FITTING,AIR 90 1/4TUBEX1/8NPT	REF
2	1-297-010008-07	FITTING AIR 90 1/4TUBEX1/4NPT	REF
3	1-297-010010-01	FITTING,AIR,UNION TEE 1/4	REF
4	1-512-010005-01	NUT,HEX,SLFLKG GRB 1/4-20	3
5	1-512-010005-05	NUT, HEX, SLFLKG GRB 3/8-16	2
6	1-654-010047-06	SCREW,HX CP 1/4-20UNCX1 GR5	3
7	1-654-010051-06	SCREW,HEX CAP 3/8-16UNCX1-1/4	2
8	1-833-010001	TUBING NYLON 1/4 OD	REF
9	1-861-010032-07	WASHER,FLAT 1/4 ZP	3
10	1-861-010032-11	WASHER, FLAT 3/8 W ZP/CD	4
11	115629	LOCTITE 592 250ML TUBE <b>(NOT SHOWN)</b>	.25
12	168593	THERMALERT TIS 2 AXLE	1
13	168610	THERMALERT PRESS PROT VALVE	1
14	197613	HUB CAP TIS OIL AXLE	4
15	202207	HARNESS ASSY MOD TIS POWER <b>(SEE PAGE 9-13)</b>	1
16	205836	ORANGE WARNING DECAL TIS <b>(NOT SHOWN)</b>	REF
17	205837	YELLOW WARNING DECAL TIS <b>(NOT SHOWN)</b>	REF
18	2083-8-4S	NIPPLE HEX 1/2PIPE - 1/4PIPE	REF
19	218073	SUSP REAR DSC BK BTM DMP	1
20	218074	SUSP SPG FRT DSC BK BTM DMP	1
21	218078	MOUNT BRKT TIS CONTROL BOX	1
22	3-780-010002	TANK AIR 9.5X22.5 .5NPT PORTS	REF





# Tire Inflation System, Thermalert Components (OPTION)

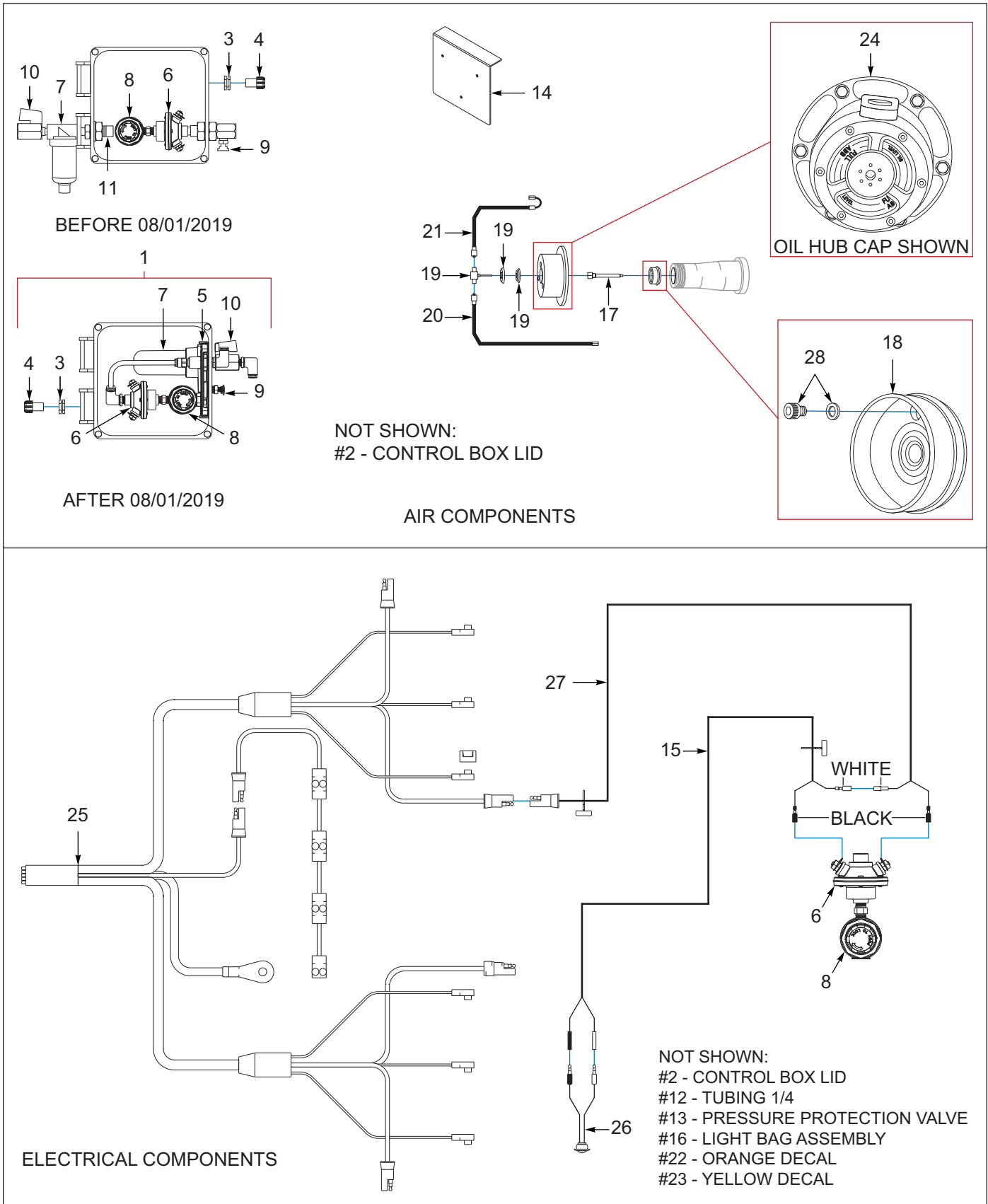


Figure 5-3: Tire Inflation System, Thermalert Components (OPTION)

## Tire Inflation System, Thermalert Components (OPTION)

ITEM	PART NUMBER	DESCRIPTION	QTY
	168593	THERMALERT TIS 2 AXLE <b>(INCLUDES ITEMS 1-23)</b>	--
1	168618	THERMALERT CONTROL BOX <b>(BEFORE 08/01/2019 INCLUDES ITEMS 2-4, 6-11)</b> <b>(AFTER 08/01/2019 INCLUDES ITEMS 2-10)</b>	1
2	180226	CONTROL BOX LID <b>(216705) (NOT SHOWN)</b>	1
3	106-0006	NUT 1/2 CONDUIT STL	1
4	20125	STRAIN RELIEF, 1/4TO3/8	1
5	230613	TIS MANIFOLD ASSY <b>(AFTER 08/01/2019)</b> <b>(INCLUDES ITEMS 7-8 PLUS GASKET, 4 SCREWS &amp; 8" AIR LINE)</b>	1
6	180229	FLOW SENSE SWITCH <b>(216704)</b>	1
7	180228	SELF-DRAINING FILTER <b>(BEFORE 08/01/2019)</b>	1
7	-----	PARTICULATE FILTER ASSEMBLY <b>(AFTER 08/01/2019 PART IF ITEM 5)</b> <b>(INCLUDES FILTER 31104-00 AND BOWL 31105-00)</b>	--
8	180224	PRESSURE REGULATOR VALVE <b>(216708) (BEFORE 08/01/2019)</b>	1
8	-----	PRESSURE REGULATOR <b>(AFTER 08/01/2019 INCLUDED WITH ITEM 5)</b>	--
9	180225	PETCOCK <b>(216706)</b>	1
10	180223	SHUT-OFF VALVE <b>(216709)</b>	1
11	180227	BULKHEAD/CHECK VALVE <b>(BEFORE 08/01/2019 ONLY)</b>	1
12	1-833-010001	TUBING NYLON 1/4 OD <b>(NOT SHOWN - SEE PAGE 5-1)</b>	--
13	168610	THERMALERT PRESS PROT VALVE <b>(NOT SHOWN - SEE PAGE 5-1)</b>	1
14	168611	THERMALERT CNTRL BOX BRKT	1
15	168613	THERMALERT WIRING HARNESS	1
16	168614	THERMALERT LIGHT BAG ASSY <b>(NOT SHOWN)</b>	1
17	168616	THERMALERT STAT & FILTER ASSY <b>(PER AXLE)</b>	2
18	168617	THERMALERT PRESS PLUG ASSY <b>(PER AXLE)</b>	2
19	178592	THRU TEE ASSEMBLY 4.25" <b>(INCLUDES SHIELD &amp; VENT CAP) (PER AXLE)</b>	2
20	168612	THERMALERT LONG HOSE <b>(BEFORE 01/10/2014)</b>	2
20	180839	TIS LONG HOSE <b>(AFTER 01/10/2014) (17" LONG) (PER AXLE)</b>	2
21	180222	SHORT FLEX HOSE <b>(BEFORE 01/10/2014)</b>	2
21	180840	TIS SHORT HOSE <b>(AFTER 01/10/2014) (13-1/2" LONG) (PER AXLE)</b>	2
22	205836	ORANGE WARNING DECAL TIS <b>(NOT SHOWN)</b>	1
23	205837	YELLOW WARNING DECAL TIS <b>(NOT SHOWN)</b>	2
24	197318	HUB CAP TIS GREASE AXLE <b>(OPTION) (PER AXLE)</b>	2
24	197613	HUB CAP TIS OIL AXLE <b>(STANDARD) (PER AXLE)</b>	2
25	143104	HARNESS BUMPER GROTE	--
26	183413	LIGHT,WHT LED .75 CL/MK GROTE	1
27	202207	HARNESS MOD, TIS POWER ASSY	1
28	228069	THERMALERT THERMAL PLUG KIT <b>(INCLUDES 1 PLUG AND 1 GASKET)</b>	1

# Single Axle Spring Front Suspension (313D-B ONLY)

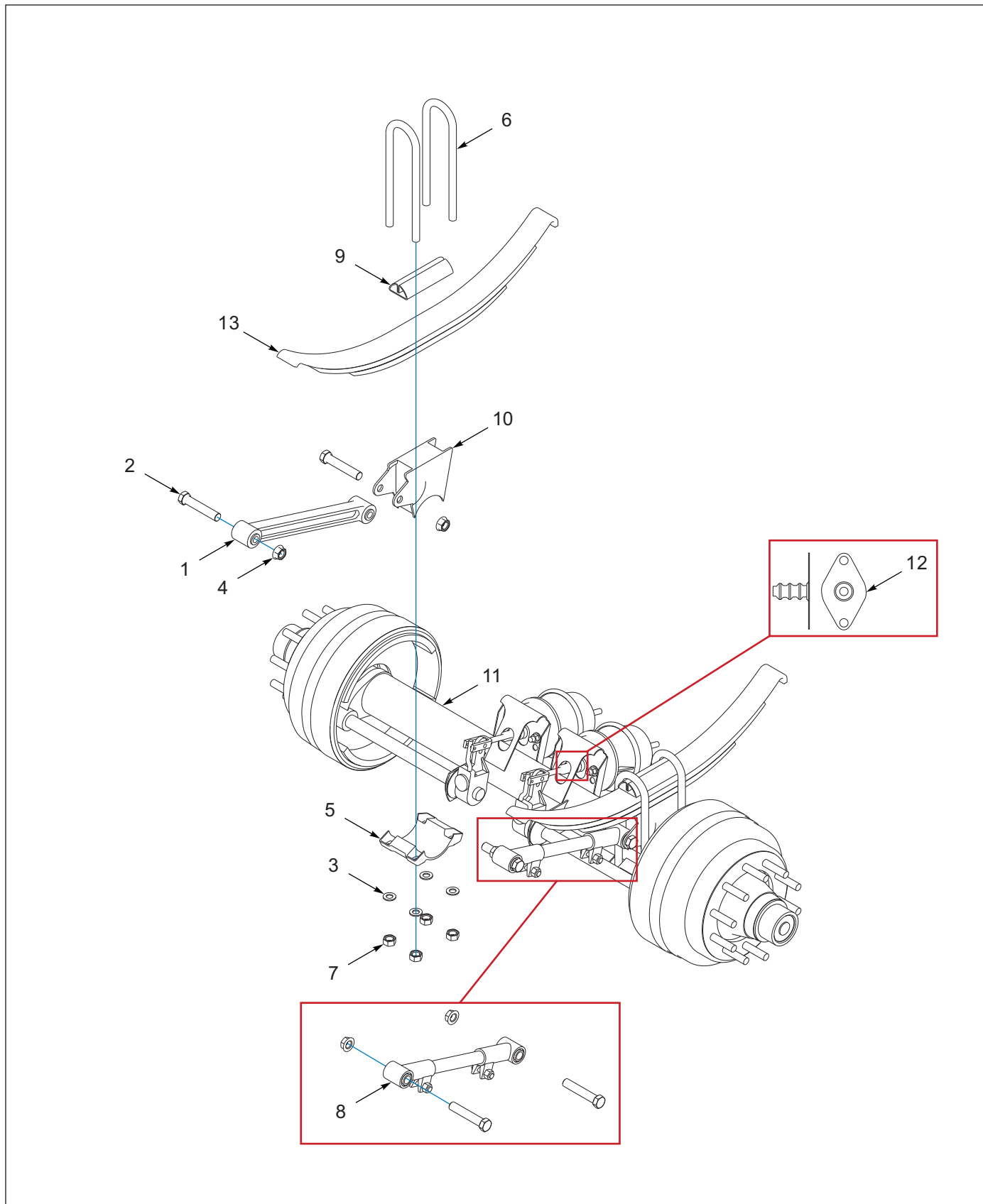


Figure 5-4: Single Axle Spring Front Suspension (313D-B ONLY)

## Single Axle Spring Front Suspension (313D-B ONLY)

ITEM	PART NUMBER	DESCRIPTION	QTY.
	232538	SUSPENSION H9700 1AXLE	--
1	10562-00	LOCK NUT	4
2	-----	HEX NUT, 3/4"-16 UNF, GRADE 8	8
3	-----	TORQUE ARM ASSY-NON-ADJ	1
4	-----	HEX BOLT-1-1/4 UNS X 5	4
5	-----	WASHER-1/8 X 13/16 ID X 1-1/2 OD	8
6	-----	BOTTOM PLATE ASSY, 5RD .75 DIA U-BOLT	2
7	-----	U-BOLT, 3/4, DIA X 3 RD X 14-3/4	4
8	16398-04	RADIUS ROD ASSY 19-1/4 HUTCH	1
9	-----	TOP PLATE	2
10	-----	SPRING SEAT -ATT, 5RD, 4.75 HI	2
11	212419	AXLE 70.5 16.5SPG 25K TIS	1
12	3-222-010123	COVER,DUST BOOT, SPG BRAKE	2
13	HUT16	SPRING,3 LEAF FOR HUTCH 7700	2

# Single Axle Spring Rear Suspension (313D-B ONLY)

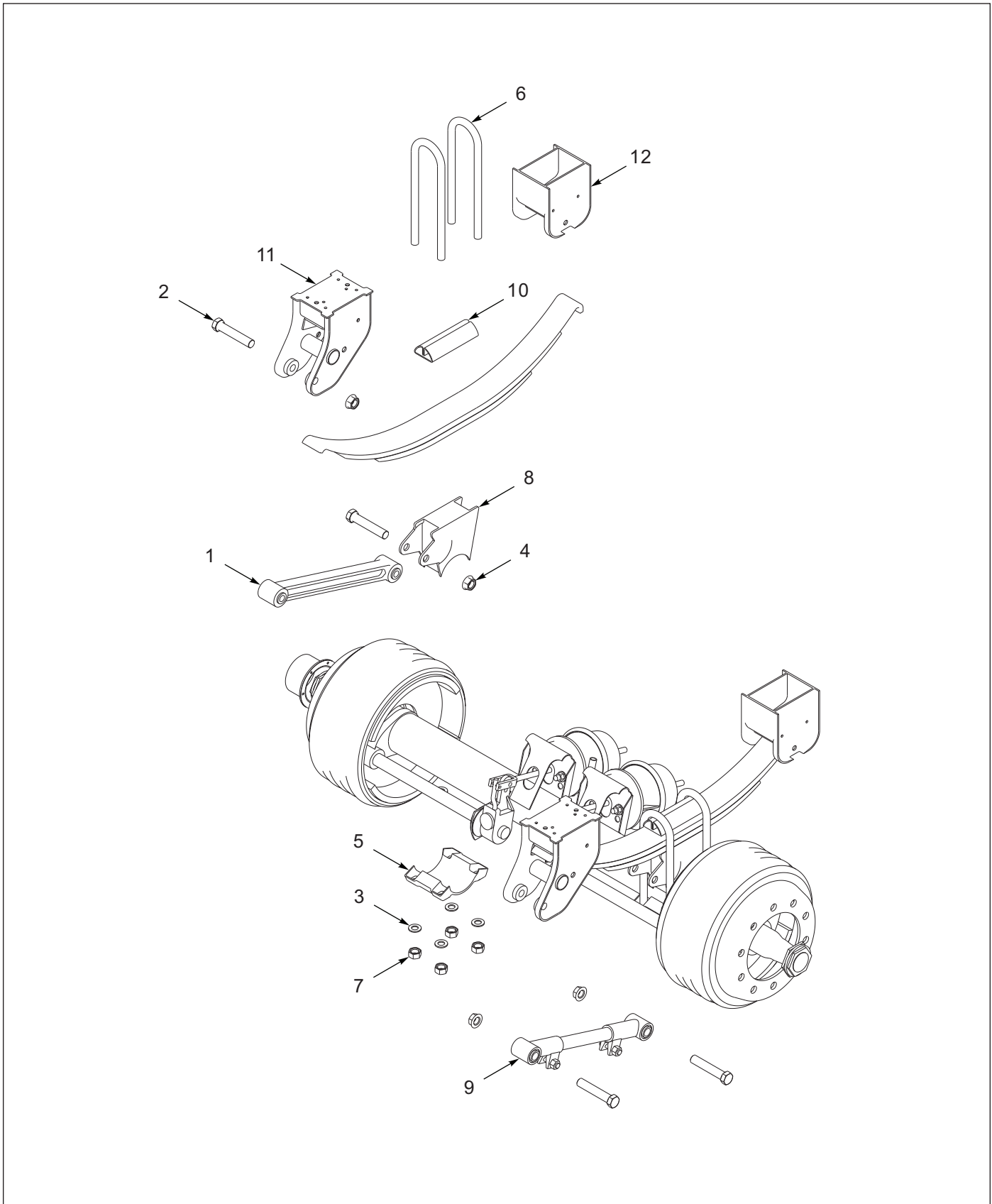


Figure 5-5: Single Axle Spring Rear Suspension (313D-B ONLY)

## Single Axle Spring Rear Suspension (313D-B ONLY)

ITEM	PART NUMBER	DESCRIPTION	QTY.
	232535	SUSPENSION H9700 1AXLE	--
	232536	HANGER GROUP H9700 1AXLE (INCLUDES 11,12)	1
	232537	SEAT GROUP H9700 1AXLE (INCLUDES 1,2,3,4,5,6,7,8,9,10)	1
1	-----	TORQUE ARM ASSY-NON-ADJ	1
2	-----	HEX BOLT-1/14 UNS X 5	4
3	-----	WASHER-1/8 X 13/16 ID X 1-1/2 OD	8
4	10562-00	LOCK NUT	4
5	-----	BOTTOM PLATE ASSY. 5RD .75 DIA U-BOLT	2
6	-----	U-BOLT, 3/4 DIA X 3 RD X 14-3/4	4
7	-----	HEX NUT, 3/4" -16 UNF, GRADE 8	8
8	-----	SPRING SEAT - ATT, 5RD, 4,,75 HI	2
9	16398-04	RADIUS ROD ASSY 19-1/4 HUTCH	1
10	-----	TOP PLATE-ROLL FORMED, FIN	2
11	-----	SPRING HANGER-FRT, ST	2
12	108672	HANGER REAR HUTCH 7703-02	2

# Tandem Axle Spring Suspension

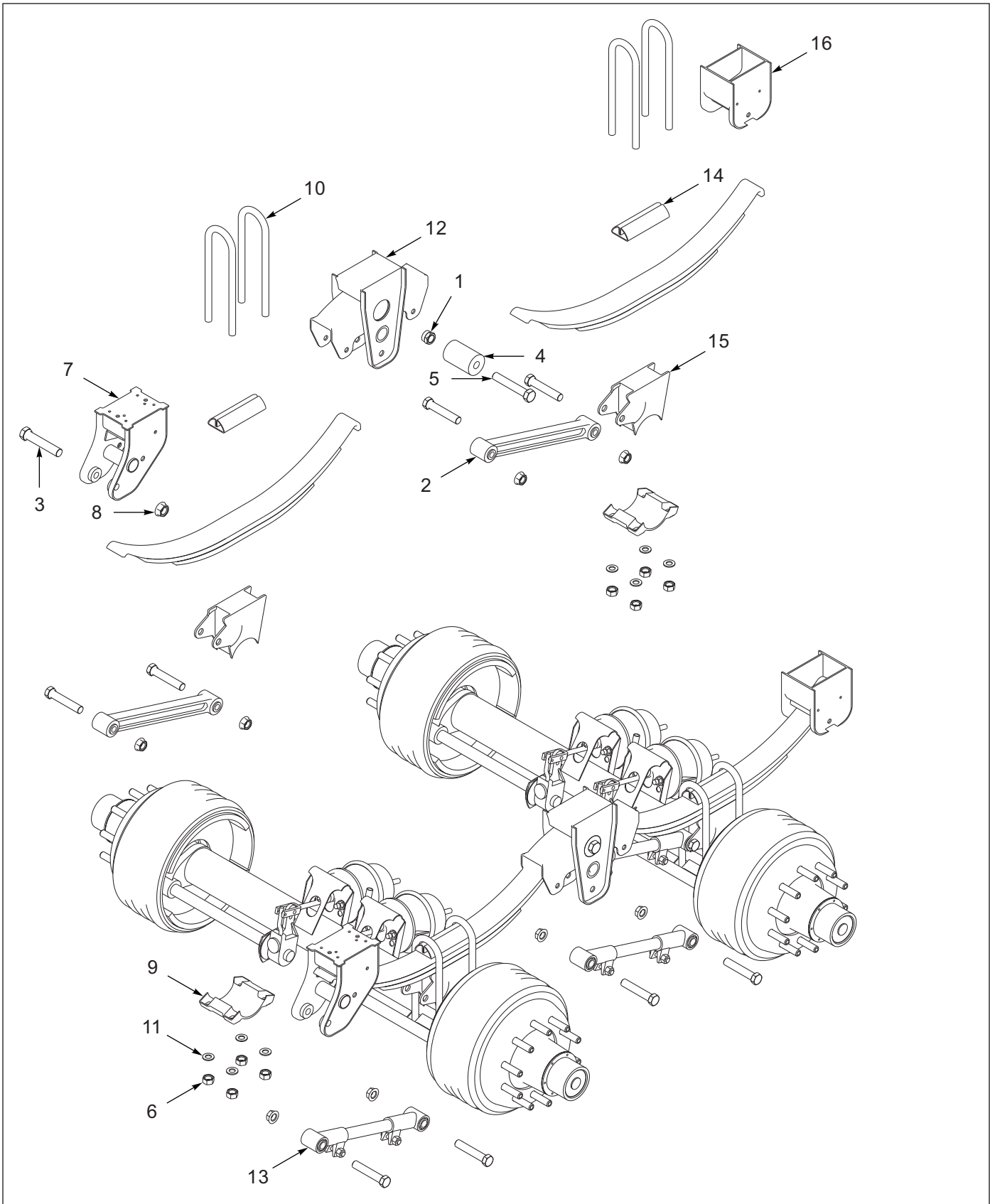


Figure 5-6: Tandem Axle Spring Suspension



## Tandem Axle Spring Suspension

ITEM	PART NUMBER	DESCRIPTION	QTY.
	132107	SUSPENSION H9700 2AX-49 SPRD	--
	132108	SEAT GROUP H9700 2AX-49SPRD	--
	132109	HANGER GROUP H9700 2AX-49SPRD	--
1	-----	HEX LOCK NUT-5/8-18UNF, GR8	4
2	-----	TORQUE ARM ASSY-NON-ADJ	2
3	-----	HEX BOLT-1/14 UNS X 5	8
4	-----	TUB-3/4 OD X 18GA X 3-1/4 LG	4
5	-----	HEX BOLT -5/8-18 UNF X 4-1/2, GR2	4
6	-----	WASHER-1/8 X 13/16 ID X 1-1/2 OD	16
7	-----	SPRING HANGER-FRT, ST	2
8	-----	SPRING HANGER-REAR, ST	2
9	10562-00	LOCK NUT	4
10	-----	BOTTOM PLATE ASSY. 5RD .75 DIA U-BOLT	4
11	-----	U-BOLT, 3/4 DIA X 3 RD X 14-3/4	8
12	-----	HEX NUT, 3/4" -16 UNF, GRADE 8	16
13	-----	HANGER ROCKER ASSY-H9700 ST MT	2
14	16398-04	RADIUS ROD ASSY 19-1/4 HUTCH	2
15	-----	TOP PLATE-ROLL FORMED, FIN	4
16	-----	SPRING SEAT - ATT, 5RD, 4,,75 HI	4
17	108672	HANGER REAR HUTCH 7703-02	2

# Triple Axle Spring Suspension

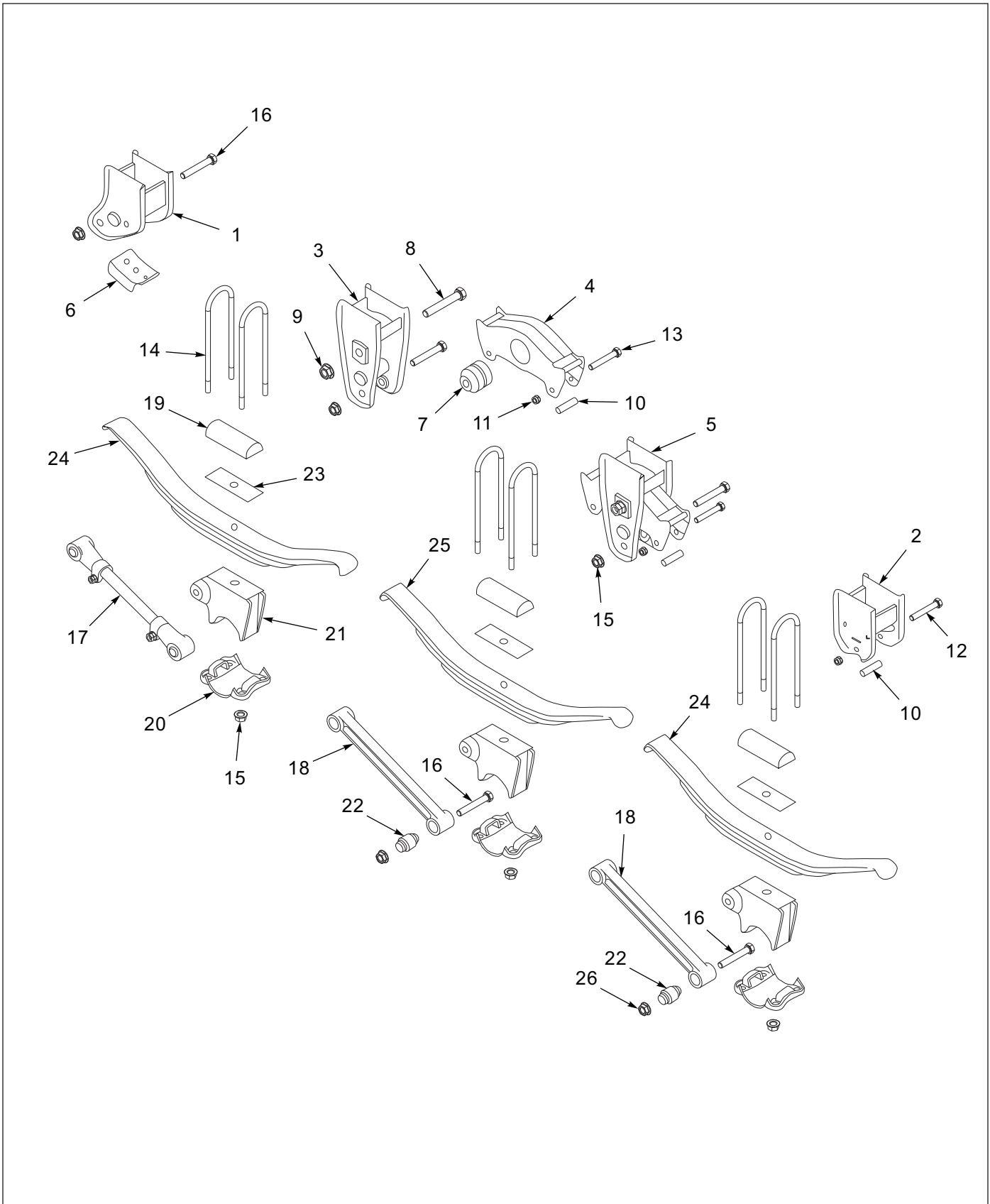


Figure 5-7: Triple Axle Spring Suspension

## Triple Axle Spring Suspension

ITEM	PART NUMBER	DESCRIPTION	QTY.
	3-762-010444	SUSPENSION TRANSPRO MD88 TRI	--
	130844	HANGER GROUP H9700 3AX-49SPRD	--
	130845	SEAT GROUP H9700 3AX-49 SPRD	--
1	-----	FRONT HANGER	2
2	108672	HANGER REAR HUTCH 7703-02	2
3	-----	EQUALIZER HANGER	4
4	-----	EQUALIZER BEAM & BUSHING ASSY	4
5	-----	EQUALIZER HANGER & EQUALIZER BEAM ASSY	4
6	-----	REPLACEABLE WEAR PAD	2
7	-----	EQUALIZER BUSHING	4
8	-----	BOLT	4
9	-----	FLANGE LOCKNUT	4
10	0741-01	SPRING ROLLER EQUALIZER TRANS	10
11	-----	LOCKNUT	10
12	-----	BOLT, REAR HANGER	2
13	-----	BOLT, LONG EQUALIZER BEAM	8
14	-----	U-BOLT	12
15	-----	LOCKNUT, FLANGE 7/8- 14	36
16	-----	BOLT, HEX 7/8-14 X 5-1/4	12
17	16398-04	RADIUS ROD ASSY 19-1/4 HUTCH	3
18	-----	RIGID TORQUE ARM	3
19	-----	TOP U-BOLT PLATE	6
20	-----	BOTTOM U-BOLT PLATE	6
21	0636-05	TRPRO MD88 AXLE SEAT 5" HIGH	6
22	-----	TORQUE ARM BUSHING	2
23	0375-00	SPRING LINER DELRIN	6
24	-----	SPRING, 3-LEAF, FRONT & REAR AXLES	4
25	3-720-010027	SPRING TRANSPRO 11K TRI-AXLE	2
26	10562-00	LOCK NUT	2

# Axle Assembly

## Axle 16.5 x 7 Drum Brakes, Dexter

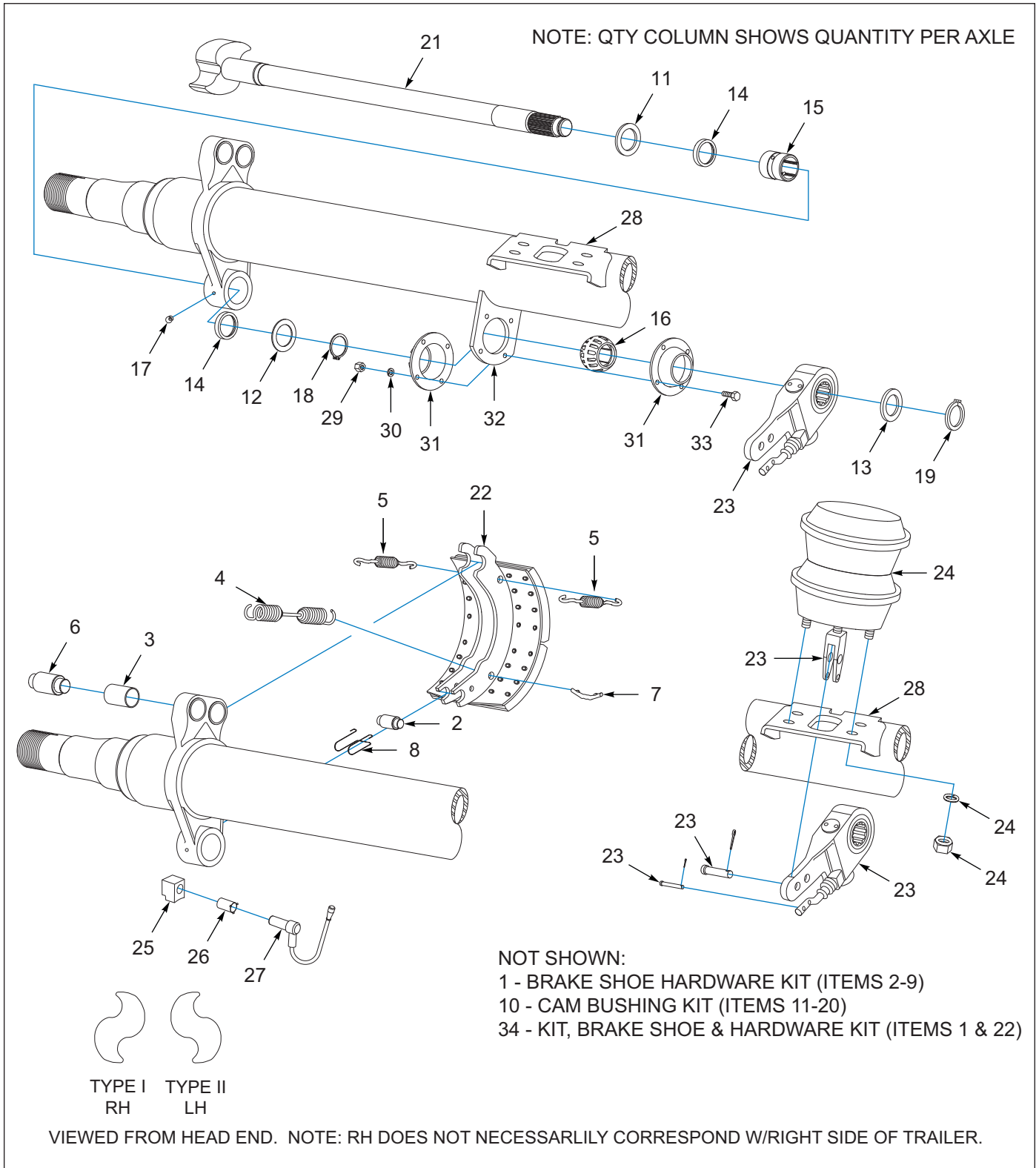


Figure 6-1: Axle 16.5 x 7 Drum Brakes, Dexter

## Axle 16.5 x 7 Drum Brakes, Dexter

ITEM	PART NUMBER	DESCRIPTION	QTY.
	212419	AXLE 70.5 16.5SPG 25K TIS <b>(REPLACED 115714 AFTER 06/16/2018)</b>	--
	212420	AXLE 71.5 16.5SPG 25K TIS	--
1	K71-136-00	BRAKE SHOE H KIT 16.5X7 DXTR <b>(INCLUDES ITEMS 2-9)</b> <b>(INCLUDED WITH ITEM 34)</b>	2
2	014-065-00	ROLLER BRAKE SHOE(KNURLED)DXTR <b>(ITEM 1 INCLUDES 2 EACH)</b>	4
3	014-068-00	ANCHOR PIN-BRAKE SHOE DEXTErr <b>(ITEM 1 INCLUDES 2 EACH)</b>	4
4	046-096-00	SPRING BRAKE SHOE-ORANGE DEXTR <b>(ITEM 1 INCLUDES 1 EACH)</b>	2
5	046-097-00	SPRING-BRAKE SHOE KEEPER DEXTR <b>(ITEM 1 INCLUDES 2 EACH)</b>	4
6	056-017-00	ANCHOR PIN-BRAKE SHOE DEXTER <b>(ITEM 1 INCLUDES 2 EACH)</b>	4
7	056-018-00	RETAINER-RETRACTOR SPRING DXTR <b>(ITEM 1 INCLUDES 2 EACH)</b>	4
8	071-122-00	RETAINER BRAKE SHOE ROLLER <b>(ITEM 1 INCLUDES 2 EACH)</b>	4
9	-----	INSTRUCTIONS <b>(NOT SHOWN) (ITEM 1 INCLUDES 1 EACH)</b>	1
10	138090	BUSHING KIT <b>(PER BRAKE) (INCLUDES ITEMS 11-20)</b>	2
11	005-096-00	WASHER CAMSHAFT DEXTER <b>(ITEM 10 INCLUDES 1 EACH)</b>	2
12	005-097-00	WASHER CAM SHAFT DEXTER <b>(ITEM 10 INCLUDES 2 EACH)</b>	2
13	113819	CAMSHAFT WASHER 28 SPLINE <b>(ITEM 10 INCLUDES 1 EACH)</b>	2
14	408101-001	SPIDER SEAL <b>(ITEM 10 INCLUDES 2 EACH)</b>	4
15	405129	SPIDER BUSHING <b>(ITEM 10 INCLUDES 1 EACH)</b>	2
16	405999-001	BUSHING, CAMSHAFT SUPPORT <b>(ITEM 10 INCLUDES 1 EACH)</b>	2
17	061-003-00	GREASE FITTING-SPIDER DEXTER <b>(ITEM 10 INCLUDES 1 EACH)</b>	2
18	214104	CAM LOCK RING <b>(ITEM 10 INCLUDES 2 EACH)</b>	2
19	069-078-00	SNAP RING <b>(ITEM 10 INCLUDES 1 EACH)</b>	2
20	-----	INSTRUCTIONS <b>(NOT SHOWN) (ITEM 10 INCLUDES 1 EACH)</b>	1
21	034-192-03	CAMSHAFT LH 28SPLINE 23-7/16	1
21	034-193-03	CAMSHAFT RH 28SPLINE 23-7/16	1
22	040-180-00	BRAKE SHOE & LINING DEXTER <b>(INCLUDED WITH ITEM 34)</b>	4
23	139383	SLACK ADJUSTER,STR AUTO 28SPL <b>(INCLUDES CLEVIS, PINS, GAGE, &amp; INSTRUCTIONS)</b>	2
24	126292	CHAMBER 30-30 7.00 PUSHROD	4
25	103805	ABS SENSOR BLOCK	2
26	101849	ABS SENSOR SPRING CLIP	2
27	101847	ABS SENSOR CABLE-.4M (1FT) <b>(SENSOR &amp; CABLE ASSEMBLY)</b>	2
28	034-048-00	BRACKET AIR CHAMBER MTG	2
29	1-512-010007-05	NUT, HEX 1/4-20 GR2 ZP	8
30	005-079-00	LOCK WASHER, DEXTER	8
31	034-032-00	RETAINING PLATE-CAMSHAFT DEXTR <b>(EACH HALF SOLD SEPERATELY)</b>	4
32	034-047-00	BRACKET-CAMSHAFT SUPTWELD ON <b>(2 PER AXLE)</b>	4
33	007-139-00	BOLT RET CAM BUSHING DEXTER	8
34	159001	BRAKE SHOE&HARDWARE KIT16.5X7 <b>(1 KIT PER AXLE)</b> <b>(INCLUDES ITEMS 1, 2 EACH &amp; 22, 4 EACH)</b>	1

# Axle 16.5 x 7 Drum & Hub Assembly, Dexter

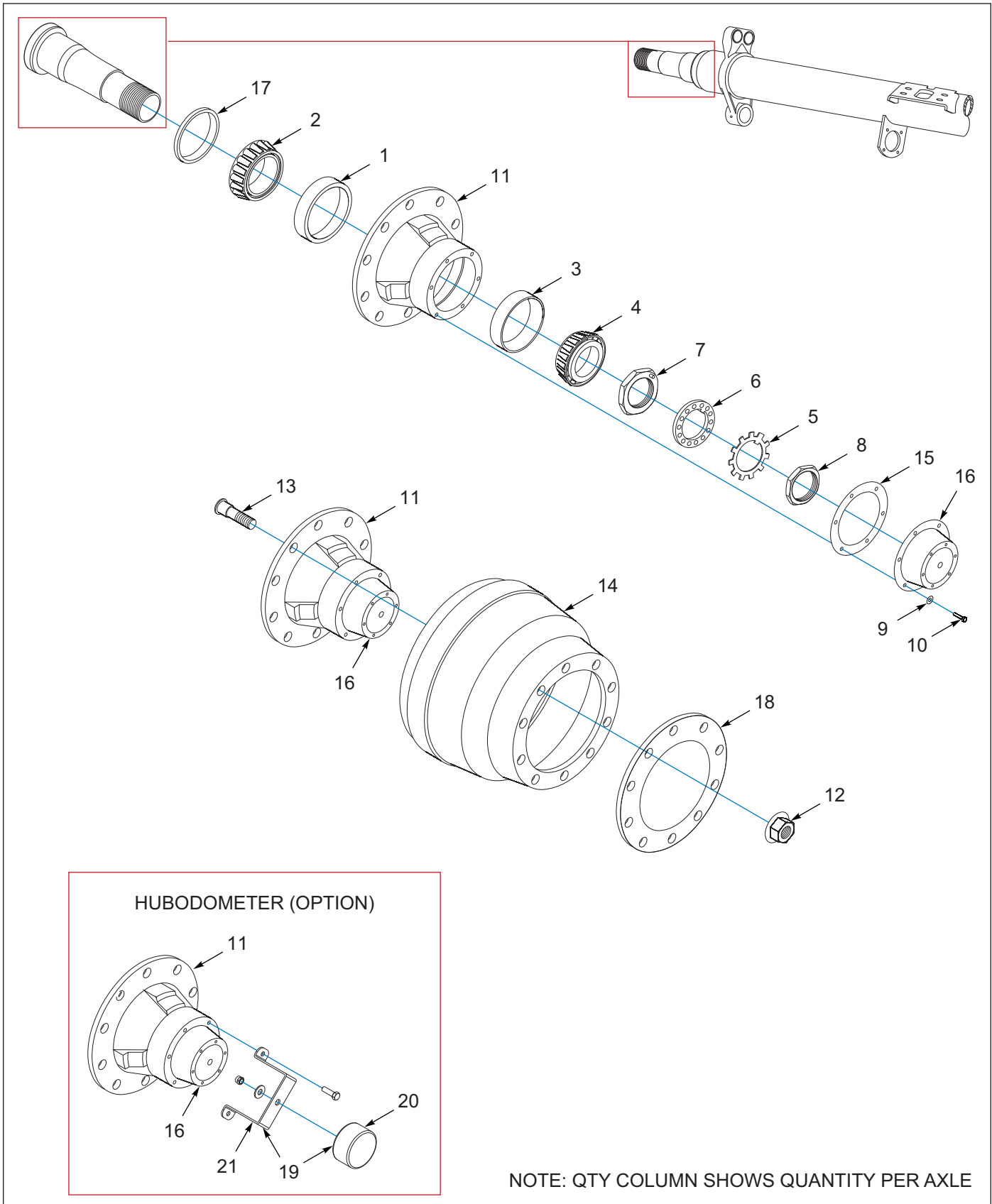


Figure 6-2: Axle 16.5 x 7 Drum & Hub Assembly, Dexter

## Axle 16.5 x 7 Drum & Hub Assembly, Dexter

ITEM	PART NUMBER	DESCRIPTION	QTY.
	212419	AXLE 70.5 16.5SPG 25K TIS <b>(REPLACED 115714 AFTER 06/16/2018)</b>	--
	212420	AXLE 71.5 16.5SPG 25K TIS	--
1	HM218210	BEARING CUP,INNER-DEXTERD225K <b>(INCLUDED WITH ITEM 11 INCLUDES 1 EACH)</b>	2
2	HM218248	INNER BEARING	2
3	HM212011	OUTER CUP <b>(INCLUDED WITH ITEM 11 INCLUDES 1 EACH)</b>	2
4	HM212049	OUTER BRG A19S	2
5	105106	STAR L/W <b>(005-099-00)</b>	2
6	105107	LOCK WASHER <b>(005-098-00)</b>	2
7	103103-002	NUT INNER SPINDLE DEXTER <b>(006-114-00)</b>	2
8	006-115-00	NUT OUTER, SPINDLE, DEXTER <b>(103102-001)</b>	2
9	1-861-010034-10	WASHER,LKG 5/16	12
10	1-654-010049-03	SCREW HX CP 5/16-18UNCX3/4GR5	12
11	110975	HUB FOR 103781 <b>(100 TOOTH TONE RING) (INCLUDES ITEMS 1, 3)</b> <b>(FLANGE NUTS &amp; STUDS SOLD SEPARATELY)</b>	2
12	179955	NUT,FLANGE MM22X1.5 (1.50HEX) <b>(179933, 153408)</b>	20
13	101162	STUD - DISC PILOT HOLE WHL <b>(2.47 STANDOUT)</b> <b>(BEFORE 06/16/2018)</b>	20
13	113536	STUD RH 22MM 3.5 STANDOUT <b>(131069) (3.5 STANDOUT)</b> <b>(AFTER 06/16/2018 - UNIVERSAL, STEEL / ALUMINUM WHEELS)</b>	20
14	110976	DRUM FOR 103781	2
15	3067	GASKET HUB <b>(153402)</b>	2
16	4009	BOLT ON HUB CAP W/PLUG <b>(OIL CAP INCLUDES VENT PLUG AND ITEM 15)</b>	2
17	3-659-010012	SEAL, AXLE	2
18	3-870-010107	WHEEL-GUARD,10STD 285.75MM BC <b>(NYLON SPACER USED TO SEPARATE STEEL RIM OR DRUM FROM ALUMINUM RIM)</b>	2
19	197619	HUBODOMETER INSTL 275 TIRE <b>(546 RPM, 275/70R22.5)</b> <b>(OPTION INCLUDES ITEM 20-21)</b>	1
20	124195	HUBODOMETER 546 RPM <b>(OPTION, 275/70R22.5)</b>	1
21	197606	BRACKET HUBODOMETER 4"H TIS	1

# Axle 16.5 Disc Brakes & Hub Assembly, Dexter (OPTION)

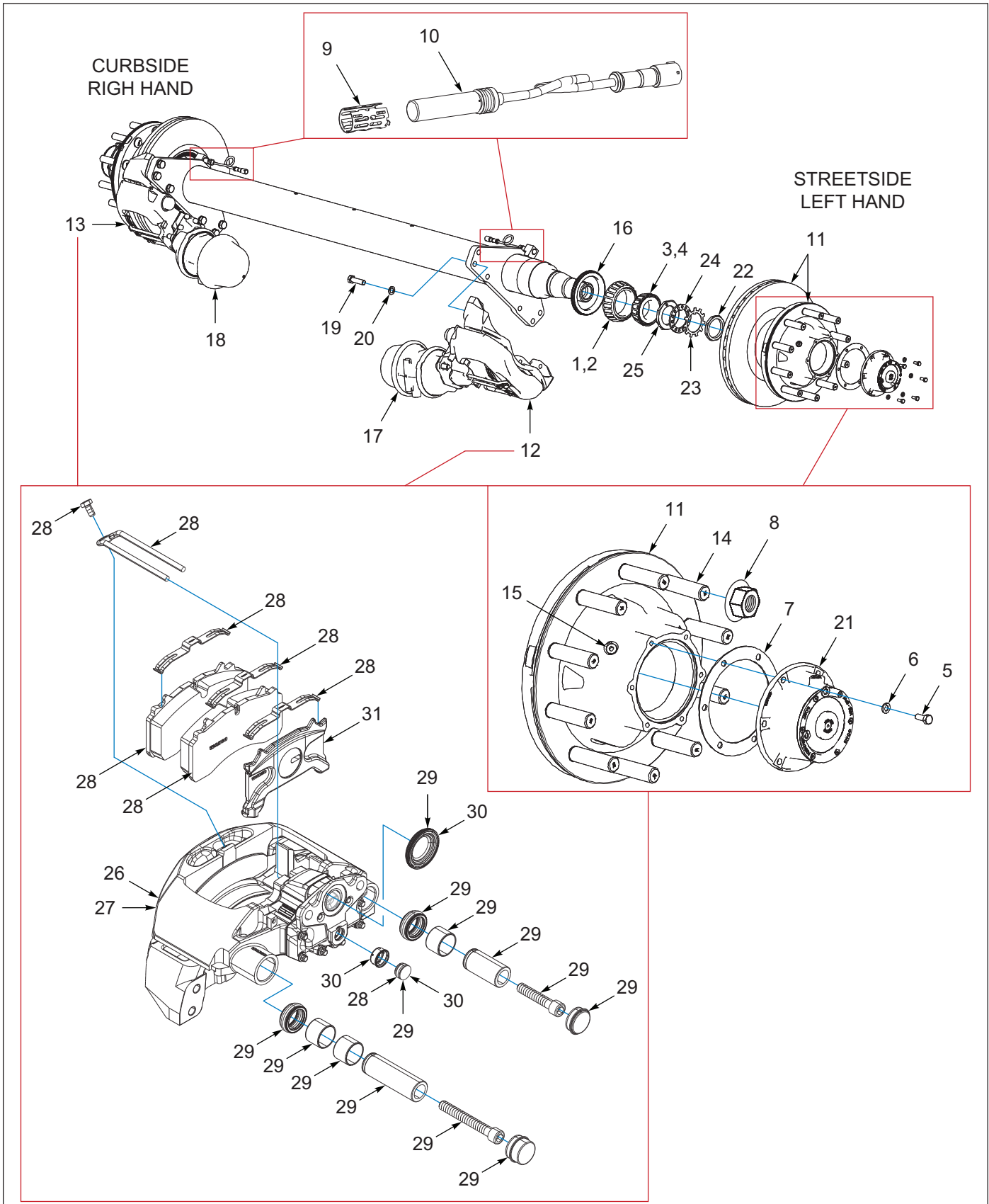


Figure 6-3: Axle 16.5 Disc Brakes & Hub Assembly, Dexter (OPTION) (1 of 2)






Figure 6-4: Axle 16.5 Disc Brakes &amp; Hub Assembly, Dexter (OPTION) (2 of 2)

## Axle 16.5 Disc Brakes & Hub Assembly, Dexter (OPTION)

ITEM	PART NUMBER	DESCRIPTION	QTY
	228028	AXLE 70.5 PAN22 DISC 25K TIS	--
	218077	AXLE 71.5 PAN 22 DISC 25K TIS	--
1	HM218210	BEARING CUP,INNER-DEXTERD225K	2
2	HM218248	INNER BEARING	2
3	HM212011	OUTER CUP	2
4	HM212049	OUTER BEARING CONE	2
5	1-654-010049-03	SCREW HX CP 5/16-18UNCX3/4GR5	12
6	1-861-010034-10	WASHER,LKG 5/16	12
7	153402	GASKET F22 <b>(3067)</b>	2
8	153408	NUT, FLANGE M22 X 1.5 <b>(179955, 179933)</b>	20
9	153409	SPRING CLIP ABS	2
10	220673	SENSOR ABS STRAIGHT IM CABLE	2
11	235222	HUB/ROTOR ASSY PAN22 DSC <b>(ROTOR &amp; MOUNT BOLTS ONLY, ORDER 236496)</b>	2
12	236498	CALIPER PAN22 LH ADB <b>(INCLUDES ITEMS 29, 31-34)</b>	1
13	236499	CALIPER RAN22 RH ADB <b>(INCLUDES 30-34)</b>	1
14	236497	STUD M22 X 1.5 X 4.79"	20
15	224002	BOLT SCHS M14-2X60MM FR 12.9	2
16	224003	SEAL SCOTSEAL F22 (46305)	2
17	236475	BRAKE CHAMBER LH DXT 16.5 DSC <b>(INCLUDES MOUNT NUTS)</b>	1
18	236476	BRAKE CHAMBER RH DXT 16.5 DSC <b>(INCLUDES MOUNT NUTS)</b>	1
19	236500	BOLT HHCS M16-1.5X55MM GR10.9	12
20	236501	LOCK WASHER 16MM SPLIT	12
21	4009	HUB CAP VENTED <b>(153403)</b> <b>(OIL CAP INCLUDES VENT PLUG AND ITEM 7)</b>	2
22	006-115-00	SPINDLE NUT OUTER <b>(006-115-00, 153365)</b>	2
23	105106	STAR WASHER <b>(153368, 005-098-00)</b>	2
24	153366	SPINDLE WASHER <b>(105107, 005-098-00)</b>	2
25	103103-002	SPINDLE NUT INNER <b>(153367, 006-114-00)</b>	2
26	238554	CALIPER DISC PAN22 LH NO PADS	1
27	238555	CALIPER DISC PAN22 RH NO PADS	1
28	235221	PAD KIT PAN22 DSC 1AX <b>(1 KIT PER AXLE)</b>	1

---

## **Axle 16.5 Disc Brakes & Hub Assembly, Dexter (OPTION)**

---

<b>ITEM</b>	<b>PART NUMBER</b>	<b>DESCRIPTION</b>	<b>QTY</b>
29	238556	GUIDE BOLT & SEAL KIT PAN22 <b>(PER CALIPER)</b>	1
30	236537	SEAL KIT CLAMPING UNIT <b>(PER CALIPER)</b>	1
31	238557	'PRESSURE PLT DSCBKCALIPRPAN22 <b>(PER CALIPER)</b>	1
32	236504	TOOL KIT PAN 17/19/22 BASIC	1
33	236503	TOOL KIT PAN19/22 ADDITIONAL	1



## Tire and Wheel Assembly

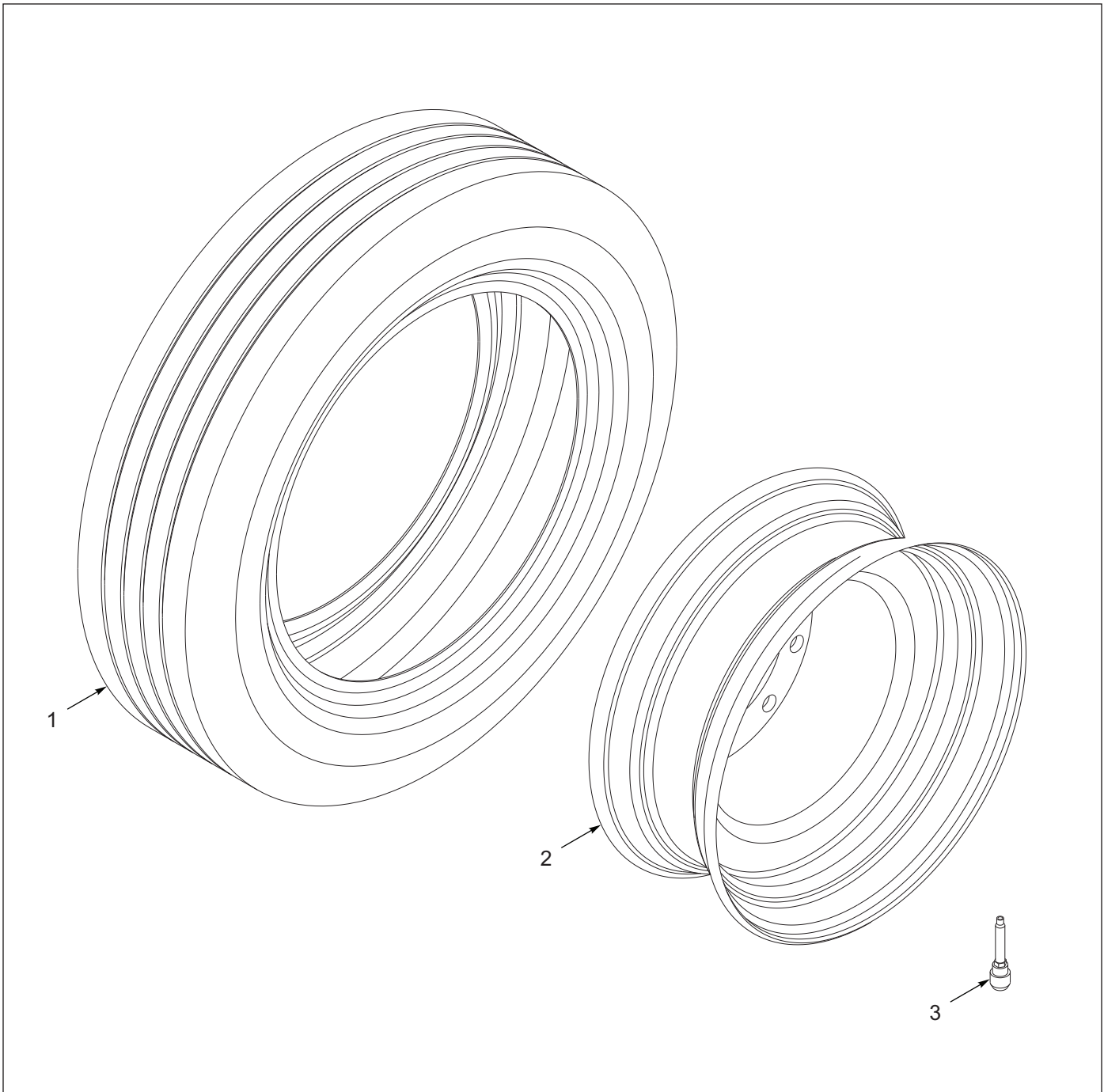


Figure 6-5: Tire and Wheel Assembly

## Tire and Wheel Assembly

ITEM	PART NUMBER	DESCRIPTION	QTY.
	218072	CSP TIRE/WHEEL ASSY 11R24.5 (302D-B,305D-B)	REF
	171658	TIRE&PLT WHL, 11R24.5 DC (313D-B)	REF
1	TR573	VALVE STEM (313D-B)	REF
2	104287	WHEEL HUB PILOT (313D-B)	REF
3	171657	TIRE 11R24.5 DOUBLE COIN(313D-B)	REF

## Spare Tire (313D-B ONLY)




Figure 6-6: Spare Tire (313D-B ONLY)

## Spare Tire (313D-B ONLY)

ITEM	PART NUMBER	DESCRIPTION	QTY.
1	147475	TIRE 255/70R 22.5 DOUBLE COIN	1
2	3-870-010110	WHEEL,DISC,PILOT MT 22.5X8.25	1
3	TR573	VALVE STEM	1

# Air System

## 60-Gallon Air Gate Diagram

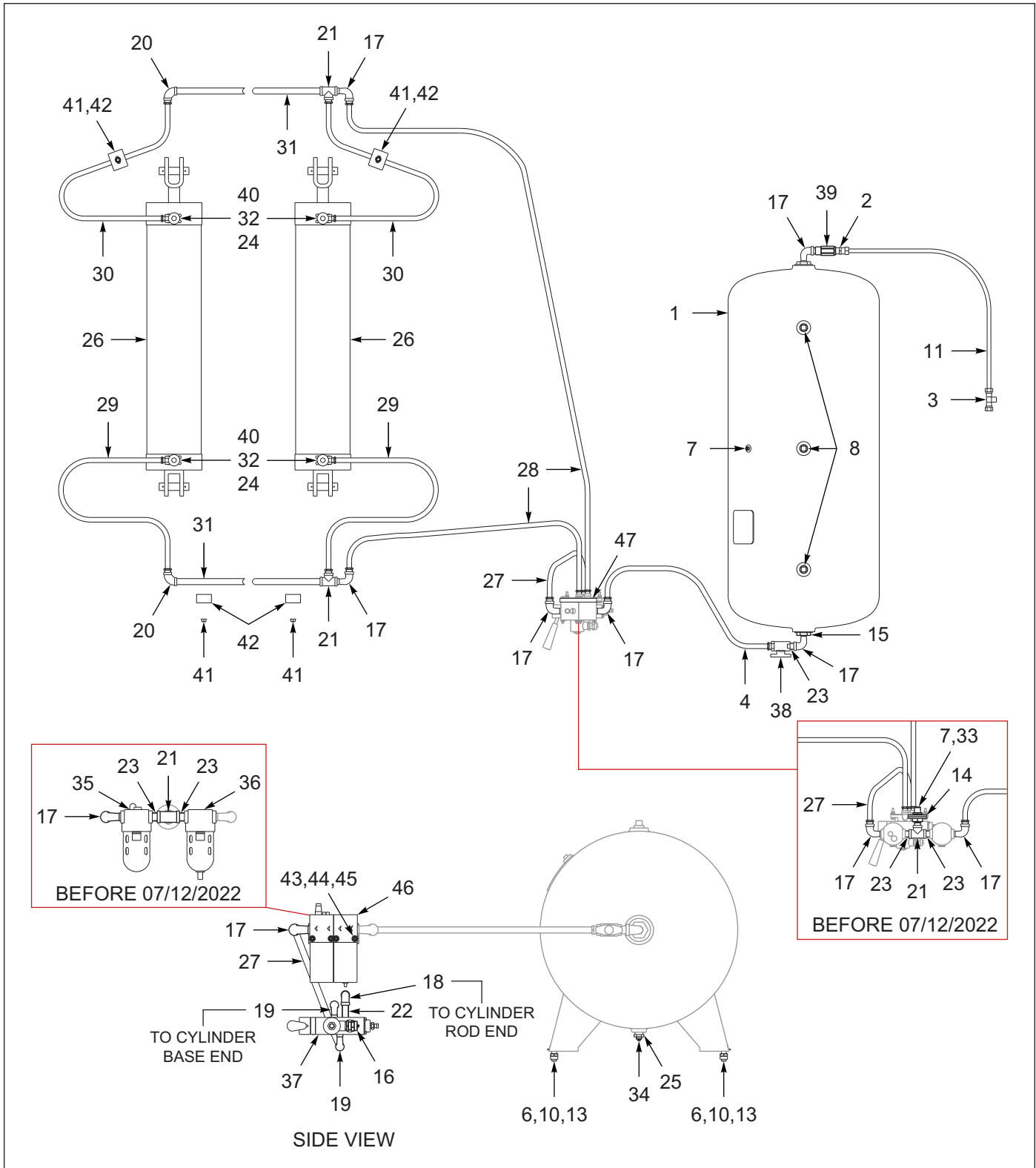


Figure 7-1: 60-Gallon Air Gate Diagram

## 60-Gallon Air Gate Diagram

ITEM	PART NUMBER	DESCRIPTION	QTY.
	S-051-005	AIR SYS 1 GATE 313D	--
	S-051-025	AIR SYS 302D/305D VERSA VALVE	--
1	132047	RESERVOIR AIR TANK, 60GAL	1
2	1-297-010007-15	FITTING AIR 1/2 TUBE X 3/8NPT	1
3	1-297-010015-10	FITTING,AIR,BR TEE 1/2T-3/8P	REF
4	1-384-010041-2	HOSE AIR 1/2X104 (1/2ENDS)	1
4	3-384-010012	HOSE AIR 1/2X56 .5NPT ENDS <b>(313D-B ONLY)</b>	1
5	1-512-010005-01	NUT,HEX,SLFLKG GRB 1/4-20	2
6	1-512-010005-09	NUT,HEX,SLFLKG, 1/2-13 GRB	4
7	1-560-010002-02	PLUG, PIPE, 1/4NPT <b>(BEFORE 07/12/2022, REQ 2 EACH)</b>	1
8	1-560-010002-05	PLUG,PIPE, 3/4-14NPTF	3
9	1-654-010047-07	SCREW,HX CP 1/4-20UNCX1-1/4G5	2
10	1-654-010055-02	SCREW 1/2-13UNCX1-1/4 CP GR5	4
11	1-833-010003	TUBING NYLON 1/2 OD	6
12	1-861-010032-07	WASHER,FLAT 1/4 ZP	2
13	1-861-010032-15	WASHER, FLAT 1/2 W ZP/CD	2
14	1-861-010032-25	WASHER FL 1IN WIDE ZP <b>(BEFORE 07/12/2022, REQ 3 EACH - AFTER NOT USED)</b>	--
15	104-0415	BUSHING HEX HD 2X1/2NPT GALV	2
16	106-0941	CONNECTOR	1
17	110-0957	ELBOW 90ST 1/2NPT GALV	6
18	110-5164	ELBOW-90 3/8 NPT GALV	1
19	110-5166	ELBOW STREET 90 3/8NPT GALV	2
20	110-5175	ELBOW 90 1/2NPT GALV	2
21	110-5184	TEE 1/2NPT GALV <b>(BEFORE 07/12/2022, REQ 3 EACH)</b>	2
22	110-5744	NIPPLE 3/8NPTX2LG TBE GALV	1
23	110-6070	NIPPLE CLOSE 1/2NPT GALV <b>(BEFORE 07/12/2022, REQ 3 EACH)</b>	1
24	1/2X3/8BUSH	BUSHING 1/2X3/8 BLACK IRON	4
25	2081-8-4S	RDCR 5 EXT PIPE-.25 INT PIPE	1
26	3-242-010109	CYLINDER AIR 7X30 PRINCE <b>(SEE PAGE 7-5)</b>	2
27	3-384-010005	HOSE AIR 1/2X30 .38-.5NPT	1
28	3-384-010006	HOSE AIR 1/2X36 .38-.5NPT	2
29	3-384-010007	HOSE AIR 1/2X48 .38-.5NPT	2
30	3-384-010010	HOSE AIR 1/2X84 .38-.5NPT	2
31	3-561-010014	PIPE THREADED ENDS 1/2X132 <b>(302D/305D ONLY)</b>	2
31	551-005	PIPE BLK 1/2X71 TBE SCH 40 <b>(313D ONLY)</b>	2
32	3/8NIPPLE	NIPPLE ALL THREAD	4
33	55B61	FRAME UNION <b>(BEFORE 07/12/2022, REQ 1 EACH - AFTER NOT USED)</b>	--
34	56D4	COCK,DRAIN AIR TANK VEL036019	1
35	758-012	LUBRICATOR AIR <b>(BEFORE 07/12/2022, REQ 1 EACH - AFTER OBSOLETE, REPLACED BY ITEM 46)</b> <b>(REPAIR KIT, 106186)</b>	--
36	758-013	FILTER AIR <b>(BEFORE 07/12/2022, REQ 1 EACH - AFTER OBSOLETE, REPLACED BY ITEM 46)</b> <b>(REPAIR KIT, P7916)</b>	--
37	758-014	VALVE AIR CONTROL <b>(SEE PAGE 7-6)</b>	1
38	758-015	VALVE 1/2 IN AIR BALL	1
39	758-183	VALVE AIR PRES. PROT.W/CHECK	1

## 60-Gallon Air Gate Diagram

ITEM	PART NUMBER	DESCRIPTION	QTY.
40	758-185	VALVE QUICK EXHAUST 3/8	4
41	1-510-010001	NUT, 3/8-16 UNC FLANGE LOCK	4
42	2-181-010001	HOSE CLAMP	4
43	1-861-010032-04	WASHER,FLAT 3/16 ZP <b>(AFTER 07/12/2022)</b>	8
44	117-7576	#10-24 HEX ESNA NUT ZP <b>(AFTER 07/12/2022)</b>	4
45	134466	SCREW 10-24X3-1/2 RD HD MACH <b>(AFTER 07/12/2022)</b>	4
46	239028	FILTER/LUBRICATOR <b>(AFTER 07/12/2022, REPLACED ITEMS 35-36)</b>	1
47	239063	SPACER,FILTER/LUBRICATOR <b>(AFTER 07/12/2022)</b>	1





## 7 X 30 Air Cylinder

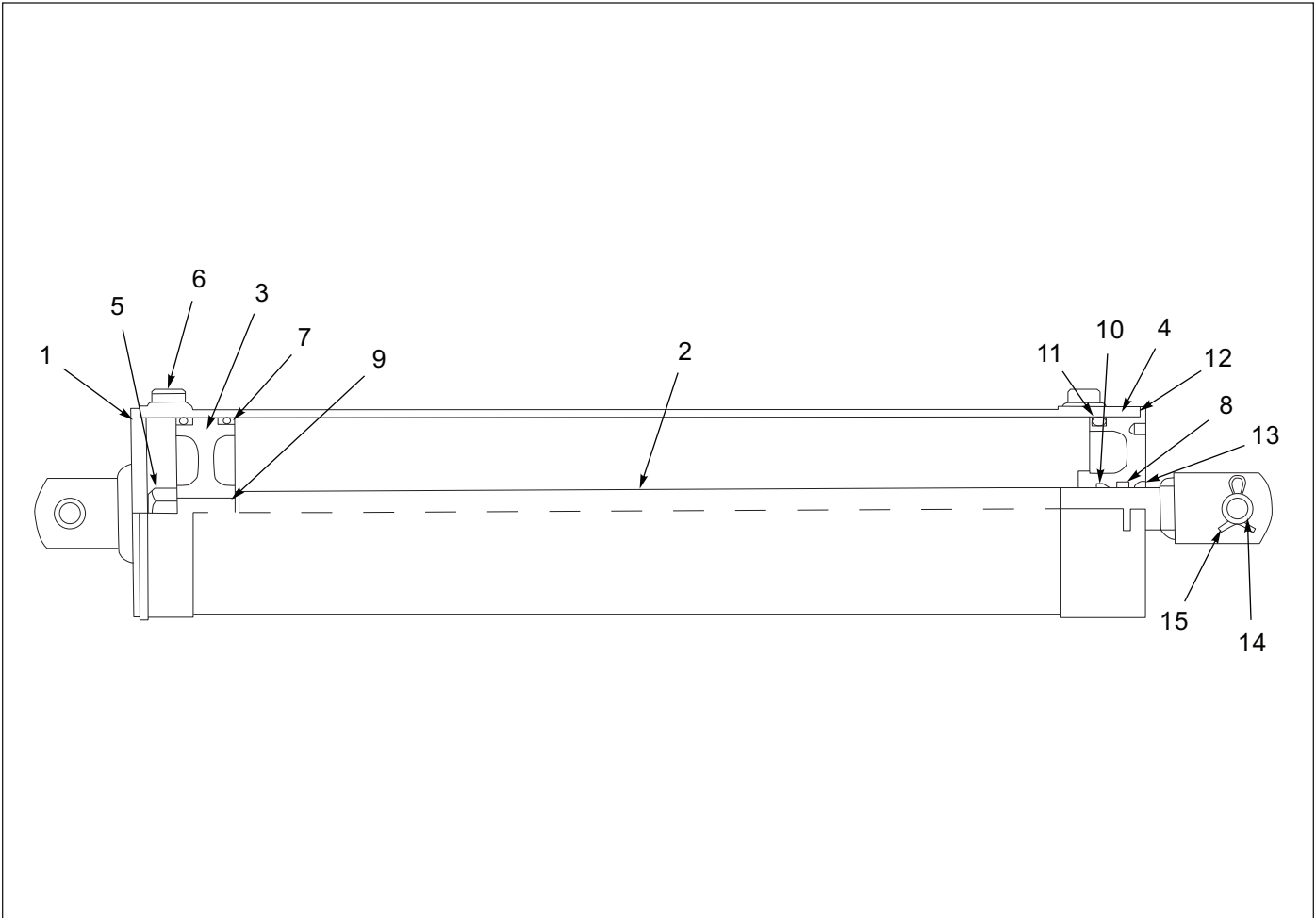


Figure 7-2: 7 x 30 Air Cylinder

## 7 x 30 Air Cylinder

ITEM	PART NUMBER	DESCRIPTION	QTY.
	3-242-010109	CYLINDER AIR 7X30 PRINCE	--
	PMCK-AG-114	PACKING KIT,PRINCE7X30 AIRCYL	--
1	-----	BUTT & TUBE ASSY	--
2	-----	PISTON ROD	--
3	-----	PISTON	--
4	-----	GLAND	--
5	-----	LOCKNUT	--
6	-----	PORT PLUG	--
7	-----	U-CUP	--
8	-----	U-CUP	--
9	-----	O-RING	--
10	-----	O-RING	--
11	-----	O-RING	--
12	-----	SQUARE RETAINING RING	--
13	-----	WIPER	--
14	-----	CLEVIS	--
15	-----	COTTER PIN	--

## Gate Control Valve Assembly

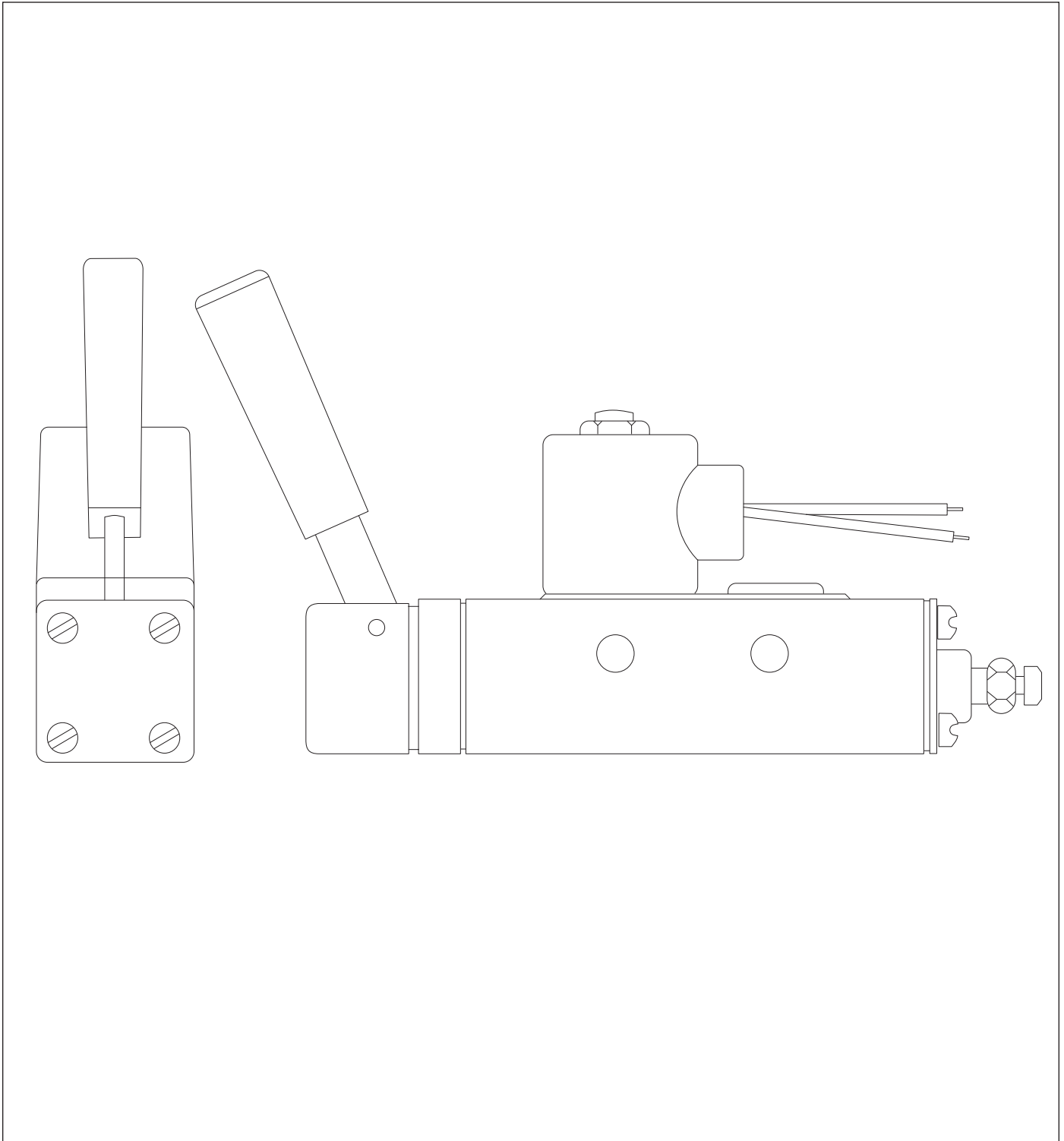


Figure 7-3: Gate Control Valve Assembly

## Gate Control Valve Assembly

ITEM	PART NUMBER	DESCRIPTION	QTY.
	758-014	VALVE AIR CONTROL	--
	P60741	REPAIR KIT-DCV SEALS-GREASE	--

**Air Brakes (313D-B ONLY)**

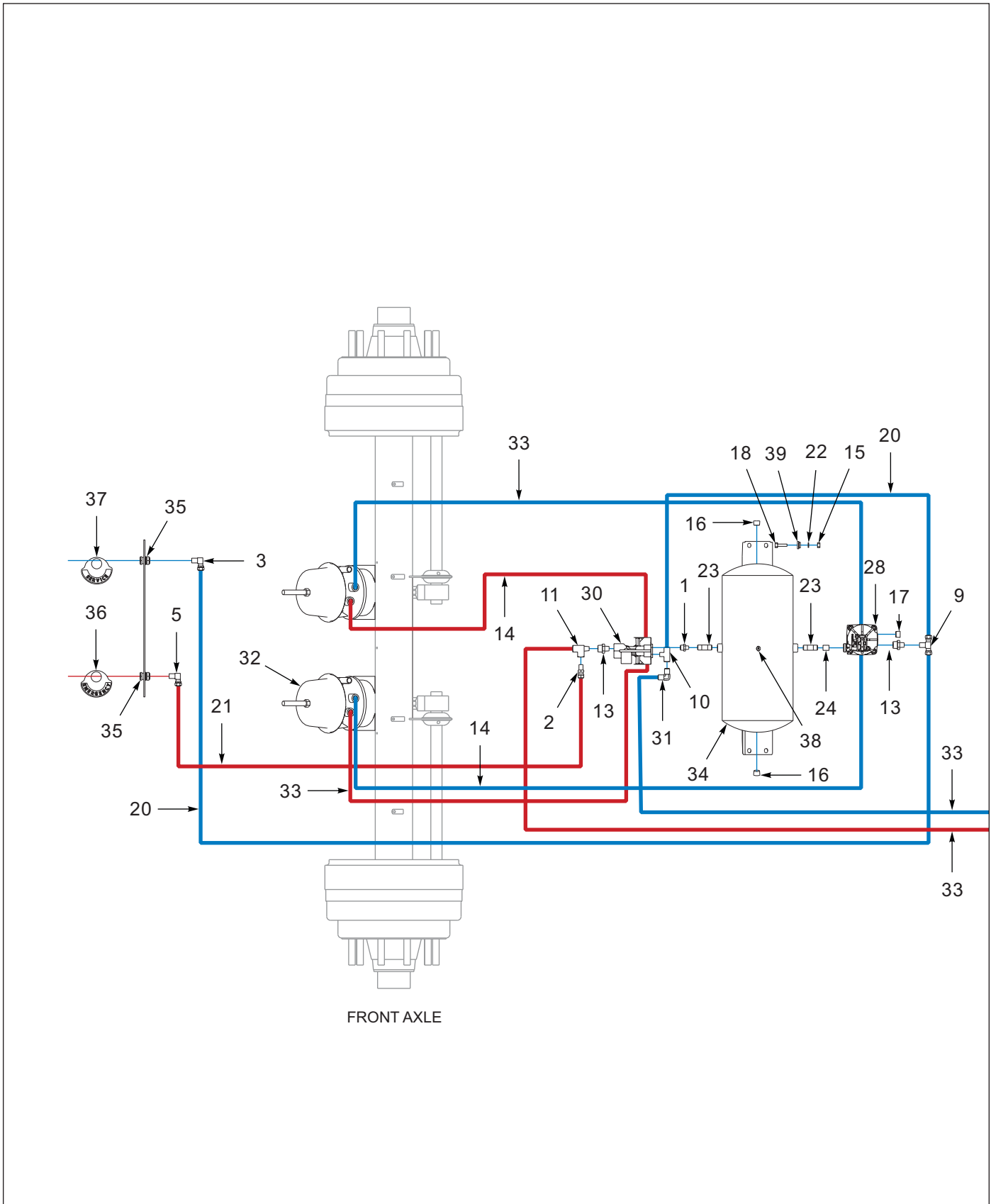


Figure 7-4: Air Brakes (313D-B ONLY) (1 of 2)

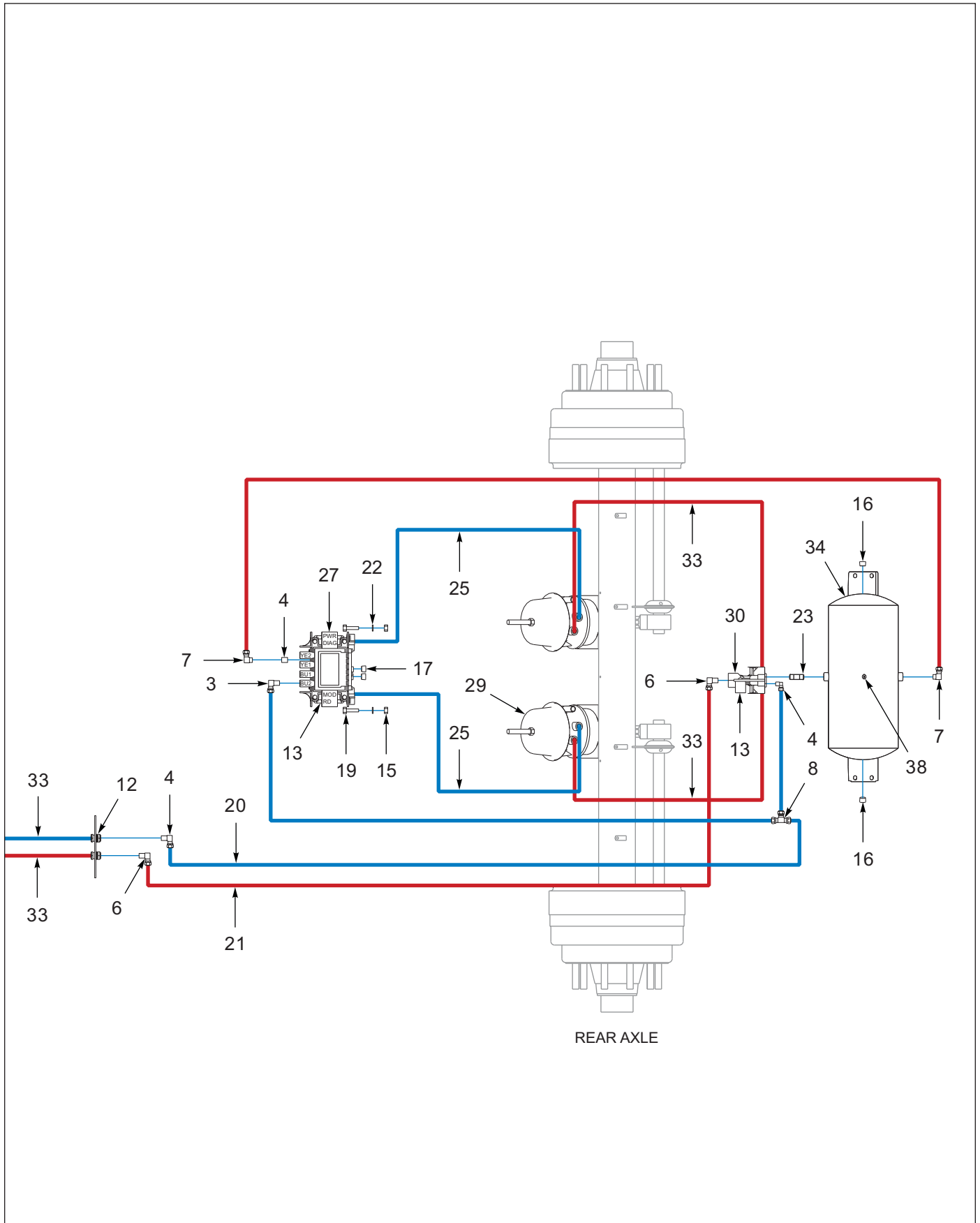


Figure 7-5: Air Brakes (313D-B ONLY) (2 of 2)

**Air Brakes (313D-B ONLY)**

<b>ITEM</b>	<b>PART NUMBER</b>	<b>DESCRIPTION</b>	<b>QTY.</b>
	108394	BRAKE SYS 313A-D	--
1	1-297-010007-12	FITTING AIR 3/8TUBE X 3/8NPT	1
2	1-297-010007-15	FITTING AIR 1/2 TUBE X 3/8NPT	1
3	1-297-010008-18	FITTING,AIR 90 3/8TUBEX1/4NPT	2
4	1-297-010008-20	FITTING,AIR 90 3/8TUBEX3/8NPT	3
5	1-297-010008-22	FITTING,1/2T-1/4P,AIR 90	1
6	1-297-010008-23	FITTING,AIR 90 1/2TUBEX3/8NPT	2
7	1-297-010008-24	FITTING,AIR 90 1/2TUBEX1/2NPT	2
8	1-297-010010-03	FITTING,AIR, UNION TEE 3/8	1
9	1-297-010015-07	FITTING,AIR,BR TEE 3/8T-3/8P	1
10	1-297-010017-03	FITTING,BRS PIPE M/BR TEE 3/8	1
11	1-297-010018-03	FITTING,3/8 BRASS PIPE,ST TEE	1
12	1-297-010022-03	FITTING,AIR ANCHR CPLG, 3/8NPT	2
13	1-297-010033-03	FITTING,BRASS PLUG HEX 3/8NPT	10
14	1-384-010038024	HOSE ASM AIR 3/8X24,W/3/8 END	2
15	1-512-010005-05	NUT, HEX, SLFLKG GRB 3/8-16	10
16	1-560-010002-04	PLUG, PIPE, 1/2NPT	4
17	1-560-010002-05	PLUG,PIPE, 3/4-14NPTF	2
18	1-654-010051-07	SCREW,HEX CAP,3/8-16UNCX1-1/2	8
19	1-654-010051-08	SCREW,HEX CAP,3/8-16X1-3/4 G5	2
20	1-833-010002	TUBING NYLON 3/8 OD	40
21	1-833-010003	TUBING NYLON 1/2 OD	40
22	1-861-010032-11	WASHER, FLAT 3/8 W ZP/CD	20
23	1/2NIPPLE	NIPPLE ALL THREAD	3
24	3/4X1/2BUSH	BUSHING BLK PIPE	2
25	101003	HOSE ASM AIR 3/8X48,W/3/8 END	2
26	101852	DIAGNOSTIC CABLE W/SWITCH ABS	1
27	114588	ECU/VALVE ASSEMBLY 4S/2M	1
28	121392	ABS RELAY VALVE	1
29	125892	CLAMP, CABLE 3/8 SST	2
30	189248	SPRING BRAKE CONTROL VALVE	2
31	2089-6-6S	ADAPTER 90 3/8MPTX3/8FPT	1
32	3-128-010002	SPG BRAKE DOUBLE DIAPHRAGM	REF
33	3-384-010020	HOSE AIR 3/8X32 .38NPT ENDS	6
34	3-780-010002	TANK AIR 9.5X22.5 .5NPT PORTS	2
35	55B61	FRAME UNION	2
36	55B61-6	TAG EMER LINE VELVAC 035025	1
37	55B61-7	TAG SERVICE LINE VELVC 035026	1
38	757-363	VALVE CABLE PULL DRAIN	2
39	805-2	BUSHINGS, STEP	16



# Tandem Axle Air Brakes (302D)

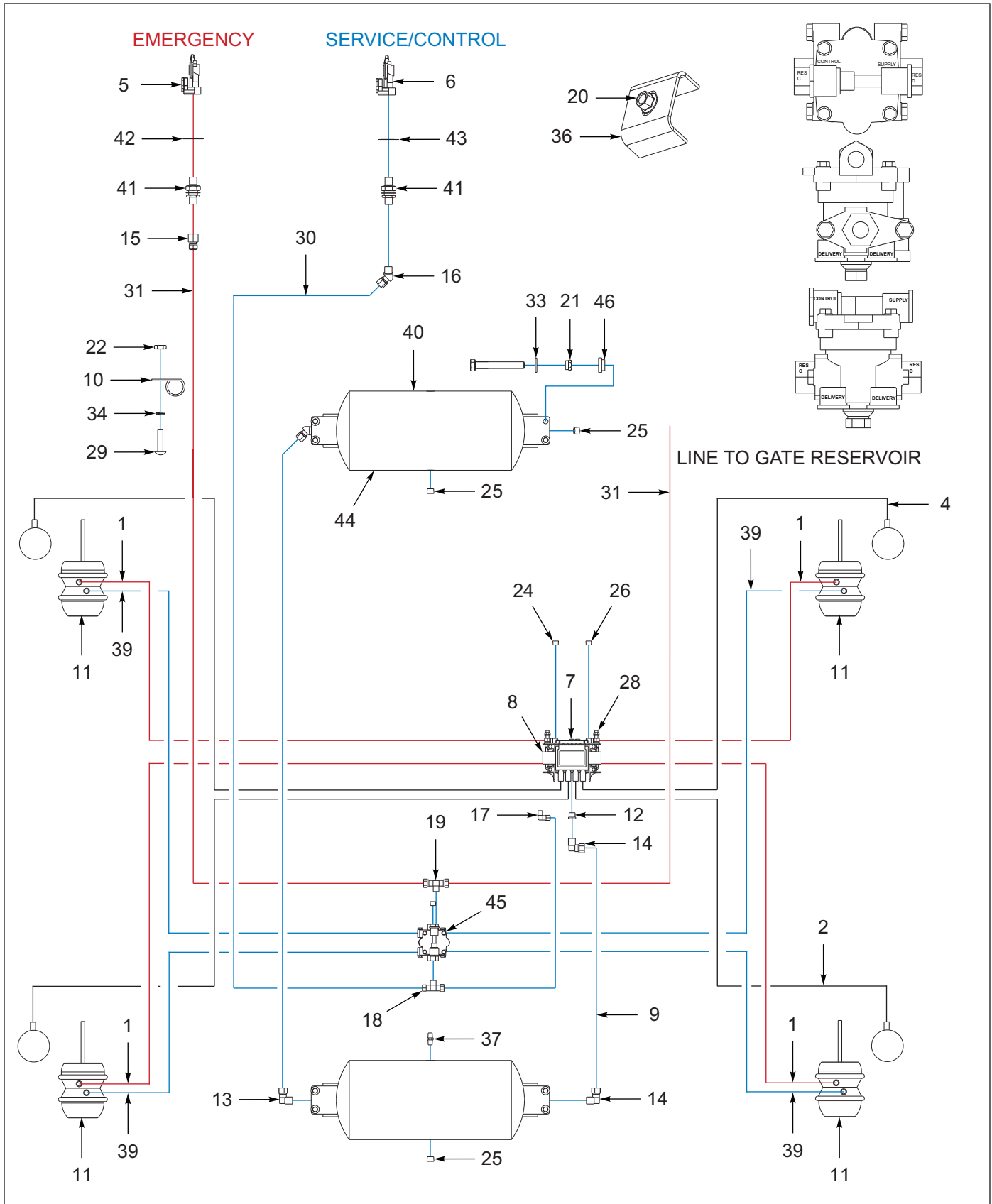


Figure 7-6: Tandem Axle Air Brakes



## Tandem Axle Air Brakes (302D)

ITEM	PART NUMBER	DESCRIPTION	QTY.
	104312	AIR BRAKE SYSTEM 302D	--
1	101003	HOSE ASM AIR 3/8X48,W/3/8 END	4
2	101848	SENSOR EXT. CABLE,1.78M,ABS	2
3	101852	DIAGNOSTIC CABLE W/SWITCH ABS <b>(NOT SHOWN)</b>	1
4	103861	SENSOR EXT CABLE-3M (10FT)	2
5	108801	GLAD HAND-RED-AIR <b>(INCLUDES SEAL 209133)</b>	1
6	108802	GLAD HAND-BLUE-AIR <b>(INCLUDES SEAL 209133)</b>	1
7	114584	ABS KIT WABCO 4S/2M TAB <b>(BEFORE 12/08/2021 - AFTER OBSOLETE USE 114586)</b>	1
8	114588	ECU/VALVE ASSEMBLY 4S/2M	1
9	117304	TUBING NYLON 5/8 <b>(BY THE FOOT)</b>	5
10	125892	CLAMP, CABLE 3/8 SST	2
11	034-057-01	AIR CHAMBER DEXTER TYPE 30	4
12	118-2659-9	BUSHING 1/2NPTX3/4NPT STL	1
13	1-297-010008-24	FITTING,AIR 90 1/2T UBEX1/2NPT	2
14	1-297-010008-26	FITTING AIR 5/8TUBE X1/2NPT90	2
15	1-297-010012-16	FITTING,AIR,FEM CONN1/2T-1/2P	1
16	1-297-010013-11	FITTING,AIR,45 M/ELB3/8T-1/4P	1
17	1-297-010015-06	FITTING,AIR,BR TEE 3/8T-1/4P	1
18	1-297-010015-07	FITTING,AIR,BR TEE 3/8T-3/8P	1
19	1-297-010015-10	FITTING,AIR,BR TEE 1/2T-3/8P	1
20	1-510-010001	NUT, 3/8-16 UNC FLANGE LOCK	5
21	1-512-010005-05	NUT, HEX, SLFLKG GRB 3/8-16	8
22	1-512-010007-03	NUT, HEX 10-24 GR2 ZP	2
23	1-512-010007-05	NUT, HEX 1/4-20 GR2 ZP <b>(NOT SHOWN)</b>	2
24	1-560-010002-03	PLUG, PIPE, 3/8NPTF	3
25	1-560-010002-04	PLUG, PIPE, 1/2NPT	4
26	1-560-010002-05	PLUG,PIPE, 3/4-14NPTF	1
27	1-654-010047-06	SCREW,HX CP 1/4-20UNCX1 GR5 <b>(NOT SHOWN)</b>	2
28	1-654-010051-08	SCREW,HEX CAP,3/8-16X1-3/4 G	10
29	1-656-010003051	SCREW,RH HD MACH 10-24X3/4	2
30	1-833-010002	TUBING NYLON 3/8 OD <b>(BY THE FOOT)</b>	58
31	1-833-010003	TUBING NYLON 1/2 OD <b>(BY THE FOOT)</b>	50
32	1-861-010032-07	WASHER,FLAT 1/4 ZP <b>(NOT SHOWN)</b>	2
33	1-861-010032-11	WASHER, FLAT 3/8 W ZP/CD	18
34	1-861-010034-07	WASHER,LKG,HLCL SPR, NO 10	2
35	1-861-010034-09	WASHER, LKG HLCL SPR, 1/4 <b>(NOT SHOWN)</b>	2
36	2-181-010001	HOSE CLAMP	3
37	2083-8-8S	NIPPLE 1/2NPTX1/2NPT	1
38	3-201-010002	CONDUIT 3/8 PLASTIC FLEX <b>(NOT SHOWN) (BY THE FOOT)</b>	20
39	3-384-010020	HOSE AIR 3/8X32 .38NPT ENDS	4
40	3-780-010002	TANK AIR 9.5X22.5 .5NPT PORTS	2
41	55B61	FRAME UNION	2
42	55B61-6	TAG EMER LINE VELVAC 035025	1
43	55B61-7	TAG SERVICE LINE VELVC 035026	1
44	757-363	VALVE CABLE PULL DRAIN	2
45	758-181	VALVE TASK 4 PORT <b>(BEFORE 10/29/2020)</b>	1
45	189248	SPRING BRAKE CONTROL VALVE <b>(AFTER 10/29/2020)</b>	1
46	805-2	BUSHINGS, STEP	16

# Triple Axle Air Brakes (305D)

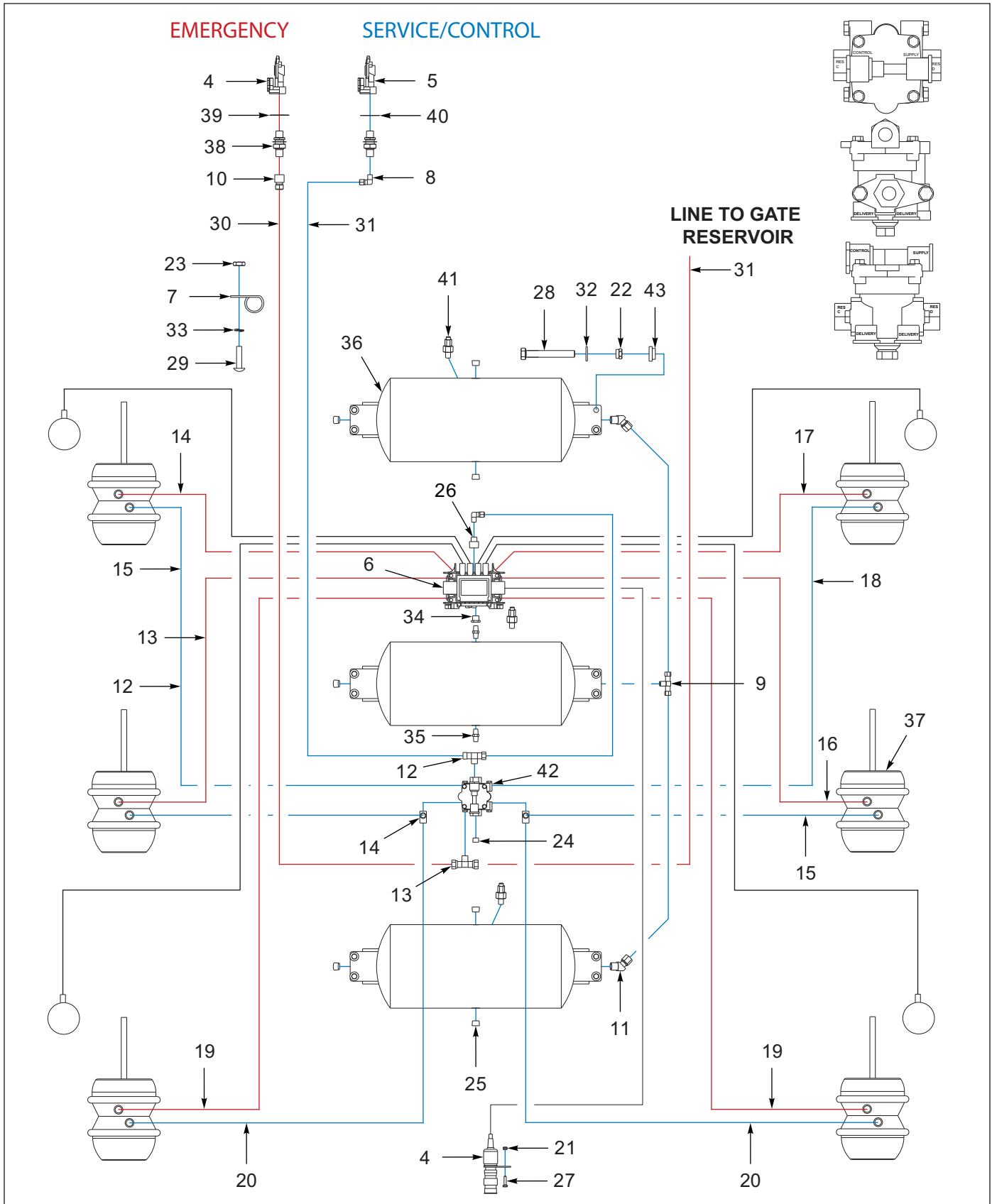


Figure 7-7: Triple Axle Air Brakes

## Triple Axle Air Brakes (305D)

ITEM	PART NUMBER	DESCRIPTION	QTY.
	131649	AIR BRAKE SYSTEM 305D	--
1	101848	SENSOR EXT. CABLE,1.78M,ABS <b>(NOT SHOWN)</b>	REF
2	101852	DIAGNOSTIC CABLE W/SWITCH ABS <b>(NOT SHOWN)</b>	REF
3	103861	SENSOR EXT CABLE-3M (10FT) <b>(NOT SHOWN)</b>	REF
4	108801	GLAD HAND-RED-AIR <b>(INCLUDES SEAL 209133)</b>	1
5	108802	GLAD HAND-BLUE-AIR <b>(INCLUDES SEAL 209133)</b>	1
6	114588	ECU/VALVE ASSEMBLY 4S/2M	1
7	125892	CLAMP, CABLE 3/8 SST	3
8	1-297-010008-18	FITTING,AIR 90 3/8TUBEX1/4NPT	2
9	1-297-010015-11	FITTING,AIR,BR TEE 1/2T-1/2P	1
10	1-297-010012-16	FITTING,AIR,FEM CONN1/2T-1/2P	1
11	1-297-010013-16	FITTING,AIR 1/2X1/2 45 M/ELB	2
12	1-297-010015-07	FITTING,AIR,BR TEE 3/8T-3/8P	1
13	1-297-010015-10	FITTING,AIR,BR TEE 1/2T-3/8P	1
14	1-297-010018-03	FITTING,3/8 BRASS PIPE,ST TEE	2
15	1-384-010038018	HOSE ASM AIR 3/8X18,W/3/8 END	2
16	1-384-010038030	HOSE ASM AIR 3/8X30,W/3/8 END	2
17	1-384-010038038	HOSE ASM AIR 3/8X38,W/3/8 END	2
18	1-384-010038060	HOSE ASM AIR 3/8X60,W/3/8 END	2
19	1-384-010038084	HOSE ASM AIR 3/8X84,W/3/8 END	2
20	1-384-010038-2	HOSE ASM AIR 3/8X66,W/3/8 END	2
21	1-512-010005-01	NUT, 3/8-16 UNC FLANGE LOCK	2
22	1-512-010005-05	NUT, HEX, SLFLKG GRB 3/8-16	12
23	1-512-010007-03	NUT, HEX 10-24 GR2 ZP	3
24	1-560-010002-03	PLUG, PIPE, 3/8NPTF	1
25	1-560-010002-04	PLUG, PIPE, 1/2NPT	7
26	1-560-010002-05	PLUG,PIPE, 3/4-14NPTF	1
27	1-654-010047-06	SCREW,HX CP 1/4-20UNCX1 GR5	2
28	1-654-010051-08	SCREW,HEX CAP,3/8-16X1-3/4 G	12
29	1-656-010003051	SCREW,RH HD MACH 10-24X3/4	3
30	1-833-010002	TUBING NYLON 3/8 OD	50'
31	1-833-010003	TUBING NYLON 1/2 OD	58'
32	1-861-010032-11	WASHER, FLAT 3/8 W ZP/CD	24
33	1-861-010034-07	WASHER,LKG,HLCL SPR, NO 10	3
34	118-2659-9	BUSHING 1/2NPTX3/4NPT STL	1
35	2083-8-8S	NIPPLE 1/2NPTX1/2NPT	2
36	3-780-010002	TANK AIR 9.5X22.5 .5NPT PORTS	3
37	034-057-01	AIR CHAMBER DEXTER TYPE 30	REF
38	55B61	FRAME UNION	2
39	55B61-6	TAG EMER LINE VELVAC 035025	1
40	55B61-7	TAG SERVICE LINE VELVC 035026	1
41	757-363	VALVE CABLE PULL DRAIN	3
42	758-181	VALVE TASK 4 PORT	1
43	805-2	BUSHINGS, STEP	24

# Grease System

## Tandem Axle Grease System

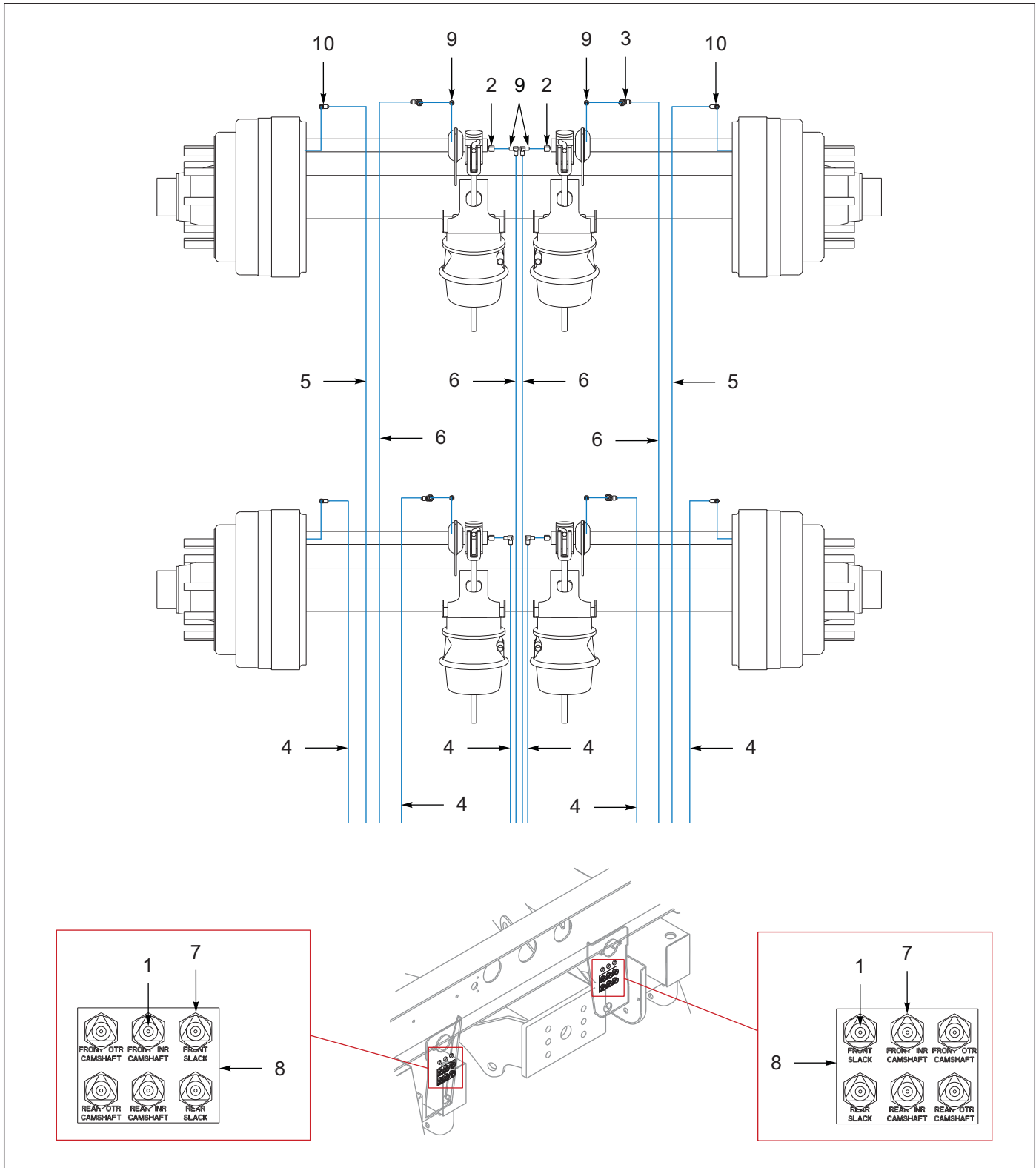


Figure 8-1: Tandem Axle Grease System

---

## Tandem Axle Grease System

---

ITEM	PART NUMBER	DESCRIPTION	QTY.
	147240	GREASE SYSTEM 302D	- -
1	1-298-010001-1	ZERK FITTING 1/4 SAE	12
2	101528	ELBOW,BRASS PIPE STREET	4
3	138155	ADAPTER 90 #4 JIC	4
4	142442	HOSE ASSY,GREASE 1/4X60	6
5	142445	HOSE ASSY,GREASE 1/4X102	2
6	142446	HOSE ASSY,GREASE 1/4X118	4
7	142545	NUT 7/16 FOR BULKHEAD	12
8	142553	DECAL, GREASE TRL U/C	2
9	161797	ADAPTER STR 5-16-18 #4JIC	4
10	2024-2-4S	ADAPTER, ELBOW	8

# Triple Axle Grease System

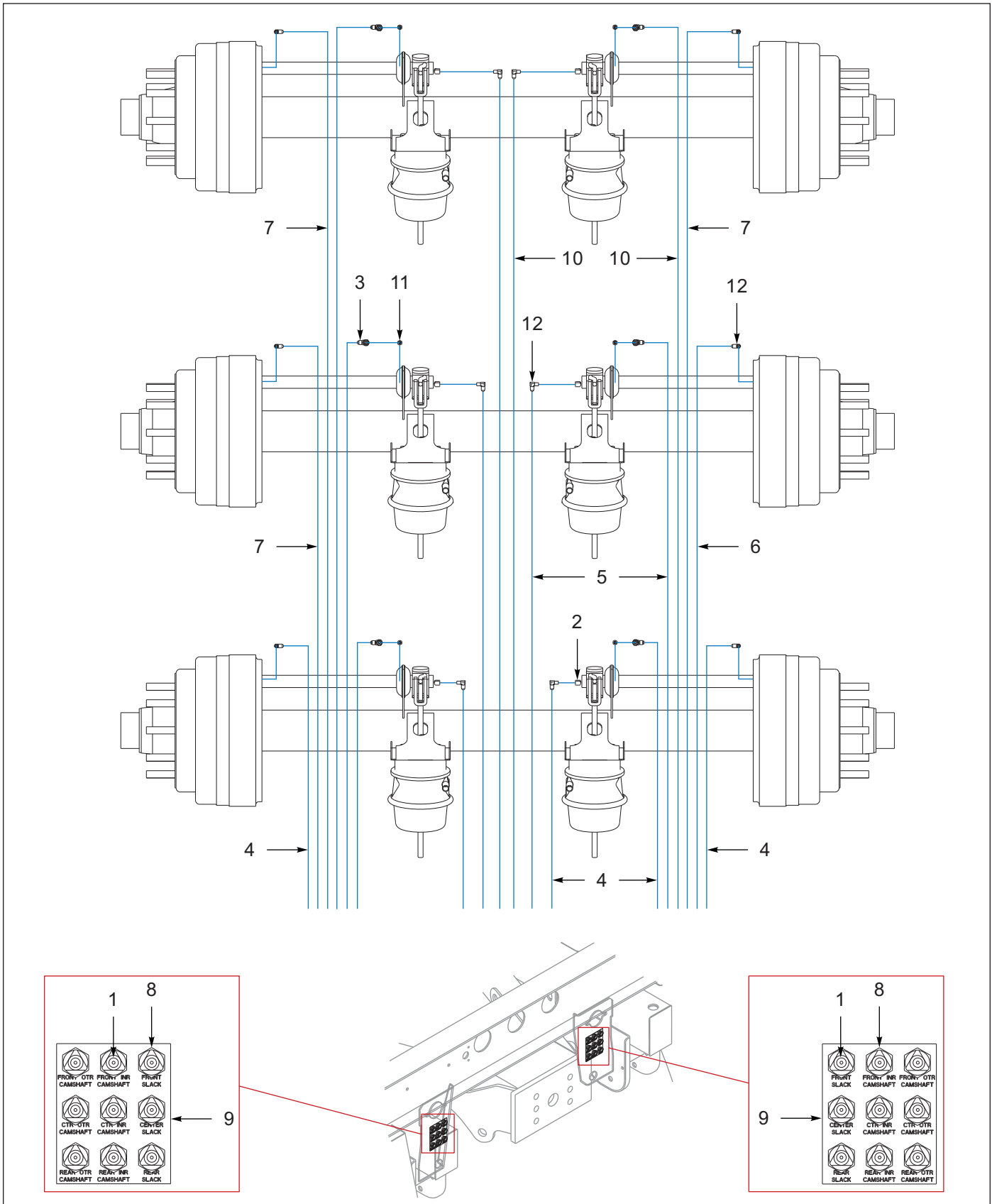


Figure 8-2: Triple Axle Grease System

---

## Triple Axle Grease System

---

ITEM	PART NUMBER	DESCRIPTION	QTY.
	147241	GREASE SYSTEM 305D	--
1	1-298-010001-1	ZERK FITTING 1/4 SAE	18
2	101528	ELBOW,BRASS PIPE STREET	6
3	138155	ADAPTER 90 #4 JIC	6
4	142442	HOSE ASSY,GREASE 1/4X60	6
5	142445	HOSE ASSY,GREASE 1/4X102	4
6	142446	HOSE ASSY,GREASE 1/4X118	2
7	142451	HOSE ASSY,GREASE 1/4X156	2
8	142545	NUT 7/16 FOR BULKHEAD	18
9	142553	DECAL, GREASE TRL U/C	2
10	144614	HOSE ASSY GREASE 1/4X172	4
11	161797	ADAPTER STR 5-16-18 #4JIC	6
12	2024-2-4S	ADAPTER, ELBOW	12

# Options

## 302D/305D Versa Valve Air Diagram

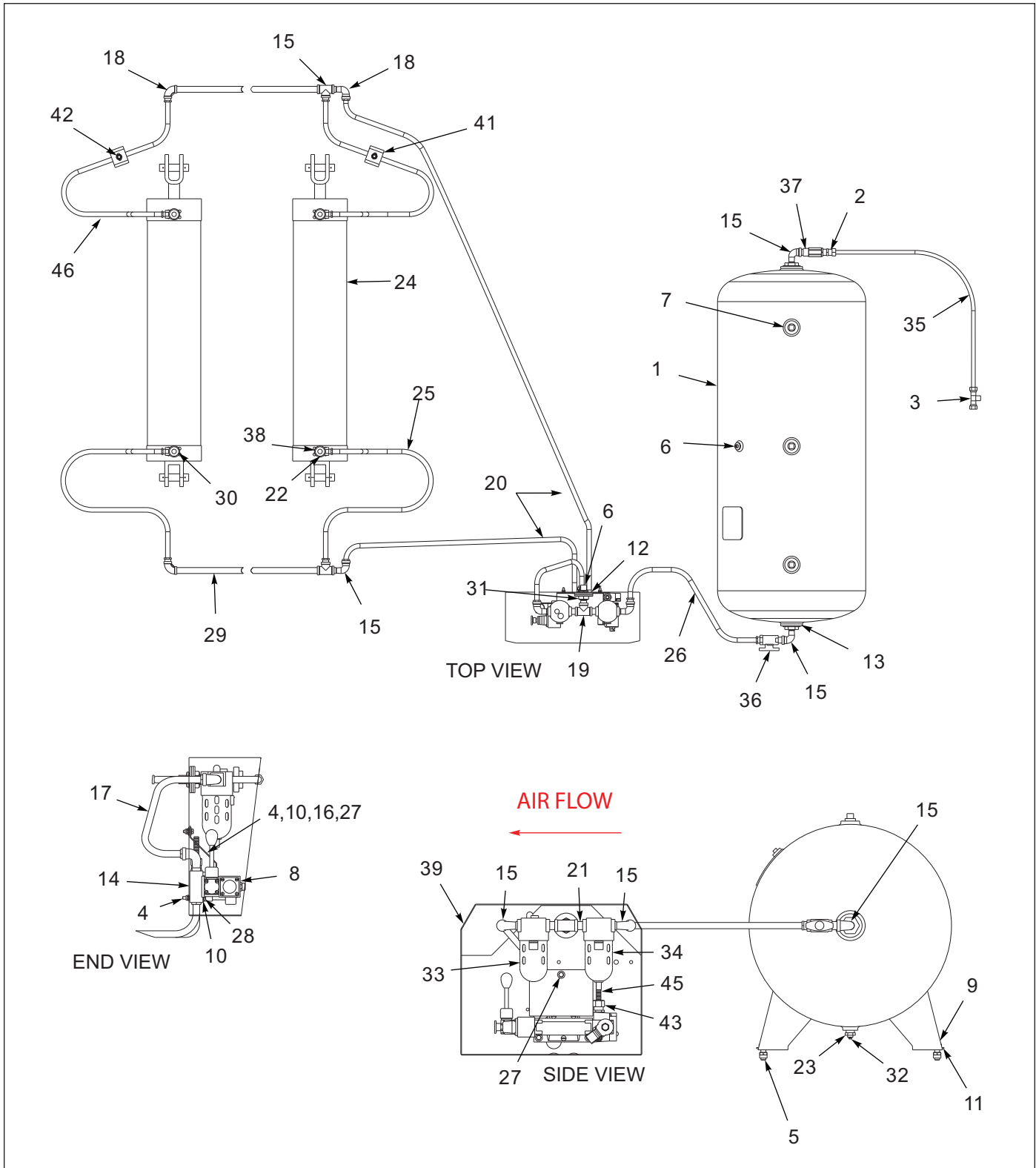


Figure 9-1: 302D/305D Versa Valve Air Diagram



## 302D/305D Versa Valve Air Diagram

ITEM	PART NUMBER	DESCRIPTION	QTY.
	108514	AIR SYS 302D/305D VERSA VALVE	--
1	132047	RESERVOIR AIR TANK, 60GAL	1
2	1-297-010007-15	FITTING AIR 1/2 TUBE X 3/8NPT	1
3	1-297-010015-10	FITTING,AIR,BR TEE 1/2T-3/8P	REF
4	1-512-010005-01	NUT,HEX,SLFLKG GRB 1/4-20	3
5	1-512-010005-09	NUT,HEX,SLFLKG, 1/2-13 GRB	4
6	1-560-010002-02	PLUG, PIPE, 1/4NPT	2
7	1-560-010002-05	PLUG,PIPE, 3/4-14NPTF	3
8	108529	FOUR-WAYVLV#VGK-4533-20B-DO12	1
9	1-654-010055-02	SCREW 1/2-13UNCX1-1/4 CP GR5	4
10	1-861-010032-07	WASHER,FLAT 1/4 ZP	4
11	1-861-010032-15	WASHER, FLAT 1/2 W ZP/CD	4
12	1-861-010032-25	WASHER FL 1IN WIDE ZP	3
13	104-0415	BUSHING HEX HD 2X1/2NPT GALV	2
14	108530	SUBPLATE&J-BOX#M-450-APN-20M	1
15	110-0957	ELBOW 90ST 1/2NPT GALV	7
16	110293	SHEET,AIR RELEASE DEFLECTOR	1
17	1-384-010041030	HOSE AIR 1/2X30 W/.50 NPT END	1
18	110-5175	ELBOW 90 1/2NPT GALV	2
19	110-5184	TEE 1/2NPT GALV	3
20	1-384-010041036	HOSE AIR 1/2X36 W/.50 NPT END	2
21	110-6070	NIPPLE CLOSE 1/2NPT GALV	3
22	1/2X3/8BUSH	BUSHING 1/2X3/8 BLACK IRON	4
23	2081-8-4S	RDCR 5 EXT PIPE-.25 INT PIPE	1
24	3-242-010109	CYLINDER AIR 7X30 PRINCE <b>(SEE PAGE 7-5)</b>	2
25	3-384-010007	HOSE AIR 1/2X48 .38-.5NPT	2
26	1-384-010041-2	HOSE AIR 1/2X104 (1/2ENDS)	1
27	1-654-010047-04	SCREW,HEX CAP,1/4-20X3/4 GR5	1
28	1-654-010047-10	SCREW,HX CP,1/4-20UNC X2 GR5	2
29	3-561-010014	PIPE THREADED ENDS 1/2X132	2
30	3/8NIPPLE	ALL THREAD NIPPLE	4
31	55B61	FRAME UNION	1
32	56D4	COCK,DRAIN AIR TANK VEL036019	1
33	758-012	LUBRICATOR AIR	1
34	758-013	FILTER AIR	1
35	1-833-010003	TUBING NYLON 1/2 OD	6
36	758-015	VALVE 1/2 IN AIR BALL	1
37	758-183	VALVE AIR PRES. PROT.W/CHECK	1
38	758-185	VALVE QUICK EXHAUST 3/8	4
39	S-051-027	BOX WLDMT VALVE	REF
40	751-141	CHAIN STEEL 1/2X72IN ZP <b>(NOT SHOWN)</b>	2
41	1-510-010001	NUT, 3/8-16 UNC FLANGE LOCK	4
42	2-181-010001	HOSE CLAMP	4
43	106-0079	CONNECTOR 1/2 CORD T&B#2522	2
44	3-156-010008	CABLE 14-2 SO TWO CONDUCTOR <b>(NOT SHOWN)</b>	REF
45	3-201-010002	CONDUIT 3/8 PLASTIC FLEX	1
46	3-384-010010	HOSE AIR 1/2X84 .38-.5NPT	2

# ABS W/ROLLOVER STABILITY

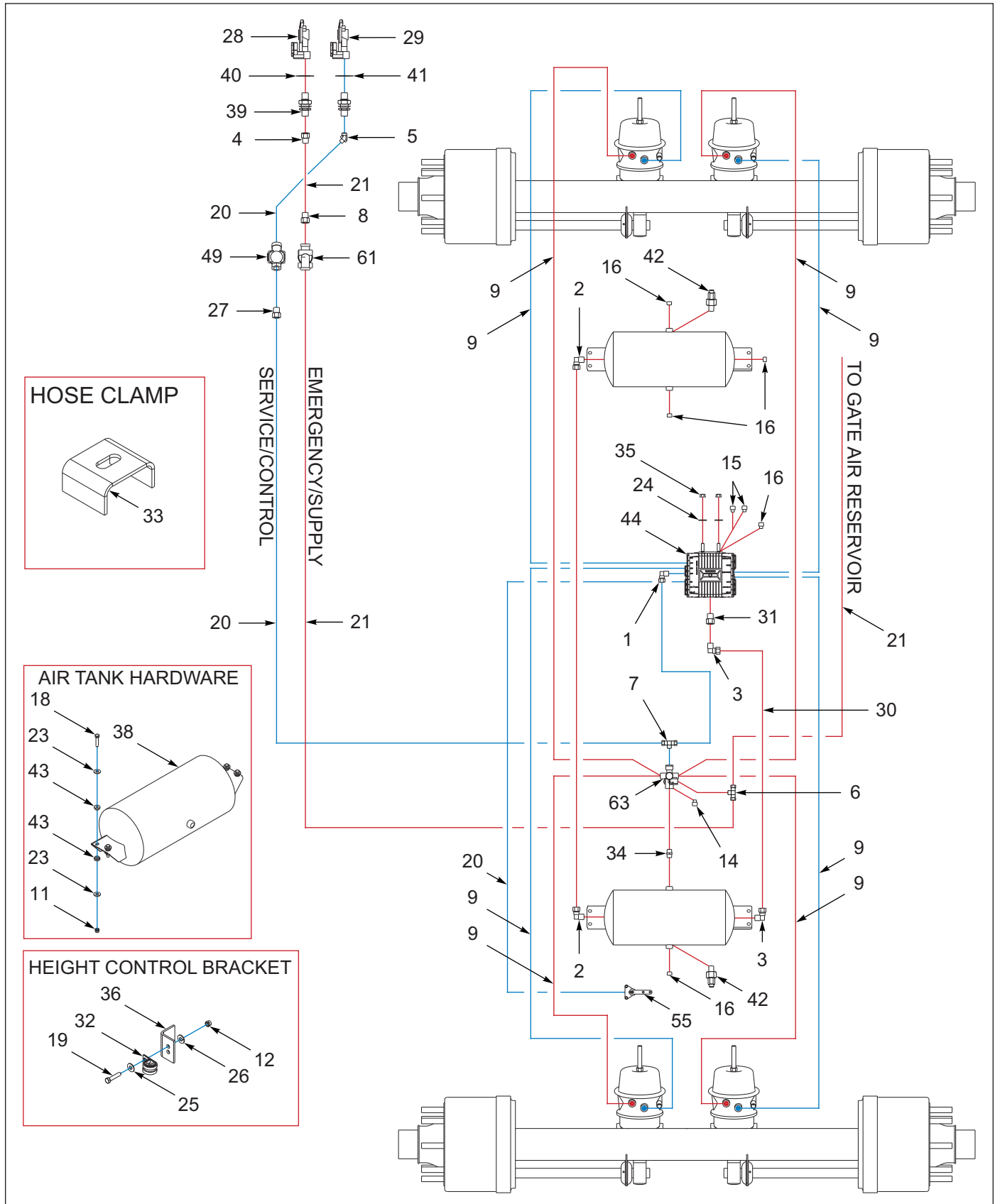


Figure 9-2: ABS W/Rollover Stability (1 of 2)

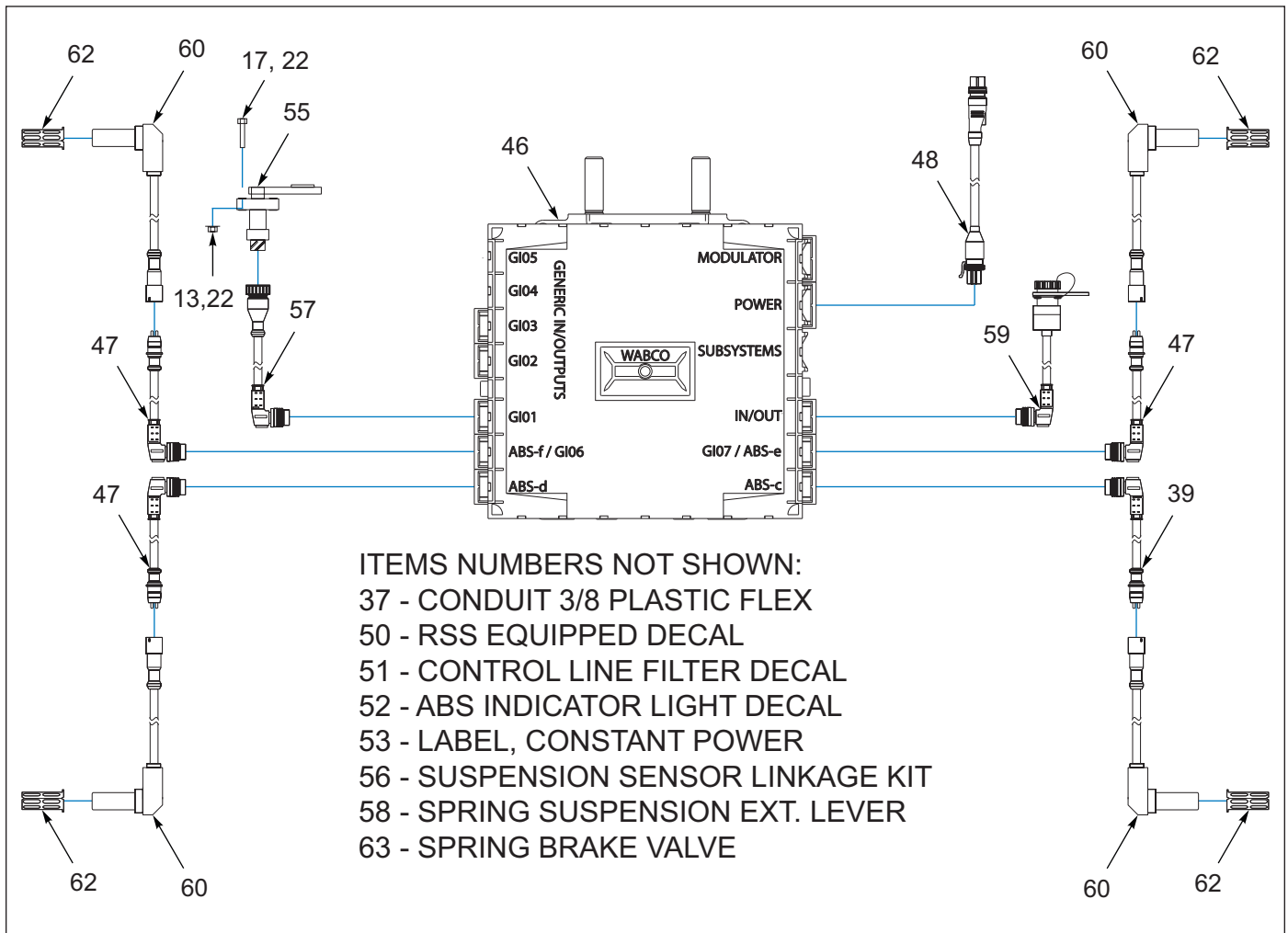


Figure 9-3: ABS W/ Rollover Stability (2 of 2)

## ABS W/ROLLOVER STABILITY

ITEM	PART NUMBER	DESCRIPTION	QTY
	226711	BRAKE SYSTEM 302D ABS W/ RSS+	--
1	1-297-010007-12	FITTING AIR 3/8TUBE X 3/8NPT	1
2	1-297-010008-24	FITTING,AIR 90 1/2TUBEX1/2NPT	2
3	1-297-010008-26	FITTING AIR 5/8TUBE X1/2NPT90	2
4	1-297-010012-16	FITTING,AIR,FEM CONN1/2T-1/2P	1
5	1-297-010013-11	FITTING,AIR,45 M/ELB3/8T-1/4P	1
6	1-297-010015-07	FITTING,AIR,BR TEE 3/8T-3/8P	1
7	1-297-010015-10	FITTING,AIR,BR TEE 1/2T-3/8P	1
8	1-297-010019-05	FITTING,BRS PIPE,HX 3/8X1/4	1
9	1-384-010038038	HOSE ASM AIR 3/8X38,W/3/8 END	8
10	1-510-010001	NUT, 3/8-16 UNC FLG LOCK GR G	2
11	1-512-010005-05	NUT, HEX, SLFLKG GRB 3/8-16	8
12	1-512-010007-03	NUT, HEX 10-24 GR2 ZP	2
13	1-512-010007-05	NUT, HEX 1/4-20 GR2 ZP	2
14	1-560-010002-03	PLUG, PIPE, 3/8NPTF	1
15	1-560-010002-04	PLUG, PIPE, 1/2NPT	4

## ABS W/ROLLOVER STABILITY

ITEM	PART NUMBER	DESCRIPTION	QTY
16	1-560-010002-05	PLUG,PIPE, 3/4-14NPTF	5
17	1-654-010047-06	SCREW,HX CP 1/4-20UNCX1 GR5	2
18	1-654-010051-08	SCREW,HEX CAP,3/8-16X1-3/4 G5	10
19	1-656-010003051	SCREW,RH HD MACH 10-24X3/4	2
20	1-833-010002	TUBING NYLON 3/8 OD <b>(BY THE FOOT)</b>	58
21	1-833-010003	TUBING NYLON 1/2 OD <b>(BY THE FOOT)</b>	50
22	1-861-010032-07	WASHER,FLAT 1/4 ZP	2
23	1-861-010032-11	WASHER, FLAT 3/8 W ZP/CD	16
24	1-861-010032-15	WASHER, FLAT 1/2 W ZP/CD	2
25	1-861-010034-07	WASHER,LKG,HLCL SPR, NO 10	2
26	1-861-010034-09	WASHER, LKG HLCL SPR, 1/4	2
27	1/2X3/8BUSH	BUSHING 1/2X3/8 BLACK IRON	1
28	108801	GLAD HAND-RED-AIR <b>(INCLUDES SEAL 209133)</b>	1
29	108802	GLAD HAND-BLUE-AIR <b>(INCLUDES SEAL 209133)</b>	1
30	117304	TUBING NYLON 5/8 <b>(BY THE FOOT)</b>	5
31	118-2659-9	BUSHING 1/2NPTX3/4NPT STL	1
32	125892	CLAMP, CABLE 3/8 SST	2
33	2-181-010001	HOSE CLAMP	3
34	2083-8-8S	NIPPLE 1/2NPTX1/2NPT	1
35	223247	NUT, 1/2-13 UNC FLG LOCK GR G	2
36	3-125-010564	BRACKET,HEIGHT CONTROL AXLE	1
37	3-201-010002	CONDUIT 3/8 PLASTIC FLEX <b>(BY THE FOOT) (NOT SHOWN)</b>	20
38	3-780-010002	TANK AIR 9.5X22.5 .5NPT PORTS	2
39	55B61	FRAME UNION	2
40	55B61-6	TAG EMER LINE VELVAC 035025	1
41	55B61-7	TAG SERVICE LINE VELVC 035026	1
42	757-363	VALVE CABLE PULL DRAIN	2
43	805-2	BUSHINGS, STEP	16
44	226691	ABS W/RSS+ WABCO 4S/2M SPRG <b>(KIT INCLUDES ITEMS 45-58)</b>	1
45	226699	ABS W/RSS+ BASE KIT <b>(KIT INCLUDES ITEMS 46-53)</b> <b>(INCLUDED WITH ITEM 44)</b>	--
46	226696	ECU/VALVE RSS+ WABCO 4S/2M <b>(INCLUDED WITH ITEM 45)</b>	1
47	226700	RSS+ SENSOR EXT CABLE - 6FT <b>(INCLUDED WITH ITEM 45)</b>	4
48	226701	RSS+ POWER CABLE - 15FT <b>(INCLUDED WITH ITEM 45)</b>	1
49	148921	IN-LINE CONTROL LINE FILTER <b>(INCLUDED WITH ITEM 45) (NOT SHOWN)</b>	1
50	226702	RSS+ DECAL <b>(INCLUDED WITH ITEM 45) (NOT SHOWN)</b>	1
51	226703	RSS+ CONTROL LINE DECAL <b>(INCLUDED WITH ITEM 45) (NOT SHOWN)</b>	1
52	226704	RSS+ ABS INDICATOR LHT DECAL <b>(INCLUDED WITH ITEM 45)</b> <b>(NOT SHOWN)</b>	1
53	148927	LABEL, CONSTANT POWER <b>(INCLUDED WITH ITEM 45) (NOT SHOWN)</b>	1

---

## ABS W/ROLLOVER STABILITY

---

ITEM	PART NUMBER	DESCRIPTION	QTY
54	226710	RSS+ SPRG SUSP DIST SENSOR KIT <b>(KIT INCLUDES ITEMS 55-58)</b> <b>(INCLUDED WITH ITEM 44)</b>	- -
55	226705	RSS+ SPRG SUSP DIST SENSOR <b>(INCLUDED WITH ITEM 54)</b>	1
56	226706	RSS+ SPRG SUSP DIS SNSR LNK KT <b>(INCLUDES ITEM 57)</b> <b>(INCLUDED WITH ITEM 54) (NOT SHOWN)</b>	1
57	226707	RSS+ SPRG SUSP DIS SNSR CBL80 <b>(INCLUDED WITH ITEM 54)</b>	1
58	226708	RSS+ SPRG SUSP EXT LEVER <b>(INCLUDED WITH ITEM 54 AND 57)</b> <b>(NOT SHOWN)</b>	1
59	101852	DIAGNOSTIC CABLE W/SWITCH ABS	1
60	101847	ABS SENSOR CABLE-.4M (1FT)	4
61	148922	IN-LINE SUPPLY LINE FILTER	1
62	153409	SPRING CLIP ABS	4
63	226709	RSS+ SPRING BRAKE VALVE	1

# Air Ride Plumbing

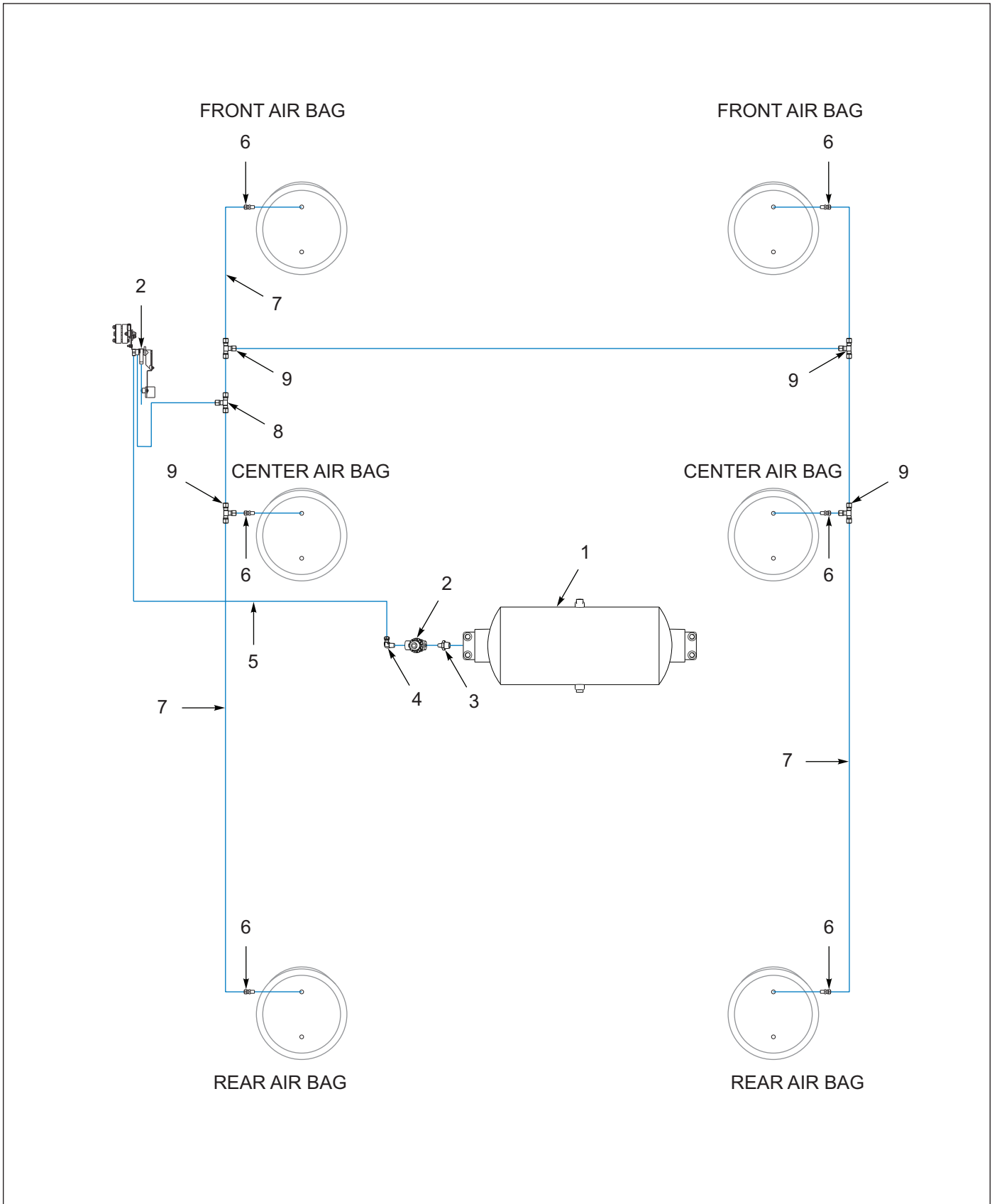


Figure 9-4: Air Ride Plumbing

## Air Ride Plumbing

---

ITEM	PART NUMBER	DESCRIPTION	QTY.
1	102732	AIR CONTROL KIT	1
2	1-297-010007-11	FITTING,AIR,3/8TUBE TO 1/4NPT	6
3	1-297-010008-07	FITTING AIR 90 1/4TUBEX1/4NPT	1
4	1-297-010010-03	FITTING,AIR, UNION TEE 3/8	4
5	1-297-010010-04	FITTING,AIR,UN/TEE3/8X3/8X1/4	1
6	1-833-010001	TUBING NYLON 1/4 OD <b>(MEASURED IN FEET)</b>	10
7	1-833-010002	TUBING NYLON 3/8 OD <b>(MEASURED IN FEET)</b>	20
8	2083-8-4S	NIPPLE HEX 1/2PIPE - 1/4PIPE	1
9	3-780-010002	TANK AIR 9.5X22.5 .5NPT PORTS	1

# Air Ride Suspension

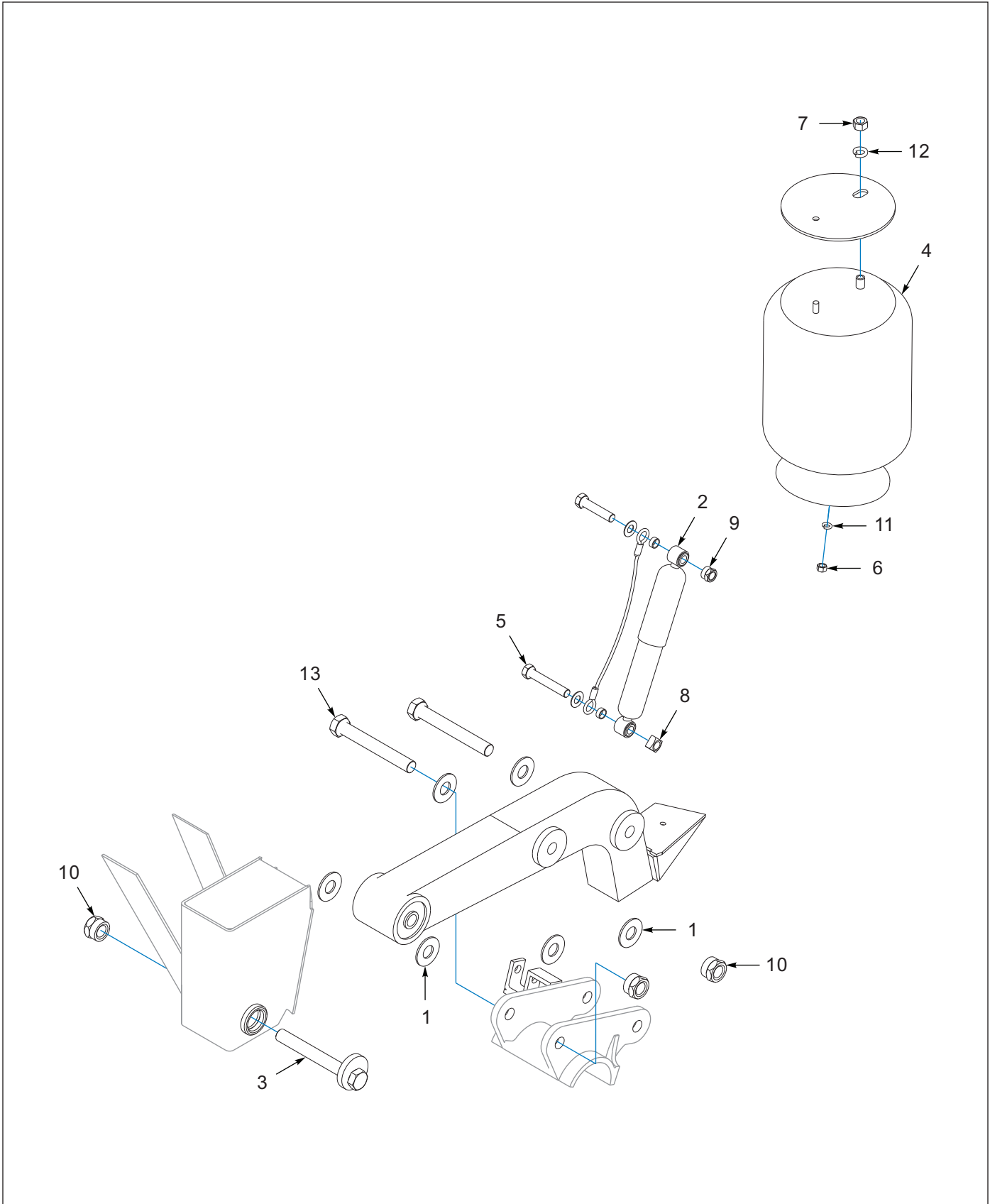


Figure 9-5: Air Ride Suspension



## Air Ride Suspension

ITEM	PART NUMBER	DESCRIPTION	QTY.
	119479	SUSPENSION NEWAY RL-250-17	--
1	111010	WASHER FLAT NEWAY 90036177	4
2	-----	SHOCK ABSORBER	2
3	-----	SCREW, HEX CAP, 1-1/4-7 UNC X 9-1/2, GR8	2
4	228608	AIR SPRING F/ 119482	2
5	-----	3/4-10 x CAP SCREW	2
6	-----	1/2-13 HEX NUT	
7	-----	3/4-16 HEX NUT GR 8	2
8	-----	3/4-10 SQUARE NUT	2
9	1-512-010007-09	NUT, HEX 1/2-13 GR2 ZP	2
10	-----	NUT,HEX,SLFLOKG, 1-1/8-7 UNC,GRB	2
11	-----	WASHER,LKG,HLCL SPR,1/2	2
12	1-512-010005-15	NUT,HEX,SLFLKG GRB 3/4-10	6
13	-----	SCREW, HEX CAP	2

# Neway Lift Axle Suspension

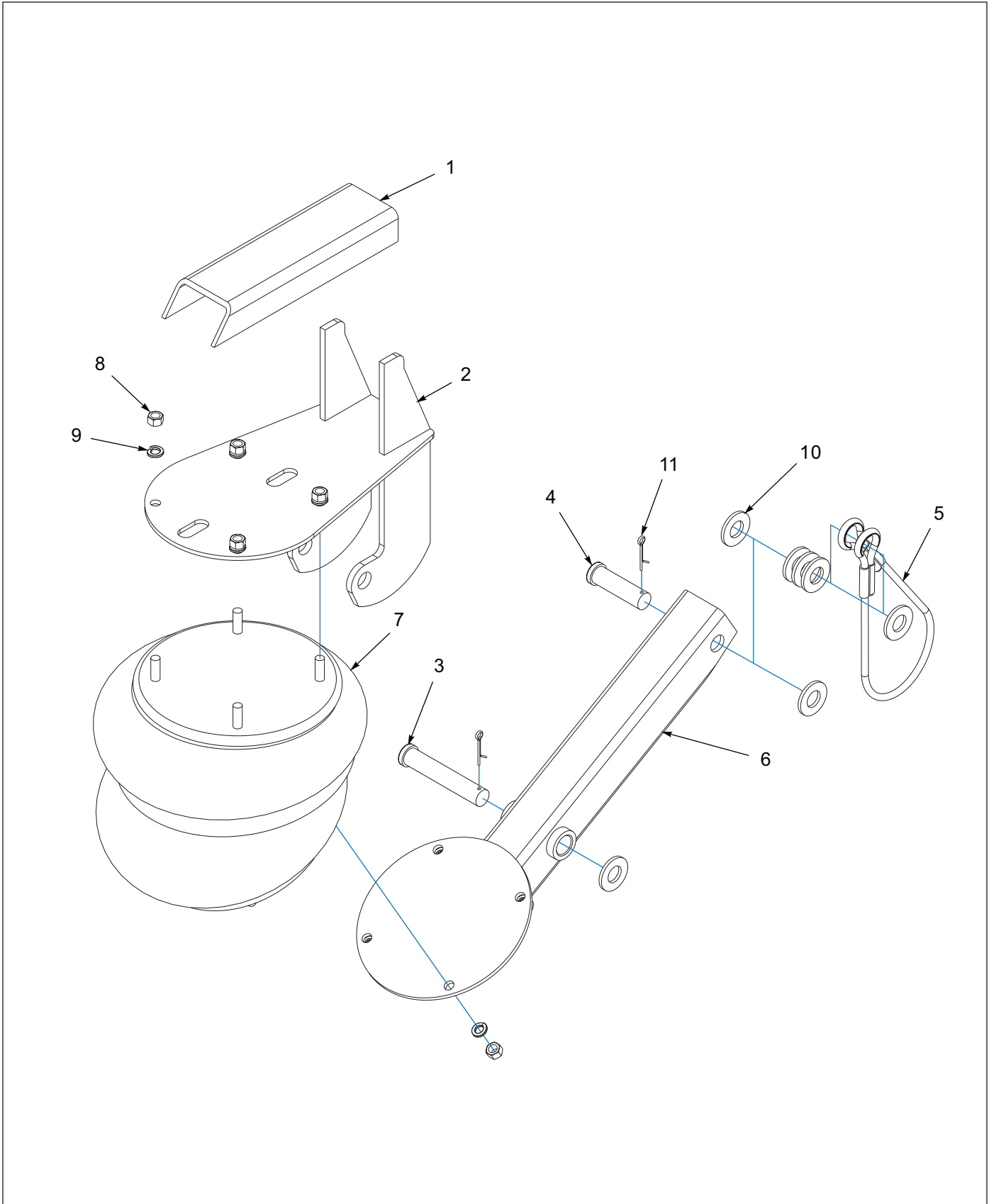


Figure 9-6: Neway Lift Axle Suspension

## Neway Lift Axle Suspension

ITEM	PART NO.	DESCRIPTION	QTY.
	119495	LIFT AXLE NEWAY CBL-17	--
1	-----	CHANNEL	REF
2	-----	LIFT SUPPORT ASSY	REF
3	-----	PIN	REF
4	-----	CLEVIS	REF
5	-----	STRAP	REF
6	-----	EQUALIZING BEAM	REF
7	-----	AIR SPRING ASSY	REF
8	-----	1/2-13 HEX NUT	REF
9	-----	WASHER, LKG, HLCL SPR, 1/2	REF
10	-----	WASHER, FLAT	REF
11	-----	PIN COTTER	REF
12	-----	KIT FASTENER <b>(NOT SHOWN)</b>	REF
13	164092	VALVE REGULATOR ASSEMBLY <b>(NOT SHOWN)</b>	1

Tire Inflation System Electrical (Before 04/07/2020)

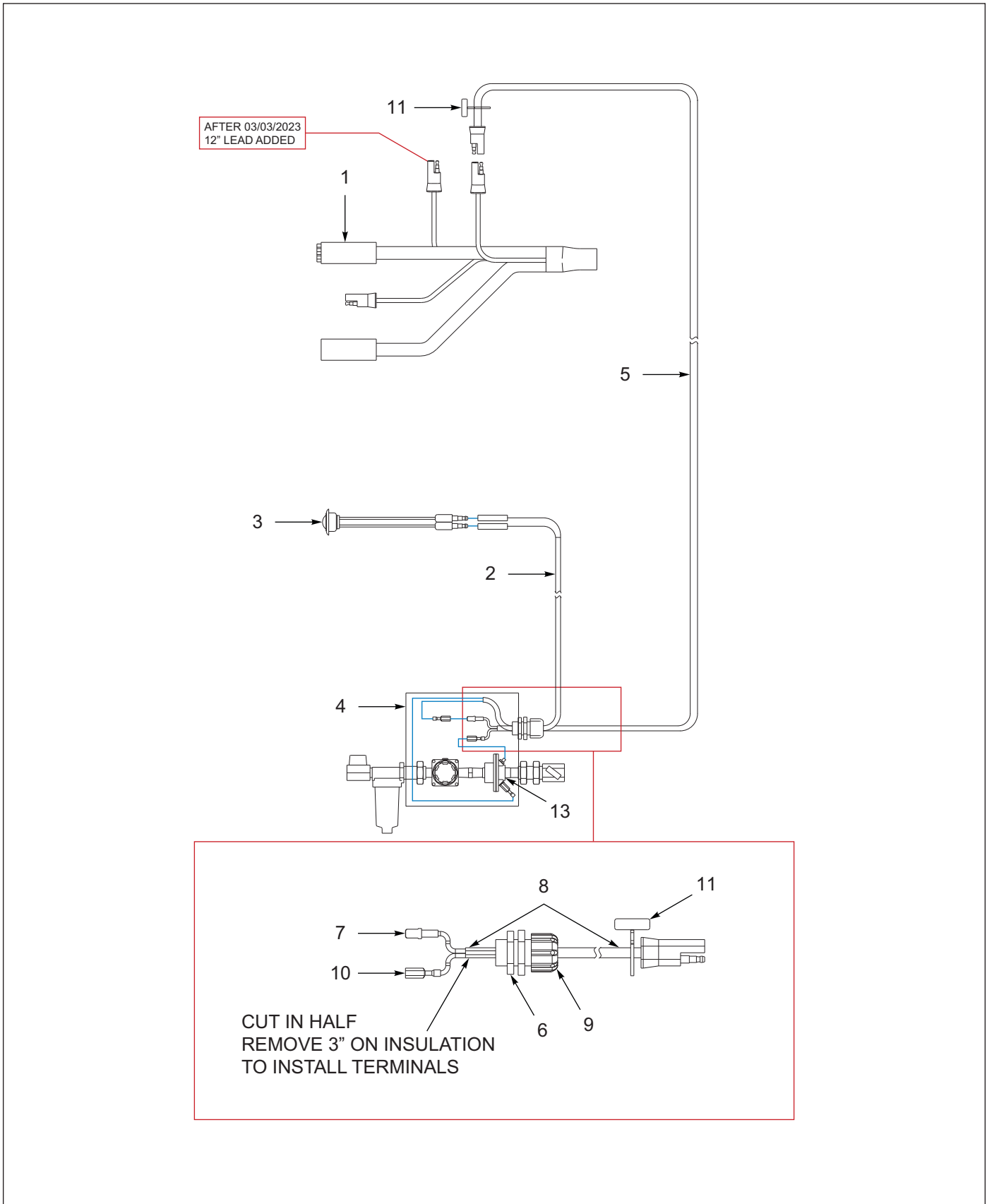


Figure 9-7: Tire Inflation System Electrical (Before 04/07/2020)

---

## Tire Inflation System Electrical (Before 04/07/2020)

---

ITEM	PART NUMBER	DESCRIPTION	QTY.
1	143103	HARNESS ECHAIN GROTE (AFTER 03/03/2023, 12" LEAD ADDED)	1
2	168613	THERMALERT WIRING HARNESS	1
3	183413	LIGHT,WHT LED .75 CL/MK GROTE	1
4	168618	CONTROL BOX ASSEMBLY	1
5	202207	HARNESS MOD, TIS POWER ASSY	1
6	106-0006	NUT 1/2 CONDUIT STL	1
7	108518	TERMINAL,16-14X1/4 MALE PUSH	1
8	150111	HARNESS 300 IN MALE.FEMALE	1
9	20125	STRAIN RELIEF, 1/4TO3/8	1
10	239-3650-1	TERMINAL FEMALE SLIP ON 14AWG	1
11	57081	TY-RAP WITH MARKING TIE	1
12	176473	HARNESS KIT TIRE INFL 400/900 (NOT SHOWN)	--
13	180229	FLOW SENSING SWITCH	1

# Tire Inflation System Electrical (After 04/07/2020)

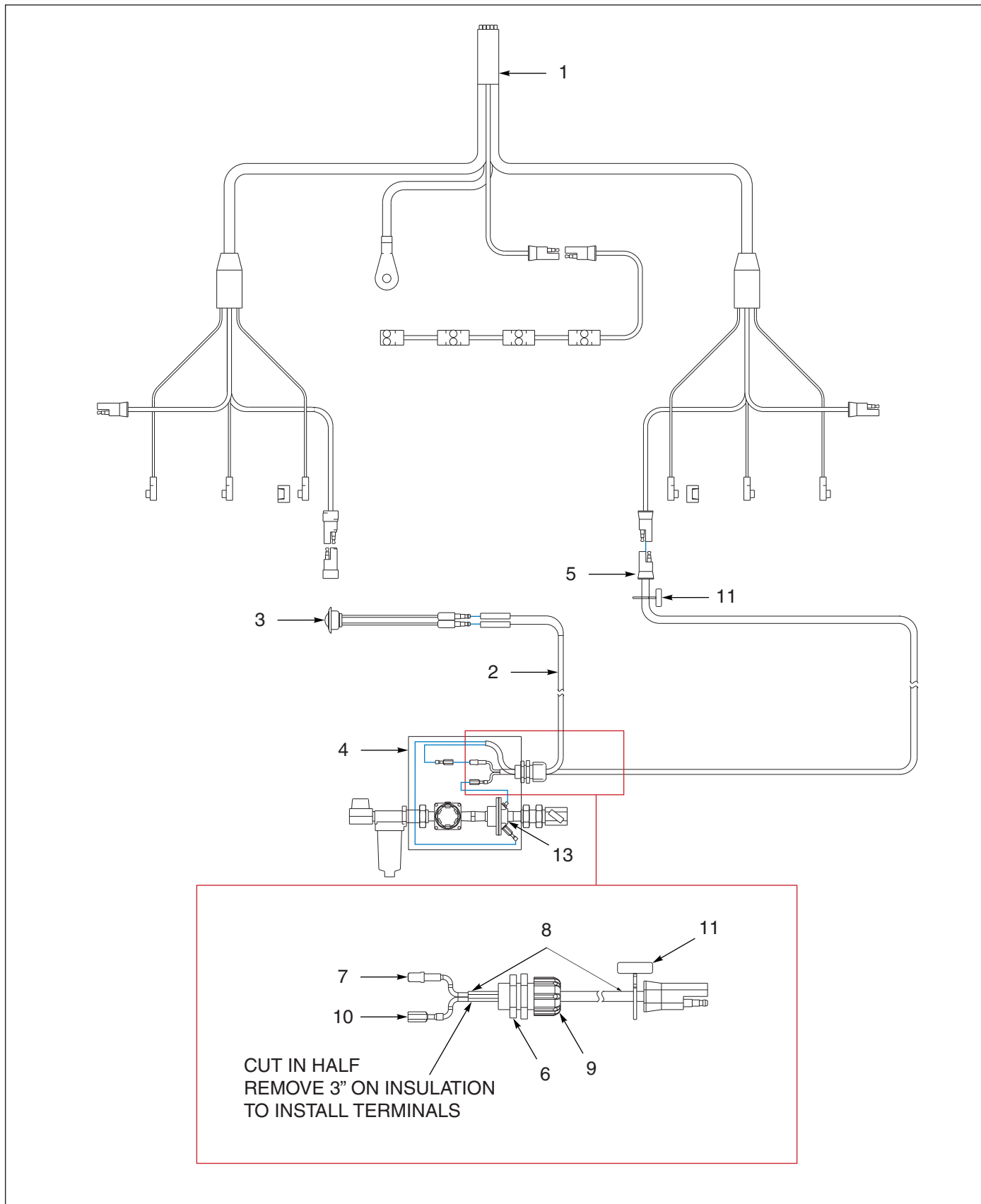


Figure 9-8: Tire Inflation System Electrical (After 04/07/2020)

---

## Tire Inflation System Electrical (After 04/07/2020)

---

ITEM	PART NUMBER	DESCRIPTION	QTY.
1	143104	HARNESS BUMPER GOTE	1
2	168613	THERMALERT WIRING HARNESS	1
3	183413	LIGHT,WHT LED .75 CL/MK GROTE	1
4	168618	CONTROL BOX ASSEMBLY	1
5	202207	HARNESS MOD, TIS POWER ASSY	1
6	106-0006	NUT 1/2 CONDUIT STL	1
7	108518	TERMINAL,16-14X1/4 MALE PUSH	1
8	150111	HARNESS 300 IN MALE.FEMALE	1
9	20125	STRAIN RELIEF, 1/4TO3/8	1
10	239-3650-1	TERMINAL FEMALE SLIP ON 14AWG	1
11	57081	TY-RAP WITH MARKING TIE	1
12	176473	HARNESS KIT TIRE INFL 400/900 <b>(NOT SHOWN)</b>	--
13	180229	FLOW SENSING SWITCH	1

# Cab Control Single Gate

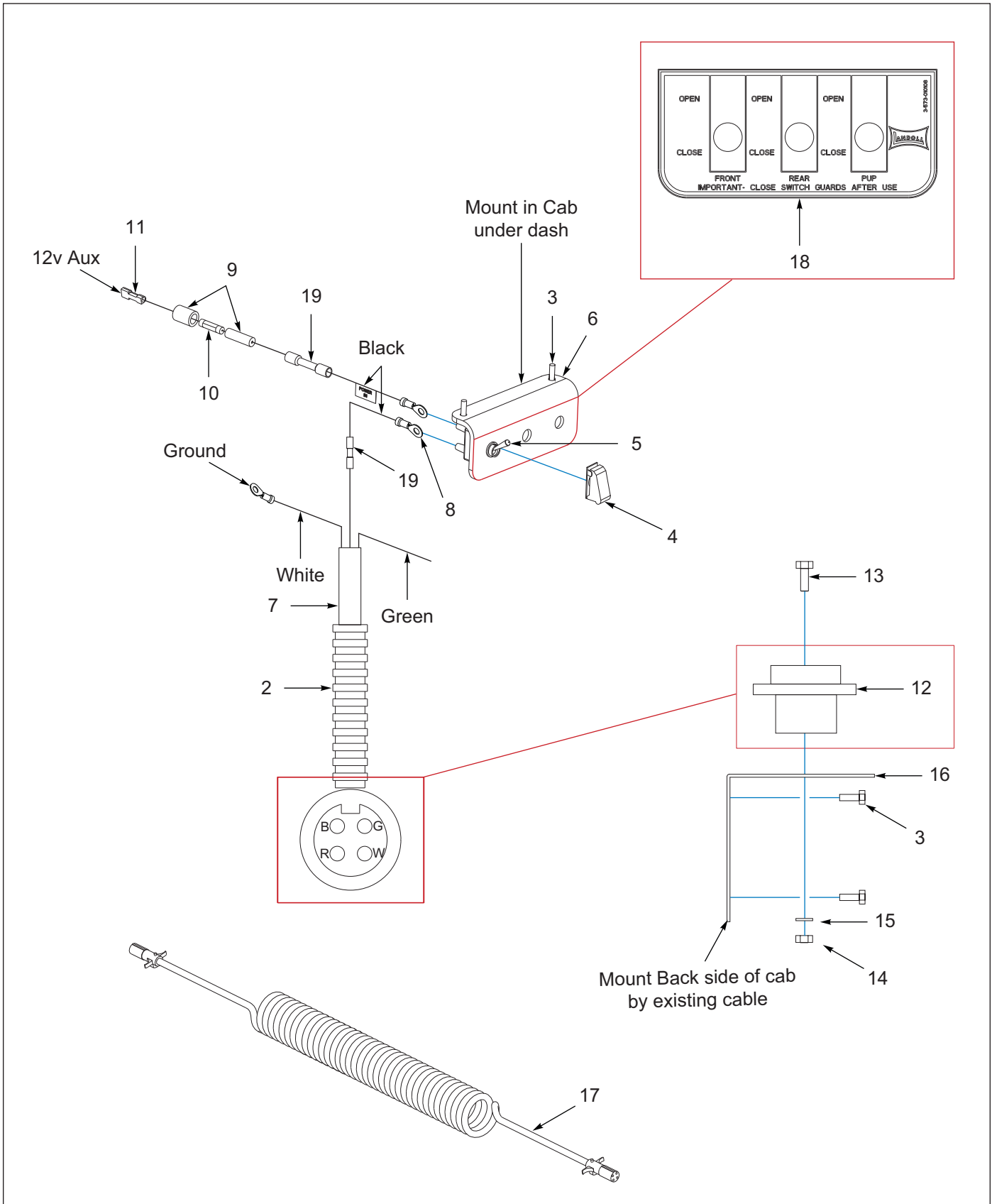


Figure 9-9: Cab Control Single Gate



## Cab Control Single Gate

ITEM	PART NUMBER	DESCRIPTION	QTY.
	105367	CONTROL, CAB GATE, SINGLE	- -
1	1-879-010004	WIRE RED 14 AWG	6.3
2	3-201-010001	CONDUIT 5/16 PLASTIC FLEX	6.3
3	118-7429	SCRW SELFTAP HH 10-16X1/2 TYA	6
4	237-5752-1	GUARD, SWITCH-RED	1
5	150117	SWITCH ASSY LIGHT GROTE	1
6	3-272-010009	LIGHT BAR SWITCH PLATE	1
7	3-156-010007	CABLE 14-3 SO THREE CONDUCTOR	15.75
8	31003	TERMINAL 16-14GAW/#10RING WAY	2
9	3-318-010001	12 VOLT 15 AMP FUSE AGL-15	1
10	3-318-010002	12 VOLT 15 AMP FUSE HOLDER	1
11	C29-1104X	CONN FEMALE 1/4 SPADE INSULTD	1
12	3-272-010003	CONNECTOR ELECT 4 POLE FM	1
13	1-654-010047-06	SCREW, HX CP 1/4-20UNCX1 GR5	2
14	1-512-010005-01	NUT, HEX, SLFLKG GRB 1/4-20	2
15	1-861-010032-07	WASHER, FLAT 1/4 ZP	2
16	105364	BRACKET, 6-POLE CONNECTOR	1
17	176394	CABLE COILED 4-POLE ENDS	1
18	3-573-010108	DECAL CAB GATE OPERATION	1
19	3-272-010021	ELECT BUTT SPLICE 16-14 W/SEA	2
20	1-796-010003-02	TIE, STRAP, PLASTIC .18X14.0 (NOT SHOWN)	15

# Cab Control Dual Gates

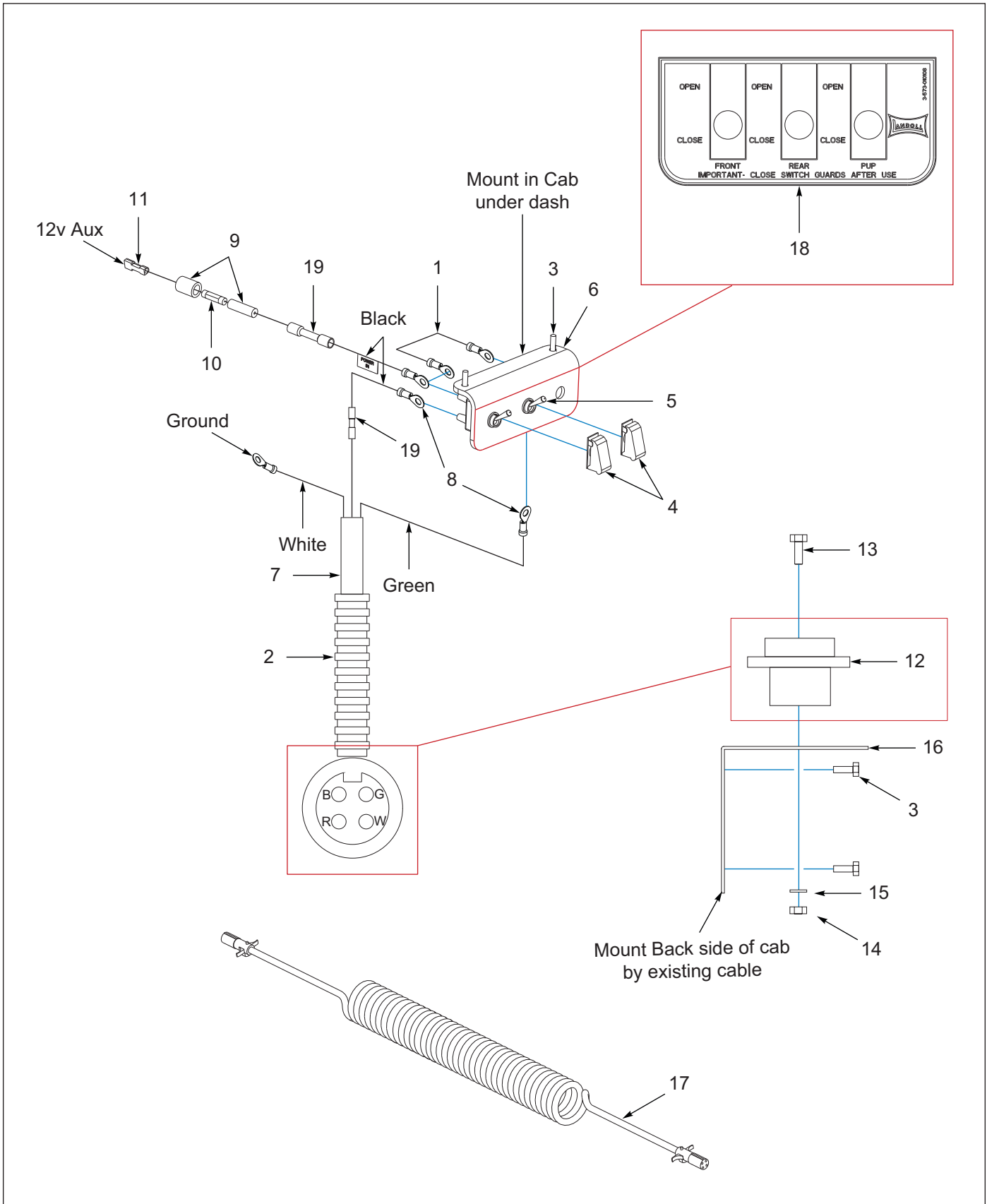


Figure 9-10: Cab Control Dual Gates

## Cab Control Dual Gates

ITEM	PART NUMBER	DESCRIPTION	QTY.
	105368	CONTROL,CAB GATE,DUAL	- -
1	1-879-010004	WIRE RED 14 AWG	6.3
2	3-201-010001	CONDUIT 5/16 PLASTIC FLEX	6.3
3	118-7429	SCRW SELFTAP HH 10-16X1/2 TYA	6
4	237-5752-1	GUARD,SWITCH-RED	2
5	150117	SWITCH ASSY LIGHT GROTE	2
6	3-272-010009	LIGHT BAR SWITCH PLATE	1
7	3-156-010007	CABLE 14-3 SO THREE CONDUCTOR	15.75
8	31003	TERMINAL 16-14GAW/#10RING WAY	5
9	3-318-010001	12 VOLT 15 AMP FUSE AGL-15	1
10	3-318-010002	12 VOLT 15 AMP FUSE HOLDER	1
11	C29-1104X	CONN FEMALE 1/4 SPADE INSULTD	1
12	3-272-010003	CONNECTOR ELECT 4 POLE FM	1
13	1-654-010047-06	SCREW,HX CP 1/4-20UNCX1 GR5	2
14	1-512-010005-01	NUT,HEX,SLFLKG GRB 1/4-20	2
15	1-861-010032-07	WASHER,FLAT 1/4 ZP	2
16	105364	BRACKET, 6-POLE CONNECTOR	1
17	176394	CABLE COILED 4-POLE ENDS	1
18	3-573-010108	DECAL CAB GATE OPERATION	1
19	3-272-010021	ELECT BUTT SPLICE 16-14 W/SEA	4
20	1-796-010003-02	TIE, STRAP, PLASTIC .18X14.0 (NOT SHOWN)	15

## Drawbar Assemblies

ITEM	PART NUMBER	DESCRIPTION	QTY.
1	3-375-010550	HITCH ASSY 17-6 EYE/HING	--
2	3-375-010566	HITCH ASSY 60IN EYE-HINGE	--
3	3-375-010569	HITCH ASSY 158IN EYE/HINGE	--
4	B3-375-018	DRAWBAR ASSY 70IN	--
5	B3-375-019	DRAWBAR ASSY 114IN	--
6	S-036-017	DRAWBAR ASSY 99IN	--
7	S-036-018	DRAWBAR ASSY	--
8	S-036-086	DRAWBAR,313-D,86 IN EYE-EYE	--
9	S-036-098	DRAWBAR ASSY 98 INCH CL TO CL	--



# Spare Tire Mount (313D-B ONLY)

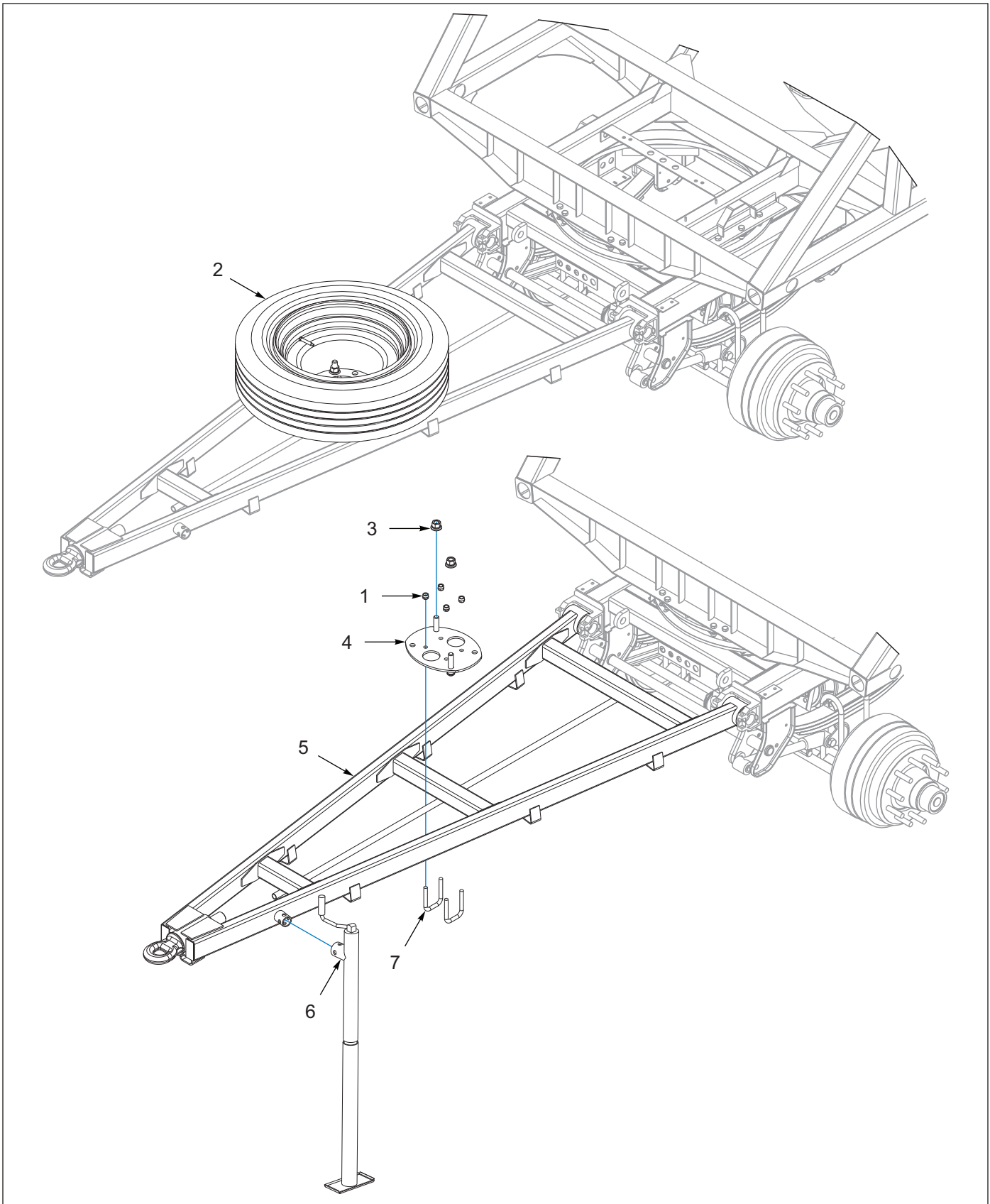


Figure 9-11: Spare Tire Mount (313D-B ONLY)

---

## Spare Tire Mount (313D-B ONLY)

---

ITEM	PART NUMBER	DESCRIPTION	QTY.
	230162	MOUNT INSTL, SPARE TIRE, 255	--
1	1-512-010005-13	NUT, HEX SLFLKG GRB 5/8-11	4
2	145696	TIRE ASSY 255 DC STL PLT 8.25	REF
3	179933	NUT, HEX M22X1.5	2
4	230163	PLATE WLDMT, SPARE TIRE MTG, 255	1
5	232137	DRAWBAR WLDMT 120" EYE/HINGE ( <b>SEE PAGE 4-5</b> )	REF
6	3-423-010025	JACK MODIFIED (24) WLDMT	REF
7	8-102-010012	U BOLT	2

# Mud Flap Installation Center Rear (313D-B ONLY)

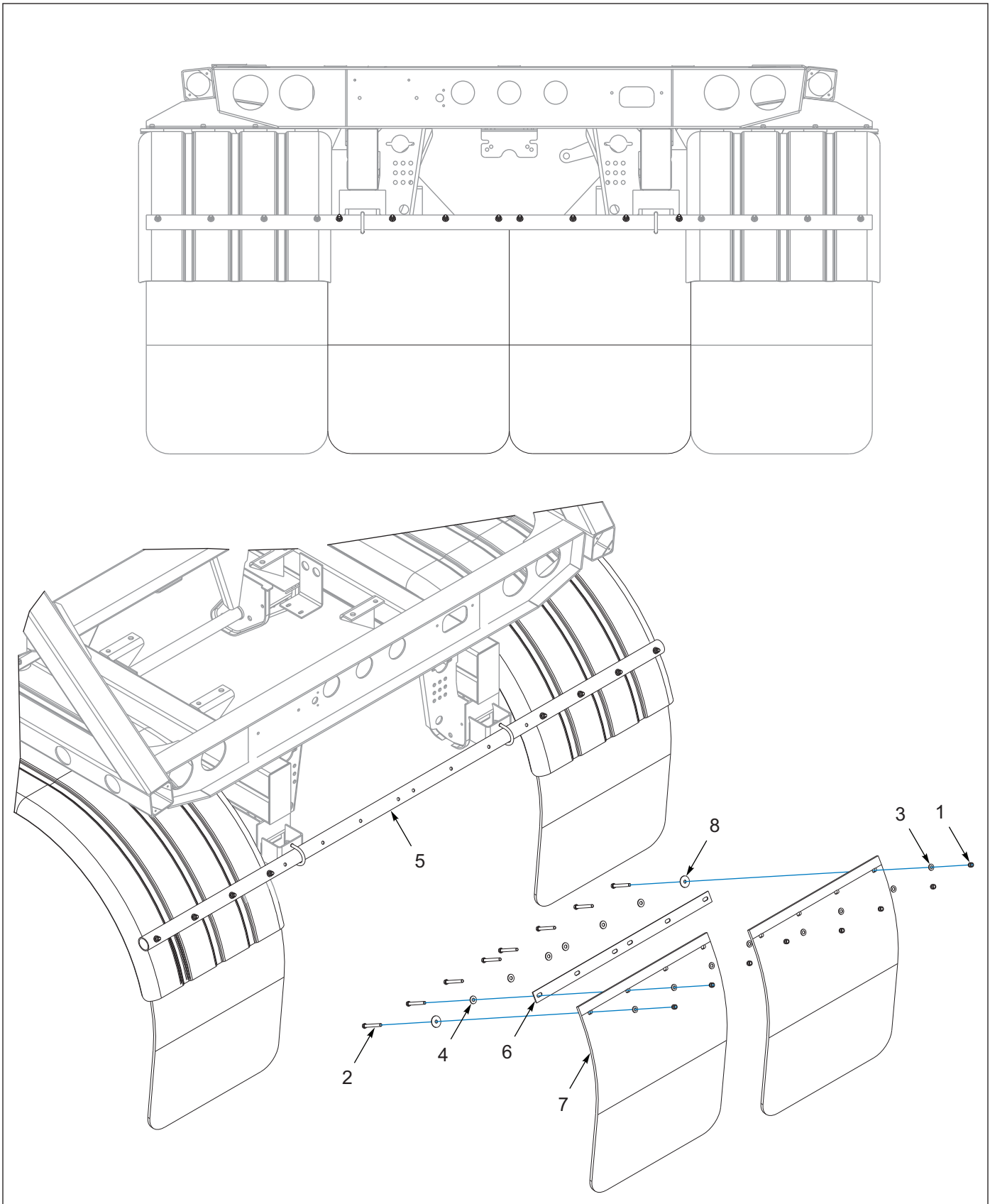


Figure 9-12: Mud Flap Installation Center Rear (313D-B ONLY)



---

## Mud Flap Installation Center Rear (313D-B ONLY)

---

ITEM	PART NUMBER	DESCRIPTION	QTY.
	230166	MUD FLAP INSTL CT REAR 313D	--
1	1-512-010005-05	NUT, HEX, SLFLKG GRB 3/8-16	8
2	1-654-010051-14	SCREW HX CP 3/8-16UNCX3-1/4G5	8
3	1-861-010032-10	WASHER, FLAT 3/8" N ZP/CD	8
4	1-861-010032-11	WASHER, FLAT 3/8 W ZP/CD	6
5	110344	FENDER & MUD FLAP KIT ( <b>SEE PAGE 4-13</b> )	1
6	230167	STRAP, CENTER MUD FLAP	1
7	3-485-010002	MUD FLAP 30IN TRK BED	--
8	3-861-010014	WASHER FLAT 1-1/2ODX13/32ID	2

# Pintle Hitch Kit

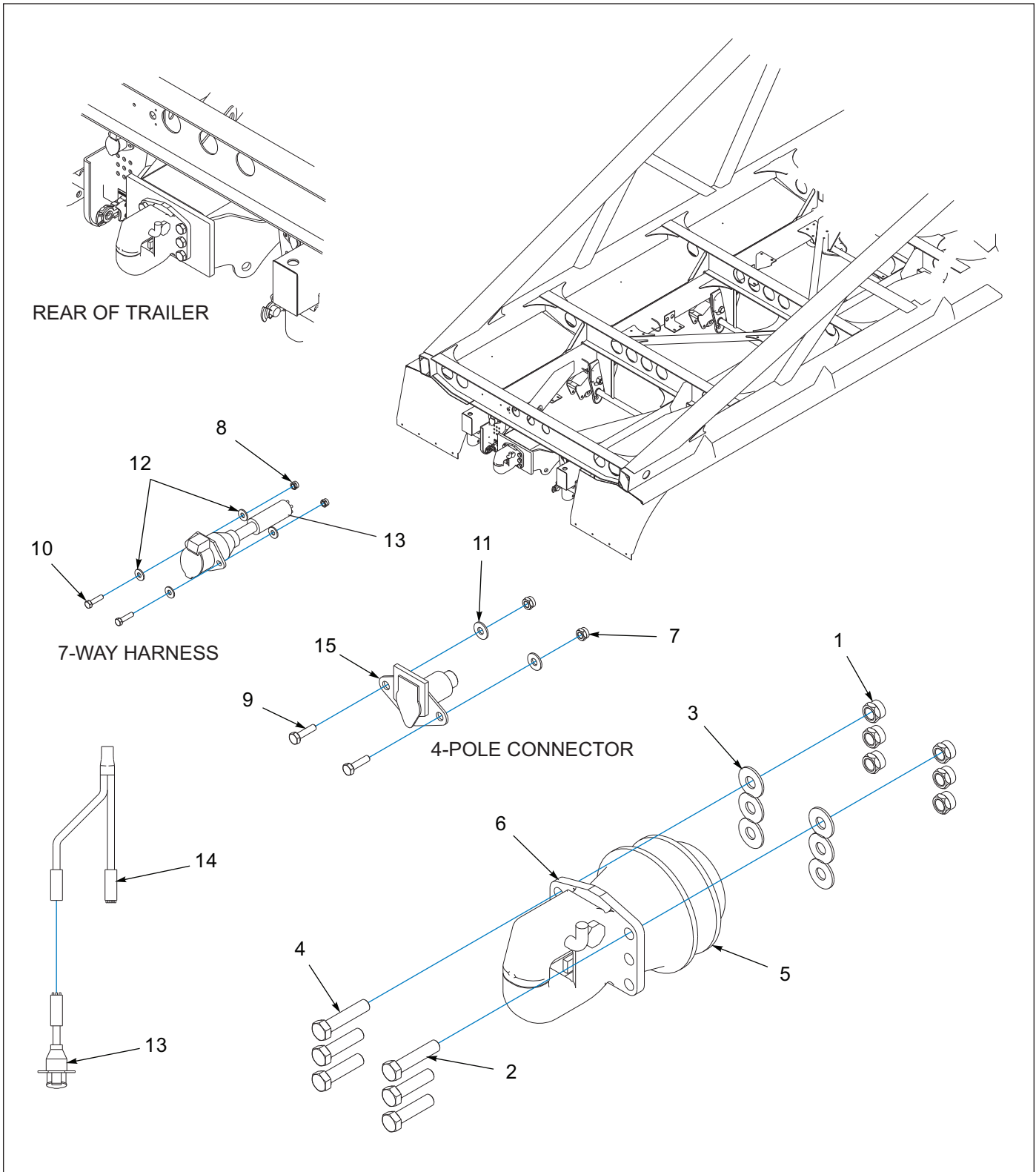


Figure 9-13: Pintle Hitch Kit (1 of 2)

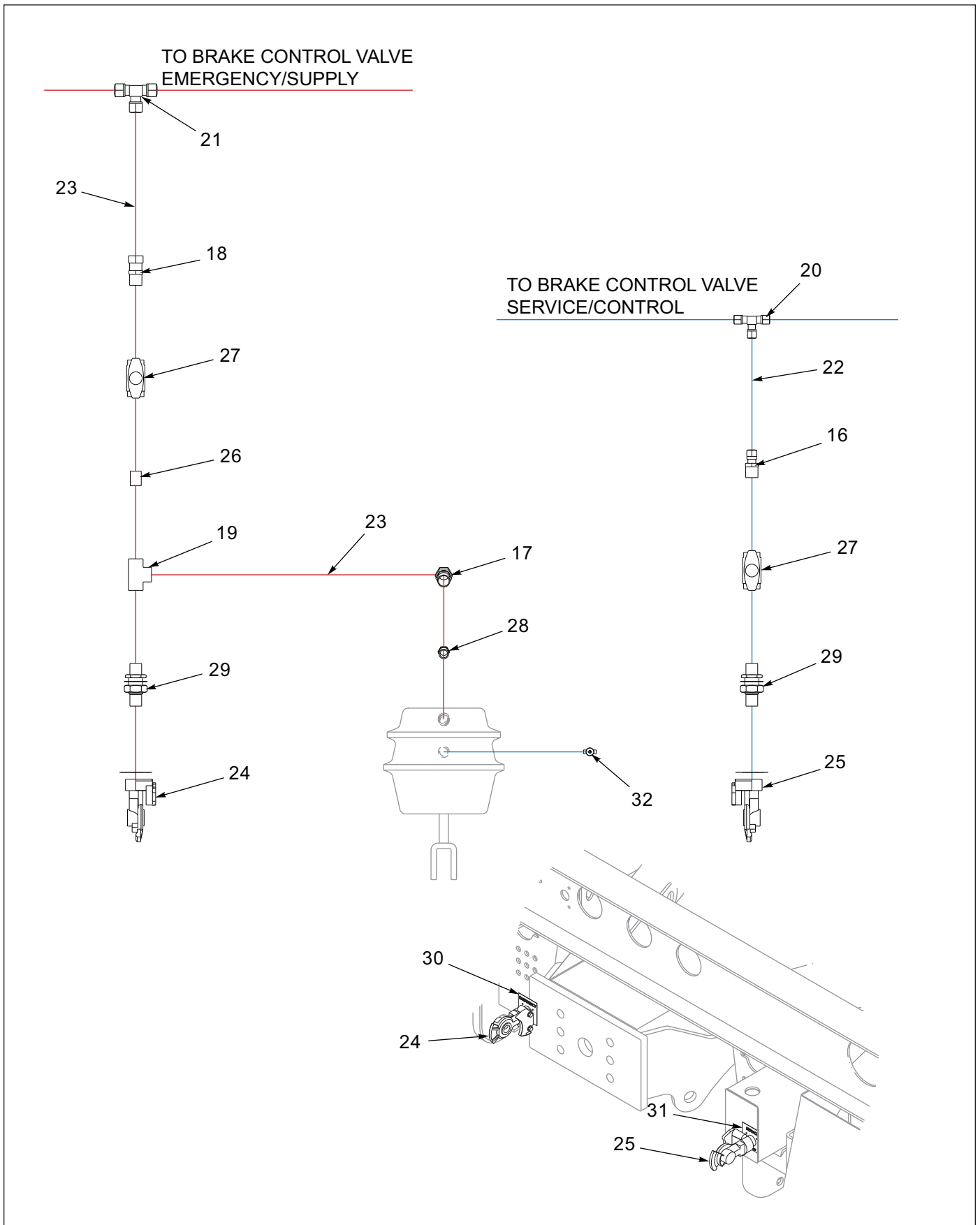


Figure 9-14: Pintle Hitch Kit (2 of 2)

## Pintle Hitch Kit

ITEM	PART NO.	DESCRIPTION	QTY.
	105407	HITCH KIT PINTLE SPARTAN	--
1	1-512-010005-15	NUT,HEX,SLFLKG GRB 3/4-10	6
2	1-654-010032-09	SCREW HEX CAP 3/4-10X3 GR8	4
3	1-861-010032-21	WASHER, FLAT 3/4 W ZP/CD	6
4	105408	SCREW HXCP,3/4-10X3-1/2 GR8	2
5	217024-040	AIR CHAMBER TYPE 24	1
6	751-298	HITCH PINTLE PREMIER 370	1
7	1-512-010005-01	NUT,HEX,SLFLKG GRB 1/4-20	2
8	1-512-010005-03	NUT HEX SLFLKG GRB 5/16-18	2
9	1-654-010047-06	SCREW,HX CP 1/4-20UNCX1 GR5	2
10	1-654-010049-06	SCREW,H/CAP,5/16-18UNCX1-1/4	2
11	1-861-010032-07	WASHER,FLAT 1/4 ZP	2
12	1-861-010032-09	WASHER, FLAT 5/16 W ZP/CD	4
13	146897	HARNES 7WAY RECP REAR GROTE	1
14	146929	HARNES Y SPLITTER GROTE	1
15	3-272-010003	CONNECTOR ELECT 4 POLE FM	1
16	1-297-010007-13	FITTING, AIR, 3/8TBEX1/2NPT	1
17	1-297-010007-15	FITTING AIR 1/2 TUBE X 3/8NPT	1
18	1-297-010007-16	FITTING AIR 1/2TUBEX1/2 NPT	1
19	1-297-010009-04	FITTING,AIR, PIPE TEE 1/2	1
20	1-297-010010-03	FITTING,AIR, UNION TEE 3/8	1
21	1-297-010010-06	FITTING,AIR UNION TEE 1/2	1
22	1-833-010002	TUBING NYLON 3/8 OD	1
23	1-833-010003	TUBING NYLON 1/2 OD	10
24	108801	GLAD HAND-RED-AIR <b>(INCLUDES SEAL 209133)</b>	10
25	108802	GLAD HAND-BLUE-AIR <b>(INCLUDES SEAL 209133)</b>	1
26	-----	1/2 ALL THREAD NIPPLE	1
27	758-015	VALVE 1/2 IN AIR BALL	2
28	-----	BLACK PIPE BUSHING 3/8X1/4	1
29	55B61	FRAME UNION	2
30	55B61-6	TAG EMER LINE VELVAC 035025	1
31	55B61-7	TAG SERVICE LINE VELVC 035026	1
32	56D4	COCK,DRAIN AIR TANK VEL036019	1



Pushbar Installation

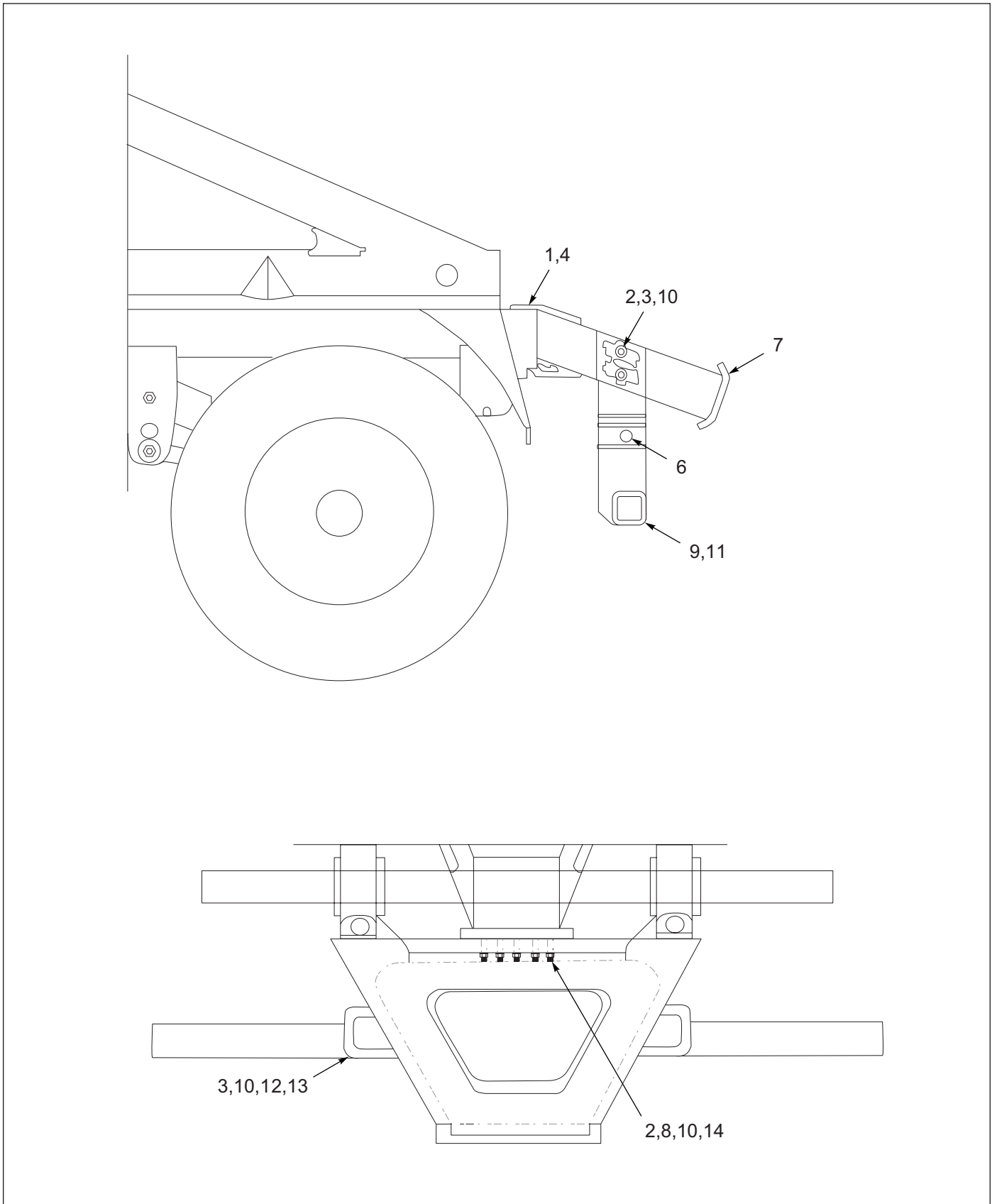


Figure 9-15: Pushbar Installation

## Pushbar Installation

ITEM	PART NO.	DESCRIPTION	QTY.
	108575	PUSHBAR INSTL 302D/305D	--
1	1 1/4-7X9Cs GR8	HEX HEAD CAP SCREW GR8	2
2	1-512-010002-15	NUT,HEX SLFLKG 3/4-10 GRC	8
3	1-654-010032-05	SCREW HEX CAP 3/4-10X2 GR8	8
4	101385	NUT,HEX SLFLKG,1-1/4-7 GRB	2
5	103055	PLACARD, ENERGY BUMPER CERT	1
6	103056	DECAL, ENERGY BUMPER WARNING	1
7	108554	PUSHBAR WLDMT 302D/305D	1
8	108576	PLATE SHIM PUSHBAR <b>(ONLY IF NEEDED)</b>	1
9	3-573-010377	DECAL,2"REFLEXITE TAPE,RD/WHT	1
10	622-3511-008	WASHER, FLAT 3/4 MIL-CARB SAE	16
11	108573	BUMPER WLDMT PUSHBAR	1
12	108579	BAR TAPPED PUSHBAR	2
13	1-861-010034-17	WASHER,LKG,HLCL SPR,3/4	4
14	1-654-010032-09	SCREW HEX CAP 3/4-10X3 GR8	4

# Deflector

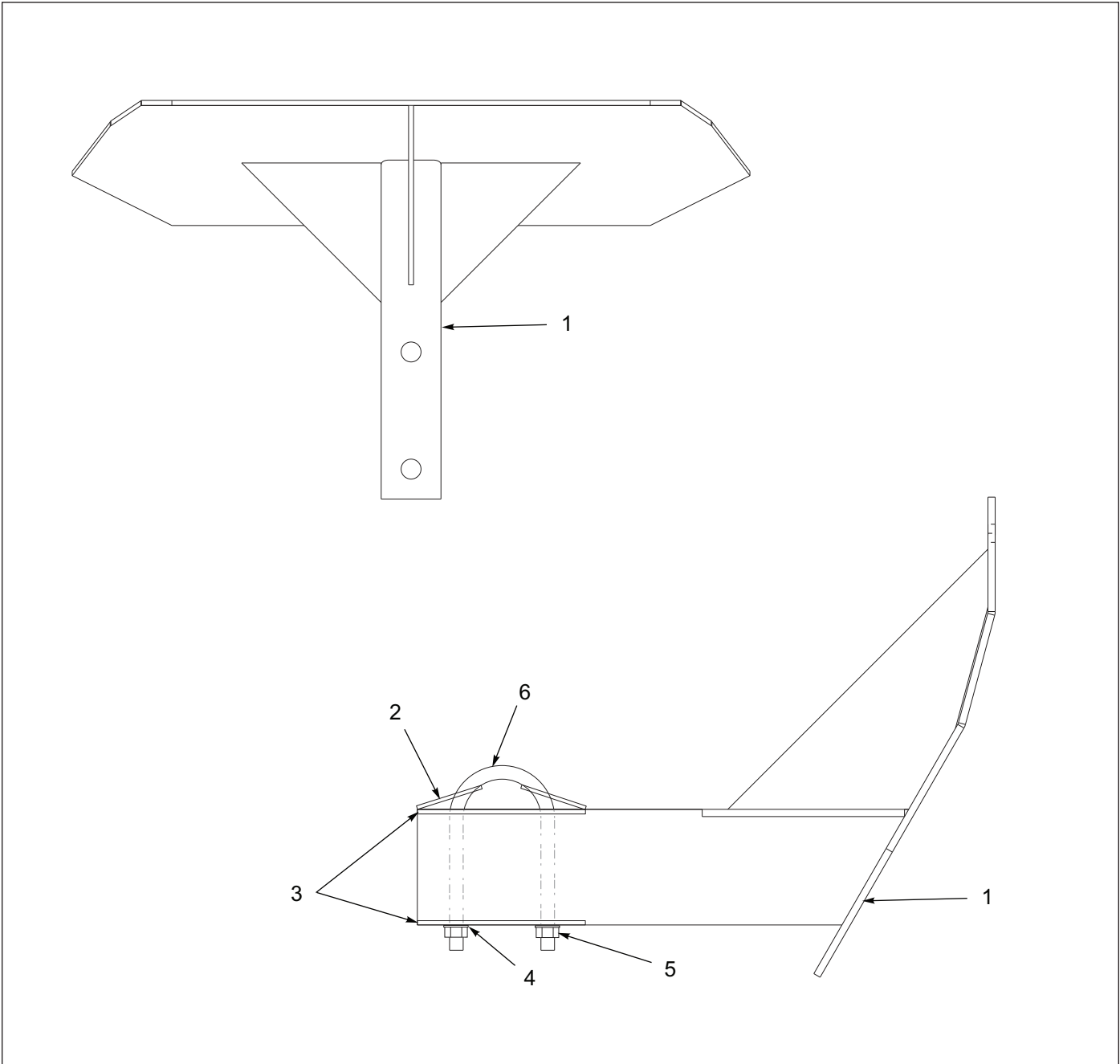


Figure 9-16: Deflector

## Deflector

ITEM	PART NO.	DESCRIPTION	QTY.
	S-079-007	DEFLECTOR KIT	--
1	S-079-006	WLMDT, DEFLECTOR	1
2	120669	BRACKET SADDLE WINDROW DEFL	1
3	579-016	BAR WINDROW DEFLECTOR MT	1
4	7/8FW	FLAT WASHER ZP	2
5	7/8-14HFLN	NUT HEX LOCK GR8 CAD W/WAX	2
6	3-102-010028	U-BOLT	1



Side Board Brackets (302D/305D)

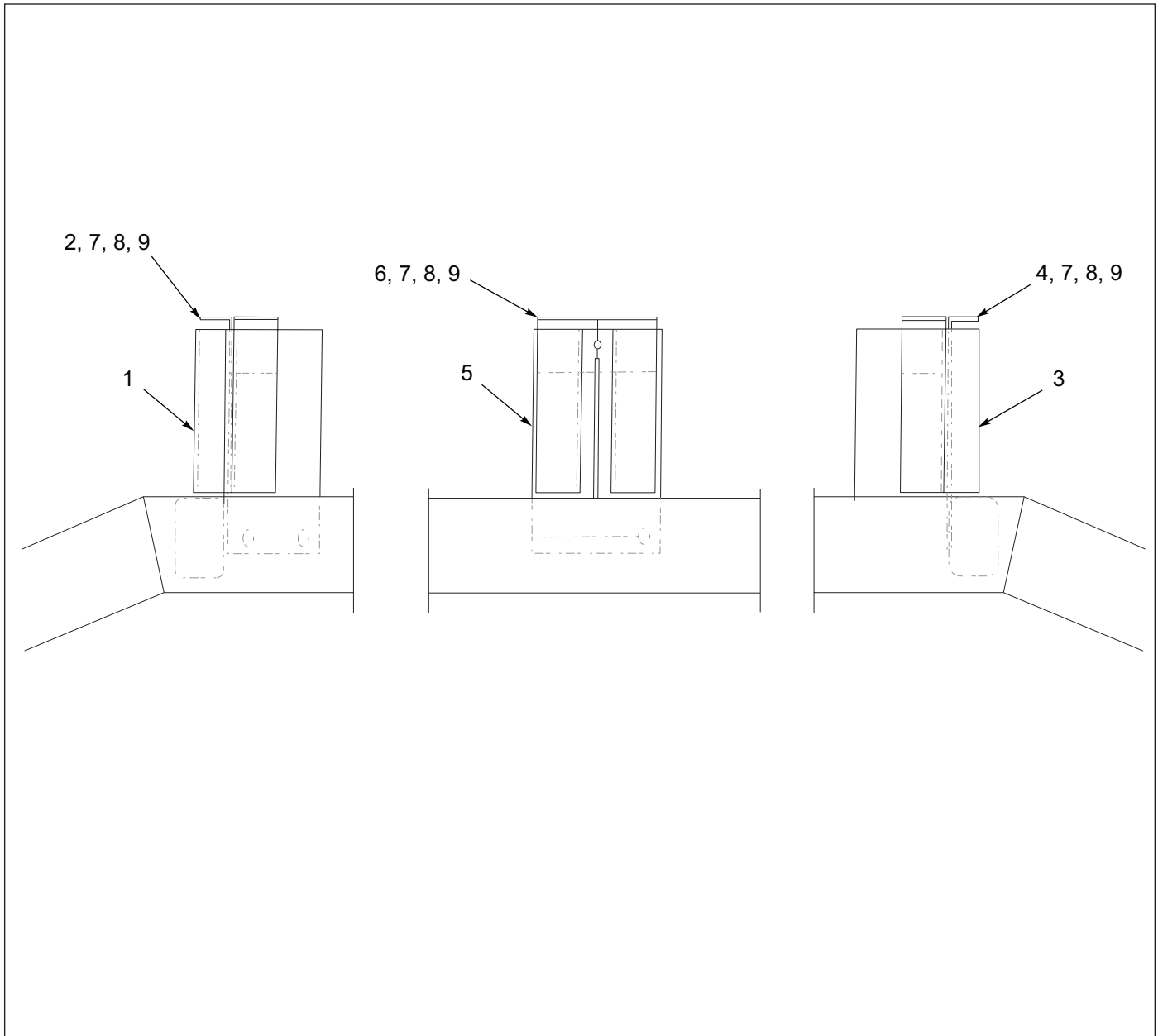


Figure 9-17: Side Board Brackets (302D/305D)

Side Board Brackets (302D/305D)

ITEM	PART NO.	DESCRIPTION	QTY.
1	S-082-007-1	BRACKET, CORNER, LH	2
2	S-082-010-1	WLDMT, HOLD-DOWN END & SIDE LH	2
3	S-082-007-2	BRACKET, CORNER, RH	2
4	S-082-010-2	WLDMT, HOLD-DOWN END & SIDE, RH	2
5	S-082-014-1	BRACKET, CENTER SIDE (302D/305D)	2
6	-----	BRACKET, CENTER HOLD-DOWN	2
7	-----	SCREW, HEX CAP GR5	20
8	-----	WASHER, FLAT	20
9	-----	NUT, HEX LOCK	6

## Glossary

For clarity this glossary of industry standard abbreviations and their definitions are provided. For additional information, see instruction on the inside front cover or the last page of this manual.

### A

A/R ..... Air Ride  
 AG ..... Agriculture  
 AL ..... Aluminum  
 APT ..... Apitong  
 ASM ..... Assembly  
 ASSY ..... Assembly  
 AX ..... Axle

### B

B/T ..... Beavertail  
 BATT ..... Battery  
 BHSC ..... Button Head Socket Cap  
 BKT ..... Bucket  
 BLK ..... Black

### C

CB ..... Carriage Bolt  
 CON ..... Construction  
 CONN ..... Connector  
 CRG ..... Carriage  
 CTR ..... Center  
 CTSK ..... Countersunk  
 CTWT ..... Counterweight  
 CVR ..... Cover  
 CYD ..... Cylinder

### D

DBL ..... Double  
 DIA ..... Diameter  
 DS ..... Dropside

### E

ENCLSD ..... Enclosed

### F

FHCS ..... Flanged Head Cap Screw  
 FHHCS ..... Flanged Hex Head Cap Screw  
 FL OR FLG ..... Flange  
 FLT ..... Flat  
 FT ..... Foot

### G

G/N ..... Gooseneck  
 GA ..... Gauge  
 GAL ..... Gallon  
 GALV ..... Galvanized  
 GR ..... Grade

### H

HHCS ..... Hex Head Cap Screw  
 HCS ..... High Carbon Steel  
 HD ..... Head  
 HD ..... Heavy Duty  
 HLCL ..... Helical  
 HCSKT ..... Hex Socket  
 HF ..... Hydraulic Flip  
 HSFC ..... Hex Socket Flat Countersunk  
 HYD ..... Hydraulic  
 HX ..... Hexagon

### I

ID ..... Inside Diameter  
 INST ..... Installation

### J

JIC ..... Joint Industrial Council

### L

LH ..... Left Hand  
 LKG OR LOCK ..... Locking  
 LP ..... Low Profile  
 LWR ..... Lower

---

**M**

---

**MANF** ..... Manifold  
**MNT** ..... Mount

---

**N**

---

**NRW** ..... Narrow  
**NSS** ..... Not Serviced Separately  
**NYL** ..... Nylatron

---

**O**

---

**OD** ..... Outside Diameter  
**OHG** ..... Overhead Guard  
**ORFS OR ORS** ..... O-Ring Seal  
**ORP OR ORB** ..... O-Ring Boss  
**OPT** ..... Option

---

**P**

---

**PC** ..... Paver/Construction  
**P/O** ..... Pull Out  
**P-STEER** ..... Power Steering  
**POL** ..... Polished  
**PTFE** ..... Polytetrafluoroethylene (Teflon)

---

**Q**

---

**QT** ..... Quart

---

**R**

---

**RD** ..... Round  
**RES** ..... Reservoir  
**REQ** ..... Requires  
**RH** ..... Right Hand  
**RND** ..... Round

---

**S**

---

**S/U** ..... Suspension  
**SER** ..... Series  
**SHCS** ..... Socket Head Cap Screw  
**SHLD** ..... Shield  
**SKT** ..... Socket  
**SLFLKG** ..... Self Locking  
**SOC** ..... Socket

**SPD** ..... Speed  
**SPDT** ..... Single Pole Double Throw  
**SPR** ..... Spring  
**SQ** ..... Square  
**SRTD** ..... Serrated  
**STL** ..... Steel  
**SSCR** ..... Setscrew  
**SST** ..... Stainless Steel  
**STD** ..... Standard  
**SWVL** ..... Swivel

---

**T**

---

**TRL** ..... Trailer  
**TRGH** ..... Trough

---

**U**

---

**UPR** ..... Upper

---

**V**

---

**VDC** ..... Volts Direct Current

---

**W**

---

**WD** ..... Wood  
**WHL** ..... Wheel  
**WLD OR WLDMT** ..... Weldment

---

**X**

---

---

**Y**

---

---

**Z**

---

**ZP** ..... Zink Plate

**Numerics**

005-079-00 .....	6-2	101528 .....	8-2, 8-4
005-096-00 .....	6-2	101845 .....	3-16
005-097-00 .....	6-2	101846 .....	3-16
006-115-00 .....	6-4, 6-6	101847 .....	3-16, 6-2, 9-6
007-139-00 .....	6-2	101848 .....	3-16, 7-12, 7-14
014-065-00 .....	6-2	101849 .....	6-2
014-068-00 .....	6-2	101851 .....	3-16
034-032-00 .....	6-2	101852 .....	7-9, 7-12, 7-14, 9-6
034-047-00 .....	6-2	101853 .....	3-16
034-048-00 .....	6-2	101855 .....	2-3, 2-6
034-057-01 .....	7-12, 7-14	101870 .....	4-6
034-192-03 .....	6-2	102732 .....	9-8
034-193-03 .....	6-2	103055 .....	9-32
0375-00 .....	5-14	103056 .....	9-32
040-180-00 .....	6-2	103103-002 .....	6-4, 6-6
046-096-00 .....	6-2	103698 .....	4-6
046-097-00 .....	6-2	103805 .....	3-16, 6-2
056-017-00 .....	6-2	103861 .....	7-12, 7-14
056-018-00 .....	6-2	104-0415 .....	7-2, 9-2
061-003-00 .....	6-2	104287 .....	6-9
0636-05 .....	5-14	104312 .....	7-12
069-078-00 .....	6-2	105106 .....	6-4, 6-6
071-122-00 .....	6-2	105107 .....	6-4
0741-01 .....	5-14	105364 .....	9-18, 9-20
1/2NIPPLE .....	7-9	105367 .....	9-18
1/2X3/8BUSH .....	4-6, 7-2, 9-2, 9-5	105368 .....	9-20
1/4-20X3/4 SELF .....	3-2, 3-4, 4-3, 4-4	105407 .....	9-29
1/8X1-1/2 .....	4-1, 4-2	105408 .....	9-29
100929 .....	4-1	10562-00 .....	5-8, 5-10, 5-12, 5-14
101003 .....	7-9, 7-12	106-0006 .....	5-6, 9-14, 9-16
101162 .....	6-4	106-0079 .....	9-2
101299 .....	2-3, 2-6	106-0941 .....	7-2
101385 .....	4-1, 4-2, 9-32	108381 .....	3-16
		108383 .....	3-16
		108394 .....	7-9

---

108514	9-2	118-7429	9-18, 9-20
108518	9-14, 9-16	119479	9-10
108529	9-2	119495	9-12
108530	9-2	120669	9-33
108554	9-32	121392	3-16, 7-9
108573	9-32	124195	6-4
108575	9-32	125892	7-9, 7-12, 7-14, 9-5
108576	9-32	126292	6-2
108579	9-32	1-297-010007-11	9-8
108628	4-8	1-297-010007-12	9-4
108672	5-10, 5-12, 5-14	1-297-010007-12	7-9
108739	3-8	1-297-010007-13	9-29
108793	3-2	1-297-010007-15	7-2, 7-9, 9-2, 9-29
108801	4-6, 7-12, 7-14, 9-5, 9-29	1-297-010007-16	9-29
108802	4-6, 7-12, 7-14, 9-5, 9-29	1-297-010008-05	5-3
1-1/4-7X9CS GR8	4-1, 4-2	1-297-010008-07	5-3, 9-8
1 1/4-7X9Cs GR8	9-32	1-297-010008-18	7-9, 7-14
110-0759	4-8	1-297-010008-20	7-9
110-0957	7-2, 9-2	1-297-010008-22	7-9
110293	9-2	1-297-010008-23	7-9
110344	4-14, 9-26	1-297-010008-24	7-9, 7-12, 9-4
110-5164	7-2	1-297-010008-26	7-12, 9-4
110-5166	7-2	1-297-010009-04	9-29
110-5175	7-2, 9-2	1-297-010010-01	5-3
110-5184	7-2, 9-2	1-297-010010-03	7-9, 9-8, 9-29
110-5744	7-2	1-297-010010-04	9-8
110-6070	7-2, 9-2	1-297-010010-06	9-29
110975	6-4	1-297-010012-16	7-12, 7-14, 9-4
110976	6-4	1-297-010013-11	7-12, 9-4
111010	9-10	1-297-010013-16	7-14
113536	6-4	1-297-010015-06	7-12
113819	6-2	1-297-010015-07	7-9, 7-12, 7-14, 9-4
114584	7-12	1-297-010015-10	7-2, 7-12, 7-14, 9-2, 9-4
114588	3-8, 3-13, 3-16, 7-9, 7-12, 7-14	1-297-010015-11	7-14
115629	5-3	1-297-010017-03	7-9
117304	7-12, 9-5	1-297-010018-03	7-9, 7-14
117-7576	7-3	1-297-010019-05	9-4
118-2659-9	7-12, 7-14, 9-5	1-297-010021-05	4-6

---

1-297-010022-03	7-9	143117	3-8, 3-13
1-297-010033-03	7-9	143118	3-8, 3-13
1-298-010001-1	4-1, 4-2, 8-2, 8-4	143119	3-8, 3-13
130844	5-14	144608	3-8, 3-13
130845	5-14	144609	3-8, 3-13
131649	7-14	144614	8-4
132047	7-2, 9-2	144679	3-8, 3-13
132107	5-12	144680	3-8, 3-13
132108	5-12	144863	4-9
132109	5-12	144979	3-16
1-343-010006	3-2, 3-4, 3-8	145696	9-24
134466	7-3	146897	9-29
138090	6-2	146929	9-29
138155	8-2, 8-4	147231	3-8
1-384-010038018	7-14	147232	3-8, 3-13
1-384-010038024	7-9	147233	3-8, 3-13
1-384-010038030	7-14	147234	3-8
1-384-010038038	7-14, 9-4	147237	3-8
1-384-010038060	7-14	147238	3-8, 3-13
1-384-010038084	7-14	147239	3-8, 3-13
1-384-010038-2	7-14	147240	8-2
1-384-010041030	9-2	147241	8-4
1-384-010041036	9-2	147464	3-8, 3-13, 3-16
1-384-010041-2	7-2, 9-2	147475	6-10
139383	6-2	148921	9-5
142442	8-2, 8-4	148922	9-6
142445	8-2, 8-4	148927	9-5
142446	8-2, 8-4	150076	1-2
142451	8-4	150111	9-14, 9-16
142545	8-2, 8-4	150117	9-18, 9-20
142553	8-2, 8-4	1-510-010001	7-3, 7-12, 9-2, 9-4
143103	9-14	1-512-010002-15	9-32
143104	3-8, 3-13, 5-6, 9-16	1-512-010005-01	1-2, 3-2, 3-4, 3-8, 5-3, 7-2, 7-14, 9-2, 9-18, 9-20, 9-29
143108	3-2, 3-8, 3-13	1-512-010005-03	3-8, 4-8, 9-29
143109	3-4, 3-8, 3-13	1-512-010005-05	4-8, 4-10, 4-12, 4-14, 5-3, 7-9, 7-12, 7-14, 9-4, 9-26
143110	3-4, 3-8, 3-13	1-512-010005-09	4-6, 7-2, 9-2
143111	3-4, 3-8, 3-13		
143114	3-8		

1-512-010005-13	4-6, 4-16, 9-24	1-654-010049-03	6-4, 6-6
1-512-010005-15	9-10, 9-29	1-654-010049-06	3-8, 9-29
1-512-010007-03	3-2, 3-4, 3-8, 3-13, 7-12, 7-14, 9-4	1-654-010051-06	4-14, 5-3
1-512-010007-05	6-2, 7-12, 9-4	1-654-010051-07	4-8, 4-10, 7-9
1-512-010007-09	9-10	1-654-010051-08	7-9, 7-12, 7-14, 9-5
153366	6-6	1-654-010051-14	9-26
153402	6-6	1-654-010051-15	4-12, 4-14
153408	6-6	1-654-010055-02	7-2, 9-2
153409	6-6, 9-6	1-654-010055-13	4-6
153750	2-3	1-654-010059-05	4-16
153752	2-3	1-656-010003051	3-2, 3-4, 3-8, 3-13, 7-12, 7-14, 9-5
153753	2-3	168593	5-3, 5-6
153797	2-3	168610	5-3, 5-6
155178	2-3	168611	5-6
155259	2-3	168612	5-6
155780	2-3, 2-6	168613	5-6, 9-14, 9-16
1-560-010002-02	7-2, 9-2	168614	5-6
1-560-010002-03	7-12, 7-14, 9-4	168616	5-6
1-560-010002-04	7-9, 7-12, 7-14, 9-4	168617	5-6
1-560-010002-05	7-2, 7-9, 7-12, 7-14, 9-2, 9-5	168618	5-6, 9-14, 9-16
156010	2-3, 2-6	169410	3-8
159001	6-2	171319	4-9
159440	4-3	171657	6-9
159442	4-3	171658	6-9
159444	4-3, 4-4	171950	2-3
159445	4-3	176394	9-18, 9-20
159447	4-3, 4-4	176473	9-14, 9-16
161797	8-2, 8-4	178592	5-6
16398-04	5-8, 5-10, 5-12, 5-14	1-796-010003-01	3-16
164092	9-12	1-796-010003-02	3-8, 4-6, 9-18, 9-20
1-654-010032-05	9-32	179933	9-24
1-654-010032-09	9-29, 9-32	179955	6-4
1-654-010047-04	3-2, 3-4, 3-8, 9-2	180222	5-6
1-654-010047-05	1-2	180223	5-6
1-654-010047-06	3-8, 3-16, 5-3, 7-12, 7-14, 9-5, 9-18, 9-20, 9-29	180224	5-6
1-654-010047-07	7-2	180225	5-6
1-654-010047-10	9-2	180226	5-6
		180227	5-6

180228	5-6	205836	5-3, 5-6
180229	5-6, 9-14, 9-16	205837	5-3, 5-6
180839	5-6	2081-8-4S	7-2, 9-2
180840	5-6	2083-8-4S	5-3, 9-8
1-833-010001	5-3, 5-6, 9-8	2083-8-8S	7-12, 7-14, 9-5
1-833-010002	7-9, 7-12, 7-14, 9-5, 9-8, 9-29	2089-6-6S	7-9
1-833-010003	7-2, 7-9, 7-12, 7-14, 9-2, 9-5, 9-29	212419	5-8, 6-2, 6-4
183413	5-6, 9-14, 9-16	212420	6-2, 6-4
1-861-010032-04	7-3	214104	6-2
1-861-010032-07	1-2, 3-2, 3-4, 3-8, 4-10, 5-3, 7-2, 7-12, 9-2, 9-5, 9-18, 9-20, 9-29	217024-040	9-29
1-861-010032-09	3-8, 9-29	218072	6-9
1-861-010032-10	4-12, 4-14, 9-26	218073	5-3
1-861-010032-11	5-3, 7-9, 7-12, 7-14, 9-5, 9-26	218074	5-3
1-861-010032-15	7-2, 9-2, 9-5	218077	6-6
1-861-010032-18	4-6	218078	5-3
1-861-010032-19	4-16	2-181-010001	7-3, 7-12, 9-2, 9-5
1-861-010032-21	9-29	220673	6-6
1-861-010032-25	7-2, 9-2	223247	9-5
1-861-010034-07	3-8, 3-13, 7-12, 7-14, 9-5	224002	6-6
1-861-010034-09	3-16, 7-12, 9-5	224003	6-6
1-861-010034-10	6-4, 6-6	225949	2-3
1-861-010034-17	9-32	226691	9-5
1-879-010004	9-18, 9-20	226696	9-5
1-879-010008	3-8, 3-13	226699	9-5
1-879-010010	3-8, 3-13	226700	9-5
189248	7-9, 7-12	226701	9-5
196165	2-6	226702	9-5
196167	2-6	226703	9-5
196168	2-6	226704	9-5
196169	2-6	226705	9-6
197318	5-6	226706	9-6
197606	6-4	226707	9-6
197613	5-3, 5-6	226708	9-6
197619	6-4	226709	9-6
20125	5-6, 9-14, 9-16	226710	9-6
202207	5-3, 5-6, 9-14, 9-16	226711	9-4
2024-2-4S	8-2, 8-4	228028	6-6
		228069	5-6



228608	9-10	3/4X1/2BUSH	7-9
230161	4-4	3/8NIPPLE	7-2, 9-2
230162	9-24	3067	6-4
230163	9-24	31003	9-18, 9-20
230166	9-26	3-102-010028	9-33
230167	9-26	3-102-010029	4-12, 4-14
230168	3-13	3-125-010564	9-5
230188	3-16	3-128-010002	7-9
230189	3-16	3-156-010007	3-8, 3-13, 9-18, 9-20
230613	5-6	3-156-010008	9-2
232137	4-6, 9-24	3-181-010027	4-6
232138	4-6	3-201-010001	9-18, 9-20
232535	5-10	3-201-010001036	3-8
232536	5-10	3-201-010002	7-12, 9-2, 9-5
232537	5-10	3-222-010123	5-8
232538	5-8	3-242-010109	4-1, 4-2, 7-2, 7-5, 9-2
235221	6-6	3-272-010003	3-8, 9-18, 9-20, 9-29
235222	6-6	3-272-010009	9-18, 9-20
236475	6-6	3-272-010010	3-13
236476	6-6	3-272-010021	3-8, 3-13, 9-18, 9-20
236497	6-6	3-318-010001	9-18, 9-20
236498	6-6	3-318-010002	9-18, 9-20
236499	6-6	3-368-010174	4-6
236500	6-6	3-375-010550	9-21
236501	6-6	3-375-010566	9-21
236503	6-7	3-375-010569	9-21
236504	6-7	3-384-010005	7-2
236537	6-7	3-384-010006	7-2
237-5752-1	9-18, 9-20	3-384-010007	7-2, 9-2
238554	6-6	3-384-010010	7-2, 9-2
238555	6-6	3-384-010012	7-2
238556	6-7	3-384-010020	7-9, 7-12
238557	6-7	3-423-010025	9-24
239028	7-3	344	4-6
239063	7-3	346SL	4-9
239-3646-4	3-8	348	4-6
239-3650-1	9-14, 9-16	3-485-010001	4-10
2-573-010335	2-3, 2-6	3-485-010002	4-12, 4-14, 9-26

350 ..... 4-6

352 ..... 4-6

3-561-010014 ..... 7-2, 9-2

3-573-010060 ..... 2-3

3-573-010108 ..... 9-18, 9-20

3-573-010111 ..... 2-3, 4-9

3-573-010210 ..... 2-3, 2-6

3-573-010377 ..... 2-3, 2-6, 9-32

3-573-010378 ..... 2-3, 2-6

359 ..... 4-6

3-659-010012 ..... 6-4

3-720-010027 ..... 5-14

3-762-010017 ..... 4-10

3-762-010444 ..... 5-14

3-762-010456 ..... 4-16

3-780-010002 ..... 5-3, 7-9, 7-12, 7-14, 9-5, 9-8

3-861-010014 ..... 4-12, 4-14, 9-26

3-861-010015 ..... 4-12, 4-14

3-861-010016 ..... 4-12, 4-14

3-861-010063 ..... 4-6

3-870-010107 ..... 6-4

3-870-010110 ..... 6-10

4009 ..... 6-4, 6-6

405129 ..... 6-2

405999-001 ..... 6-2

408101-001 ..... 6-2

43029 ..... 3-8

503-011 ..... 4-8

503-012 ..... 4-8

503-022 ..... 4-8

513-123 ..... 4-12, 4-14

551-005 ..... 7-2

55B61 ..... 7-2, 7-9, 7-12, 7-14, 9-2, 9-5, 9-29

55B61-6 ..... 4-6, 7-9, 7-12, 7-14, 9-5, 9-29

55B61-7 ..... 4-6, 7-9, 7-12, 7-14, 9-5, 9-29

56D4 ..... 7-2, 9-2, 9-29

57081 ..... 9-14, 9-16

579-016 ..... 9-33

583-159 ..... 3-2, 3-4, 3-8

622-3511-008 ..... 9-32

7/8-14HFLN ..... 9-33

7/8FW ..... 9-33

750-029 ..... 3-2, 3-4, 3-8, 3-13, 3-16

751-102 ..... 4-1, 4-2

751-116 ..... 4-6

751-119 ..... 4-16

751-127 ..... 4-12, 4-14

751-141 ..... 4-1, 4-2, 9-2

751-163 ..... 4-6

751-239 ..... 4-6

751-279 ..... 4-1, 4-2

751-298 ..... 9-29

757-363 ..... 7-9, 7-12, 7-14, 9-5

758-012 ..... 7-2, 9-2

758-013 ..... 7-2, 9-2

758-014 ..... 3-2, 3-4, 3-8, 3-13, 7-2, 7-6

758-015 ..... 7-2, 9-2, 9-29

758-181 ..... 7-12, 7-14

758-183 ..... 7-2, 9-2

758-185 ..... 7-3, 9-2

805-2 ..... 7-9, 7-12, 7-14, 9-5

8-102-010012 ..... 9-24

**B**

B3-292-002 ..... 4-12

B3-375-018 ..... 9-21

B3-375-019 ..... 9-21

B3-485-003 ..... 4-10

B477R ..... 3-2, 3-4, 3-8

**C**

C29-1104X ..... 9-18, 9-20

---

**H**

HM212011 ..... 6-4, 6-6  
HM212049 ..... 6-4, 6-6  
HM218210 ..... 6-4, 6-6  
HM218248 ..... 6-4, 6-6  
HUT16 ..... 5-8

---

**K**

K71-136-00 ..... 6-2

---

**P**

P60741 ..... 7-6  
PMCK-AG-114 ..... 7-5

---

**R**

RRT137X23 ..... 4-1, 4-2  
RSS1902X3X58 ..... 4-2

---

**S**

S-003-015 ..... 4-8  
S-003-017 ..... 4-8  
S-003-018 ..... 4-8  
S-004-023 ..... 4-1  
S-004-024 ..... 4-1  
S-004-025 ..... 4-1  
S-004-026 ..... 4-1, 4-2  
S-004-033 ..... 4-2  
S-004-041 ..... 4-2  
S-004-042 ..... 4-2  
S-036-017 ..... 9-21  
S-036-018 ..... 9-21  
S-036-086 ..... 9-21  
S-036-098 ..... 9-21  
S-051-005 ..... 7-2

S-051-025 ..... 7-2  
S-051-027 ..... 1-2, 9-2  
S-079-006 ..... 9-33  
S-079-007 ..... 9-33  
S-082-007-1 ..... 9-34  
S-082-007-2 ..... 9-34  
S-082-010-1 ..... 9-34  
S-082-010-2 ..... 9-34  
S-082-014-1 ..... 9-34  
S-083-027-1 ..... 3-4

---

**T**

TR573 ..... 6-9, 6-10

# Instructions for Ordering Parts

**\*\* Repair parts must be ordered through an Authorized Dealer \*\***

## DEALER INSTRUCTIONS FOR ORDERING PARTS FROM LANDOLL PARTS DISTRIBUTION CENTER

Phone #: 800-423-4320 or 785-562-5381

Fax #: 888-527-3909

Order online: [dealer.landoll.com](http://dealer.landoll.com)

### IDENTIFICATION PLATE

The identification plate, which lists the model number and serial number, is located on the front of the frame.


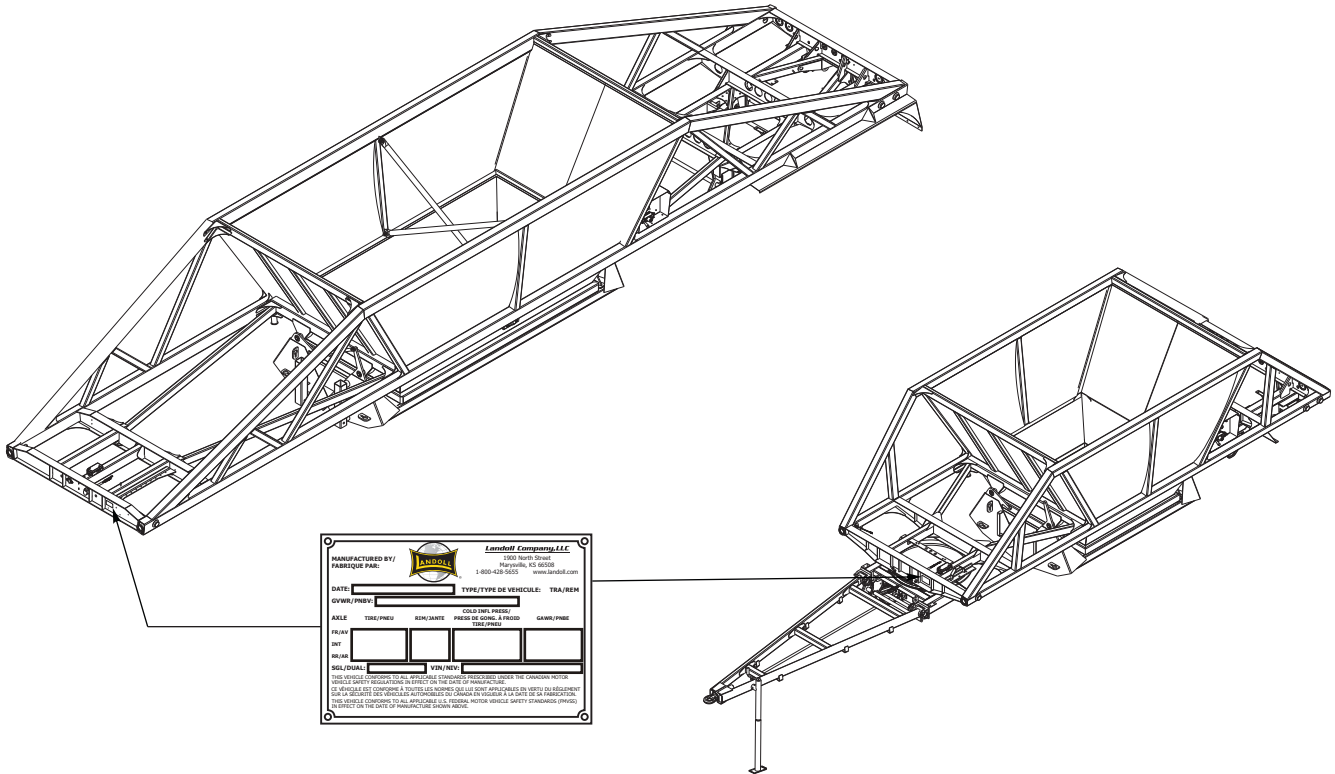
#### SERIAL NUMBER

The serial number is located on the identification plate.  
The Following information will help decode the trailer serial number

#### AAABBBCCDEFGHJJJJJ

<b>AAA</b>	= world manufacturer identifier
<b>BBB</b>	= model
<b>C</b>	= length
<b>D</b>	= axle type
<b>E</b>	= federal check digit

<b>F</b>	= model year
<b>G</b>	= plant of manufacture
<b>H</b>	= model version
<b>JJJJ</b>	= serial number



Identification Plate and Location

### Manuals for 302D-B/305D-B/313D-B

Manual Number	Manual Type
F-1044	Bottom Dump Trailer Operator's Manual
F-1043	Bottom Dump Trailer Parts Manual

## Document Control Revision Log:

Date	Form #	Improvement(s): Description and Comments
06/2019	F-1043-0619	NEW PARTS MANUAL
03/2020	F-1043-0320	ECN 45648 Update: Pages 2-9 thru 2-12 Cab Control Wiring
04/2020	F-1043-0420	ECN 45866, Tire Inflation System Thermal Plug Kit. ECN 45917, Tire Inflation System Control Box Mounting.
05/2020	F-1043-0420	ABS Maintenance Manual no longer available.
12/17/2020	F-1043-1220	Add 313D-B Trailer to Manual, ECN 46123 Frame Assembly, 46267 ABS Brakes, 46546 Air System, 46556 Fender and Mud Flaps, 46642 Brake System
09/14/2021	F-1043-0921	Updated 16.5 Disc Brakes.
11/09/2022	F-1043-1122	ECN Updates
11/08/2023	F-1043-2311	Updated with Corrections, Updates and ECN's.



**intertek**

Equipment from Landoll Company, LLC is built to exacting standards ensured by ISO 9001:2015 registration at all Landoll manufacturing facilities.

**302D-B/305D-B/313D-B  
Bottom Dump Semitrailer  
Parts Manual  
Re-Order Part Number F-1043**

**LANDOLL COMPANY, LLC.**

1900 North Street

Marysville, Kansas 66508

(785) 562-5381

800-428-5655 ~ [WWW.LANDOLL.COM](http://WWW.LANDOLL.COM)



Copyright 2023. Landoll Company, LLC.

“All rights reserved, including the right to reproduce this material or portions thereof in any form.”

