



Model 135C/150C Semitrailer Parts Manual



LANDOLL COMPANY, LLC.

1900 North Street

Marysville, Kansas 66508

(785) 562-5381

800-428-5655 ~ WWW.LANDOLL.COM

Table of Contents

1 Illustrated Parts List

Instructions for Ordering Parts	1-1
General Assembly	1-2
General Assembly	1-2
Decals	1-4
Decal Installation	1-4
Frame Assemblies	1-8
Frame Assembly	1-8
Registration Holder Installation	1-14
Bumper Stop, Rubber (OPTION)	1-15
Air Ramp Assembly	1-16
6' Air Ramp - General Assembly	1-16
6' Air Ramp - Air System	1-18
Ramp Assemblies - Short Tail	1-20
Ramp Assemblies - Short Tail	1-20
Ramp Assembly - Long Tail	1-24
Ramp Assembly - Long Tail Option	1-24
Upper Deck Ramp Assembly	1-26
Upper Deck Ramp Assembly	1-26
Hydraulic Electrical Air	1-28
Hydraulic General Assembly	1-28
Connectors - Front Sub Assembly	1-30
Valves	1-32
Valve Assembly - Air Booster	1-32
Valve Assembly - 2 Spool Control	1-33
Valve Assembly - 2 Spool Solenoid	1-34
Electrical	1-36
Electrical System	1-36
Electrical - Continued	1-38
Electrical - Continued	1-40
Wireless Remote Assembly, Kar-Tech	1-42
Grease System	1-44
Grease System - 135C	1-44
Grease System - 150C	1-46
Suspensions	1-48
Air Ride Suspension - 135C	1-48
Air Ride Suspension - 150C	1-50
Air Tank	1-52
Air Control Kit - Neway	1-53
Air Control Kit - Lower Suspension	1-54
Suspension Hanger, RLU-228-6.3 (Before 05/01/2020)	1-56
Suspension Hanger, LSS-25K-6.0RLU (After 05/01/2020)	1-58
Suspension Hanger, RLU-228-8.3 (Before 08/01//2020)	1-60

Suspension Hanger, LSS-25K-8.0RLU (AFTER 08/01/2020) 1-62

Axle and Brakes **1-64**

 Axle 12.25 x 7.5 Drum Brakes, Dexter 1-64

 Axle 12.25 x 7.5 Drum & Hub Assembly, Dexter 1-66

 Axle 16.5 x 7 Drum Brakes, Dexter 1-68

 Axle 16.5 x 7 Drum and Hub Assembly, Dexter 1-70

 Wheels 1-72

Air Brake System **1-74**

 Air Brake System - 135C 1-74

 Air Brake System - 150C 1-76

 ABS Brake Kit - Rockwell 1-78

Tire Inflation System **1-80**

 Tire Inflation System, Thermalert (OPTION) 1-80

Winch - Options **1-82**

 Winch Installation, Braden 12K, Spring Tension 1-82

 Winch Installation, Braden 20K, Spring Tension 1-84

 Winch Installation, Braden 20K, Air Tension 1-86

 Winch Installation, Warn 12K 1-92

 Winch Installation, Warn 20K, 2 Speed 1-94

 Winch Installation, Warn 30K, 2 Speed 1-96

 Winch Assembly, Braden 12K / 20K 1-98

 Winch Assembly, Warn 20K / 30K 1-100

 Winch Components, Braden 12K 1-102

 Winch Components, Braden 20K 1-106

 Winch Components, Warn 12K 1-110

 Winch Components, Warn 20K, 2 Speed 1-112

 Winch Components, Warn 30K, 2 Speed 1-114

 Winch Free Spool Cylinder Assembly, Braden 20K 1-116

 Winch Motor Assembly, Braden 12K / 20K 1-117

Landing Gear **1-118**

 Landing Legs, Gear, 2 Spd, Flip Crank, Front Interior Low Mt Bkt 1-118

 Landing Legs, Pinned (OPTION) 1-119

 Landing Leg Components, Gear, 2 Spd 1-120

Scale - Options **1-122**

 Air Pressure Gauge Assembly 1-122

 Loadmaxx (Before 03/31/2020) 1-124

 Quickload (Before 03/31/2020) 1-125

 Quickload Plus & Loadmaxx Plus (After 03/31/2020) 1-126

 Right Weigh 1-127

Bulkheads - Options **1-128**

 Bulkhead Assembly 1-128

 Bulkhead - Chain Rack Lights General Assembly 1-130

 Bulkhead - Chain Rack Lights Electrical System 1-132

 Bulkhead - Rack Mount Installation 1-134

 Bulkhead - Work Light Installation 1-136

Electrical Installation - Options **1-138**

 7-Way Electrical Installation 1-138

 Swing-Out Light, Electrical (OPTIONS) 1-139

 Swing Arm Light Assembly - Turn Signal/Emergency Flasher 1-140

Swing Arm Marker Light Assembly - STREET 1-141

Swing Arm Marker Light Assembly - CURB 1-142

Winch Work Light Installation 1-144

Roller Guide - Options 1-146

 4 Roller Guide Installation - 12k (BRADEN) 1-146

 4 Roller Guide Installation - 20K (BRADEN) 1-148

 4 Roller Guide Installation - 20K/30K (WARN) 1-150

Spare Tire - Options 1-152

 Spare Tire Mount Assembly 1-152

 Spare Tire Mount Assembly - Horizontal 1-153

Step-Options 1-154

 Step, Folding Assembly-189700 1-154

 Step, Folding Handle Assembly-226645 1-156

 Step, Drawer Retractable Assembly-222445 1-158

 Step, Retractable Assembly-216272 1-160

Toolbox - Options 1-162

 Toolbox, Bolt-On, 42"W X 28"D X 9"H (OPTIONS) 1-162

Upper Deck - Options 1-164

 Roller Installation 1-164

 Upper Deck - Roller Installation 1-165

Additional Options 1-166

 Winch - 12K/20K Guard Installation (BRADEN) 1-166

 Winch - 20K/30K Guard Installation (WARN) 1-167

 Winch - 20K Pivot Guard Installation 1-168

 Winch - Tie Down Installation 1-169

 Winch - Trim Plate Installation 1-170

 Winch - 4" Webbing Sliding Assembly 1-171

2 Index

Illustrated Parts List

Instructions For Ordering Parts

ORDER PARTS FROM LANDOLL PARTS DISTRIBUTION CENTER

**** Repair parts must be ordered through an Authorized Dealer ****

PHONE NO: 800-423-4320 OR 785-562-5381

FAX NO: 888-527-3909

ORDER ONLINE: dealer.landoll.com

IDENTIFICATION PLATE

The identification plate, which lists the model number and serial number, is located on the front of the frame (See Figure 1-1)

SERIAL NUMBER NOMENCLATURE

The serial number for the Model 135C/150C Series Semitrailer is located on the identification plate.

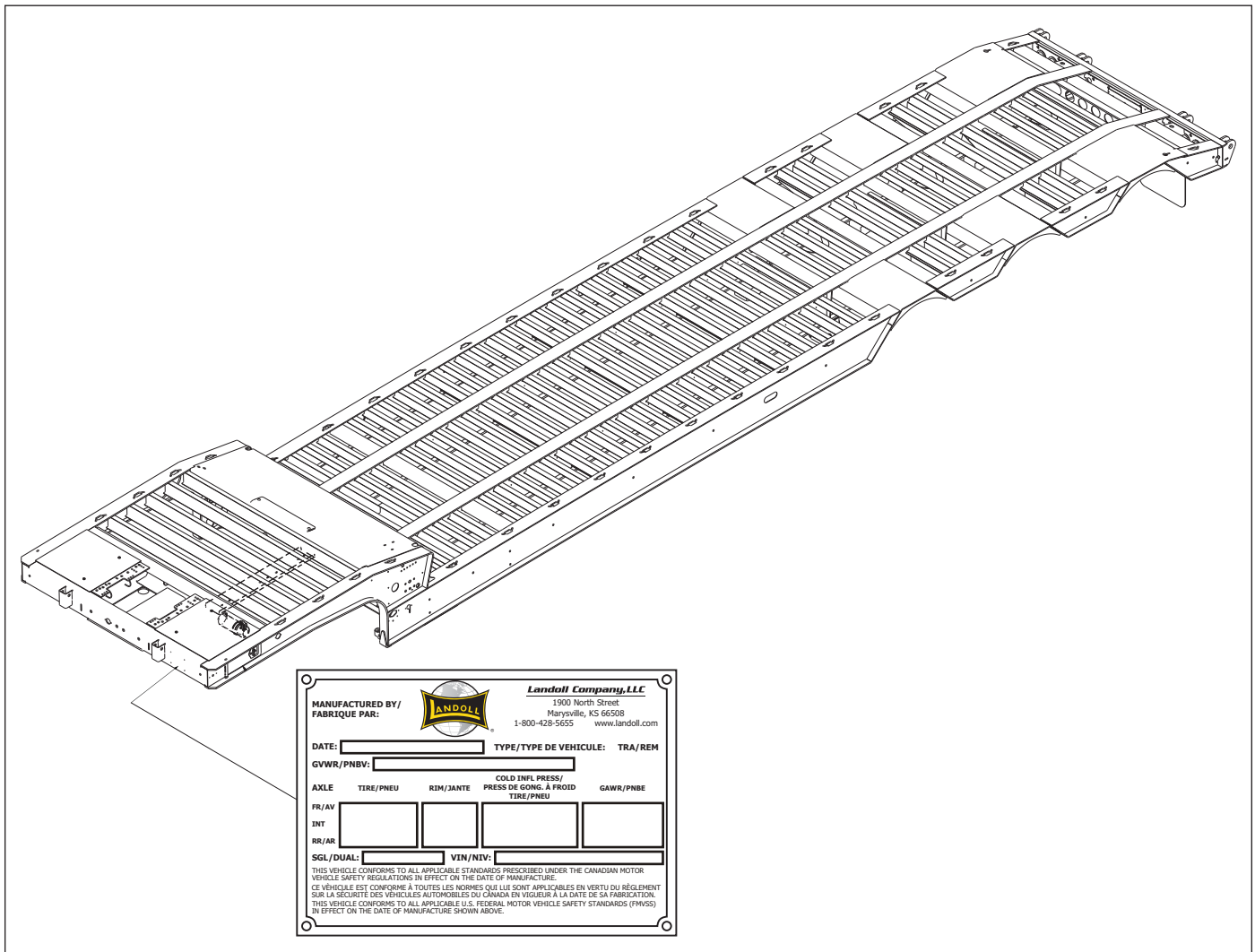


Figure 1-1: Identification Plate and Location

ILLUSTRATED PARTS LIST

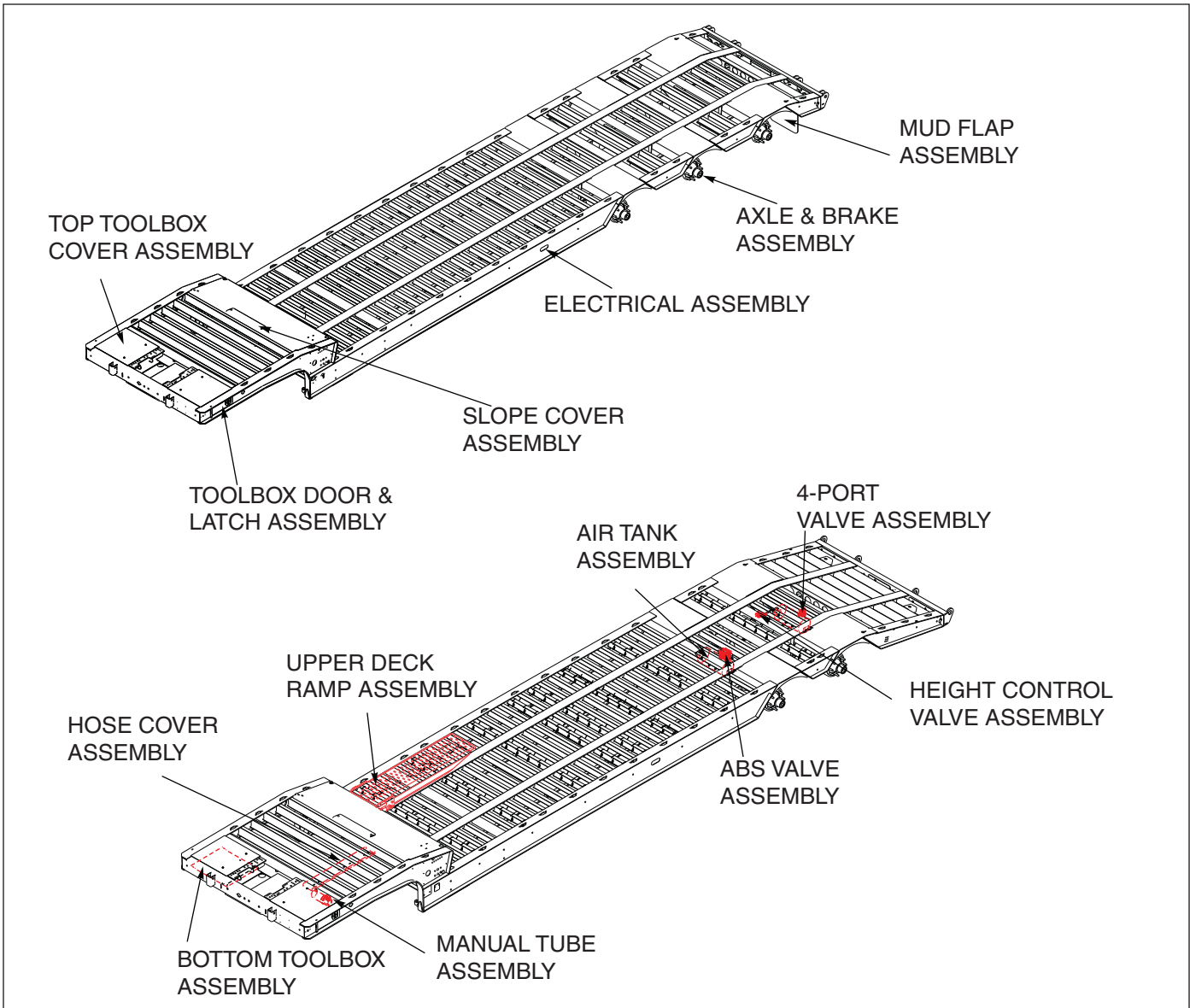


Figure 1-2: General Assembly

General Assembly

ITEM	PAGE NUMBER	DESCRIPTION	QTY.
1	1-4 - 1-7	DECAL PLACEMENT AND PARTS LIST	
2	1-8 - 1-15	FRAME ASSEMBLIES AND COMMON ASSEMBLY COMPONENTS	
3	1-16 - 1-27	AIR AND TAIL RAMP ASSEMBLIES	
4	1-28 - 1-43	HYDRAULIC, ELECTRIC, AIR COMPONENTS	
5	1-44 - 1-47	GREASE SYSTEM	
6	1-48 - 1-63	SUSPENSION ASSEMBLIES AND COMPONENTS	
7	1-64 - 1-79	AXLE AND BRAKE COMPONENTS	
8	1-80 - 1-81	TIRE INFLATION SYSTEM	
9	1-82 - 1-117	WINCH ASSEMBLIES	
10	1-118 - 1-123	LANDING GEAR ASSEMBLIES	
11	1-124 - 1-131	DIGITAL SCALE OPTIONS	
12	1-132 - 1-175	WINCH, ELECTRICAL AND MISC. OPTIONS	

TORQUE SPECIFICATIONS FOR PILOT MOUNTED DISC WHEELS

⚠ DANGER

⚠ **Do not use any lubricants on the wheel hub or disc.** Lubricants can reduce the friction between the disc and the hub, causing the disc to slip and potentially leading to a loss of control.

⚠ **Use a torque wrench to ensure proper torque.** Failure to do so will compromise your product's safety.

⚠ **Do not over-tighten the nuts.** Over-tightening can damage the nuts and the disc, leading to a loss of control.

⚠ **Do not use a hammer to tighten the nuts.** This can damage the nuts and the disc, leading to a loss of control.

SAFETY IN STUD WHEELS
Applies to 1022 X 13 studless pilot change out.

All wheels are right hand wheels.

Fast Tighten Flange Nuts to 95 ft. lb. Using torque wrench.

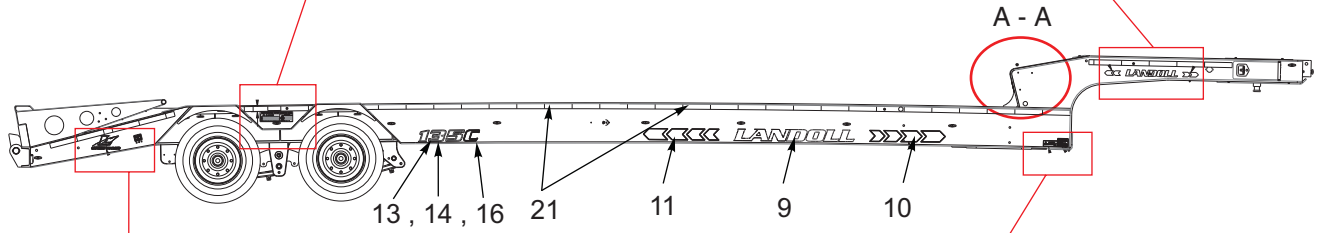
Check Disc/Wheel for proper mounting on post and proper mounting of the flange.

Check Tighten Flange Nut to recommended torque using torque wrench.

RECOMMENDED TORQUE: 95-100 FT. LBS.

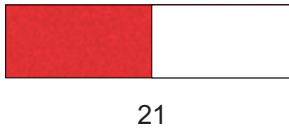
LANDOLL 5

6, 7



12

LANDOLL TRAILERS



⚠ CAUTION

MAXIMUM CONCENTRATED LOAD IN A 10 FT. AREA 70,000 LBS.

3-573-010085

17

⚠ CAUTION

MAXIMUM CONCENTRATED LOAD IN A 10 FT. AREA 50,000 LBS.

3-573-010349

19

⚠ CAUTION

5000 LB MAXIMUM GOTCHA PULL

3-573-010350

20

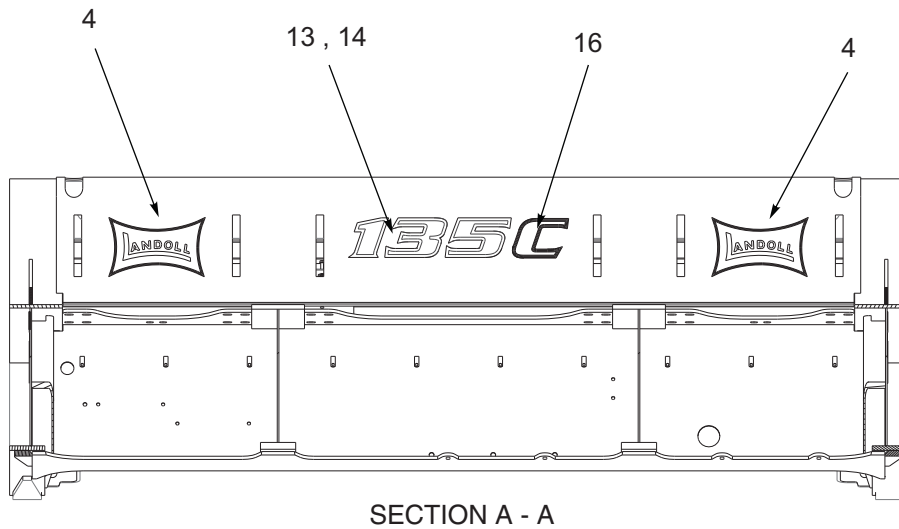


Figure 1-4: Decal Installation (2 of 2)

ILLUSTRATED PARTS LIST

Decal Installation

ITEM	PART NUMBER	DESCRIPTION	QTY.	
	203258	DECAL PLACEMENT 135C	*	
	203259	DECAL PLACEMENT 150C		*
1	101855	WARNING LAMP LABEL, ABS	1	1
2	12420301-017	RIVET, BLIND, .156 X 1/4 GRIP	4	4
3	155780	INFORMATION FOR TRL VIN	1	1
4	192208	DECAAL BOWTIE 6-3/4 X 11	2	2
5	196167	DECAL LANDOLL SMALL	2	2
6	196168	DECAL ARROW SMALL 2LH	2	2
7	196169	DECAL ARROW SMALL 2RH	2	2
8	196173	DECAL POWDERCOAT SMALL	1	1
9	196174	DECAL LANDOLL LARGE	2	2
10	196175	DECAL ARROW LARGE 4RH	2	2
11	196176	DECAL ARROW LARGE 4LH	2	2
12	196177	DECAL HIGHWAY L LARGE	2	2
13	199194	DECAL 135 TRAILER	3	--
14	199195	DECAL 150 TRAILER	--	3
15	-----	FRAME ASSY 135CX102 S/R GROTE	--	--
16	203257	DECAL, LETTER C 4-1/2 IN.	3	3
17	3-573-010085	DECAL, CONC LOAD 70000 LBS	--	2
18	3-573-010210	DECAL, TORQUE SPEC 8-10 STUD HUB	2	2
19	3-573-010349	DECAL, CAUTION 50K/10FT CONC LOAD	2	--
20	3-573-010350	DECAL, MAXIMUM PULL	2	2
21	3-573-010377	DECAL, 2 IN. REFLEXITE TAPE, RD/WHT	1032.5	1032.5
22	225948	DECAL, QR CODE 135, 150 BT SER	1	1

Frame Assemblies

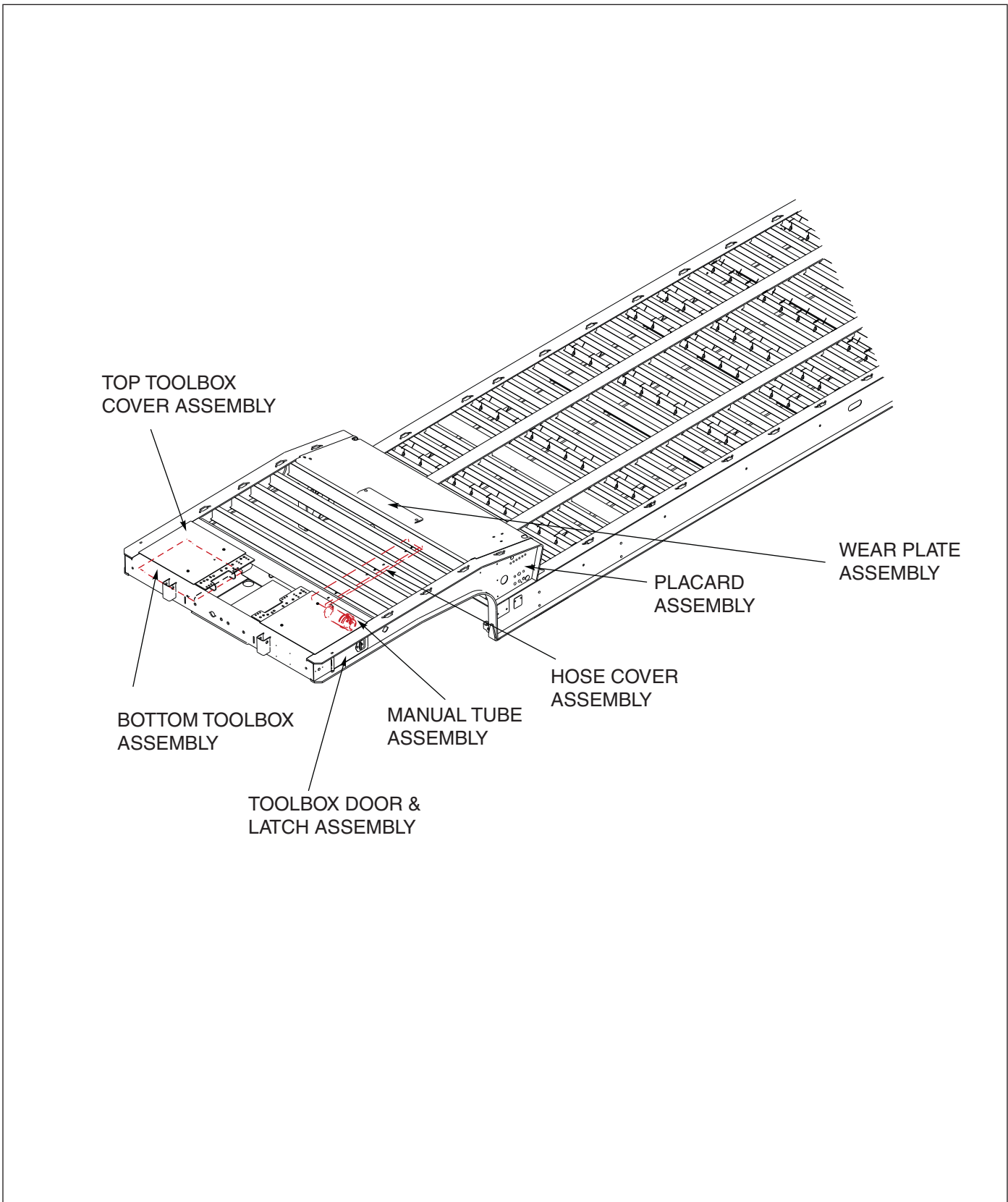


Figure 1-5: Frame Assembly (1 of 3)

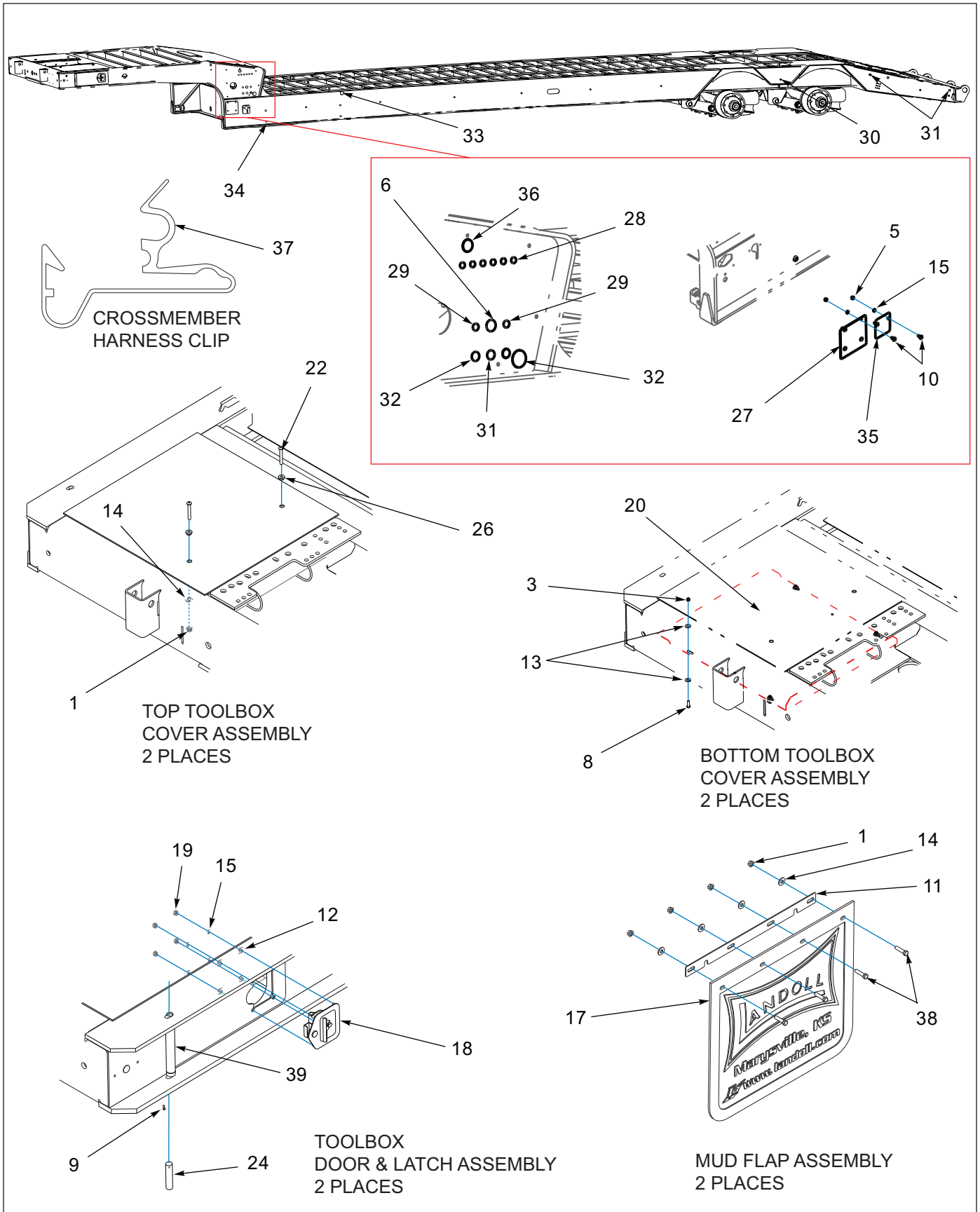


Figure 1-6: Frame Assembly (2 of 3)

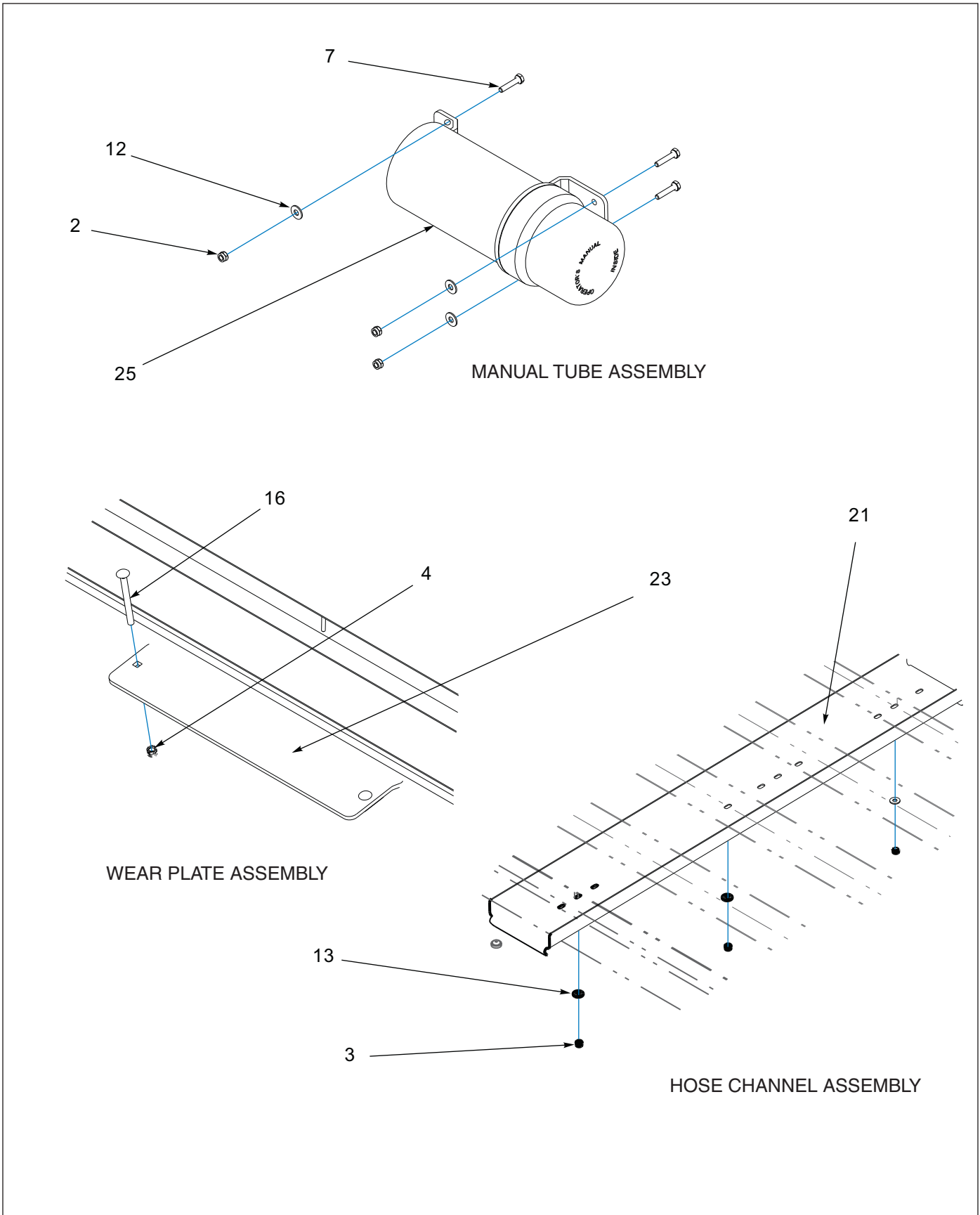


Figure 1-7: Frame Assembly (3 of 3)

Frame Assembly

ITEM	PART NUMBER	DESCRIPTION	QTY.
	210514	FRAME ASSY 135C - 40 A/R BT	--
	212671	FRAME ASSY 135C - 40 A/R LBT	--
	203264	FRAME ASSY 135C - 43X102 SP BR GRT	--
	203235	FRAME ASSY 135C - 43 S/R 235 SBT	--
	203237	FRAME ASSY 135C A/R GRT	--
	212698	FRAME ASSY 135C A/R 255	--
	202362	FRAME ASSY 135C - 45X102 SR BT GRT	--
	203283	FRAME ASSY 135C - 48X102 SR BR GRT	--
	209519	FRAME ASSY 135C - 48 AR HD RAMP	--
	210145	FRAME ASSY 135C - 48 SR B/T	--
	203265	FRAME ASSY 135C 48X102 - SR - 6RP	--
	203266	FRAME ASSY 135C 48X102 - AR	--
	203267	FRAME ASSY 135C 48X102 - AR - 6RP	--
	203228	FRAME ASSY 150C-45 A/R 255	--
	203242	FRAME ASSY 150C-45 A/R 235	--
	203268	FRAME ASSY 150C-45 S/R BT	--
	203269	FRAME ASSY 150C-48 S/R BT RMP	--
	203270	FRAME ASSY 150C-48 S/R BT	--
1	1-510-010001	NUT, 3/8-16 UNC FLANGE LOCK	12
2	1-512-010005-01	NUT, HEX, SLFLKG, 1/4-20 UNC, GRB	3
3	1-512-010005-03	NUT, HEX SLFLKG, 5/16-18 UNC GRB	11
4	1-512-010005-09	NUT, HEX SLFLKG 1/2-13 UNC, GRB	2
5	1-512-010005-05	NUT HEX 1/4-20 UNC GR2	9
6	1-578-010015-14	PLUG PLASTIC PANEL 1-1/8	1
7	180610	SCREW	6
8	1-654-010049-05	SCREW, HEX CP 5/16-18UNC X 1 GR5	8
9	1-654-010047-06	SCREW RDHD SLF/TPG #6-20 X 3/4	8
10	1-654-010158-1	SCREW, RDH SQ NCK 1/4-20X3/4	6
11	3-762-010017	CLAMP, MUD FLAP	2
12	1-861-010032-07	WASHER, FLAT ZP/CD, 1/4W	14
13	1-861-010032-09	WASHER, FLAT ZP/CD, 5/16W	19
14	1-861-010032-11	WASHER, FLAT ZP/CD, 3/8W	12
15	1-861-010034-09	WASHER, LKG, HLCL SPR, 1/4	14
16	100939	SCREW, RDH SQ NK, 1/2-13 X 5-1/4	2
17	3-485-010001	MUD FLAP, 21 IN	2
18	114814	LATCH, FOLDING T, LOCKABLE	2
19	115877	NUT HVY HEX 1/4-20 GR5	8
20	117544	PLATE, TOOLBOX BOTTOM, 410 G/N	2
21	117565	COVER, HOSE LOWER, 410 G/N	1
22	119146	SCREW, BHSC 3/8-16UNCX2-3/4	4
23	131196	PLATE, WINCH CABLE WEAR, U/D 400	1
24	135181	BUSHING, NYLATRON, TOOLBOX	4
25	150076	MANUAL HOLDER (4-1/2 IN ID)	2
26	805-2	BUSHING, STEP	4
27	189253	PLATE, COVER, WEIGH SCALE	1
28	189278	PLUG PLASTIC PANEL, 1/2-9/16	6
29	189279	PLUG, PLASTIC PANEL, 5/8	2
30	189280	PLUG, PLASTIC PANEL, 3/4	4

ILLUSTRATED PARTS LIST

Frame Assembly

ITEM	PART NUMBER	DESCRIPTION	QTY.
31	189281	PLUG, PLASTIC PANEL, 13/16	5
32	189282	PLUG, PLASTIC PANEL, 7/8	2
33	189284	PLUG, PLASTIC PANEL, 1-3/4/1-3/16	4
34	202355	PLUG, PLASTIC PANEL, 11/16	16
35	202825	PLATE, REMOTE CUTOUT COVER	1
36	203247	PLUG, PLASTIC PANEL, 1-3/16 & 1-1/4	1
37	187833	HARNESS CLIP, CROSS-MEMBER	--
38	1-654-010051-07	SCREW, HEX HEAD CAP 3/8-16 X 1-1/2 GR5	8
39	136352	DOOR WLDMT TOOLBOX 400 RMW	2
39	240517	GALV OF 136352 (DOOR)	2

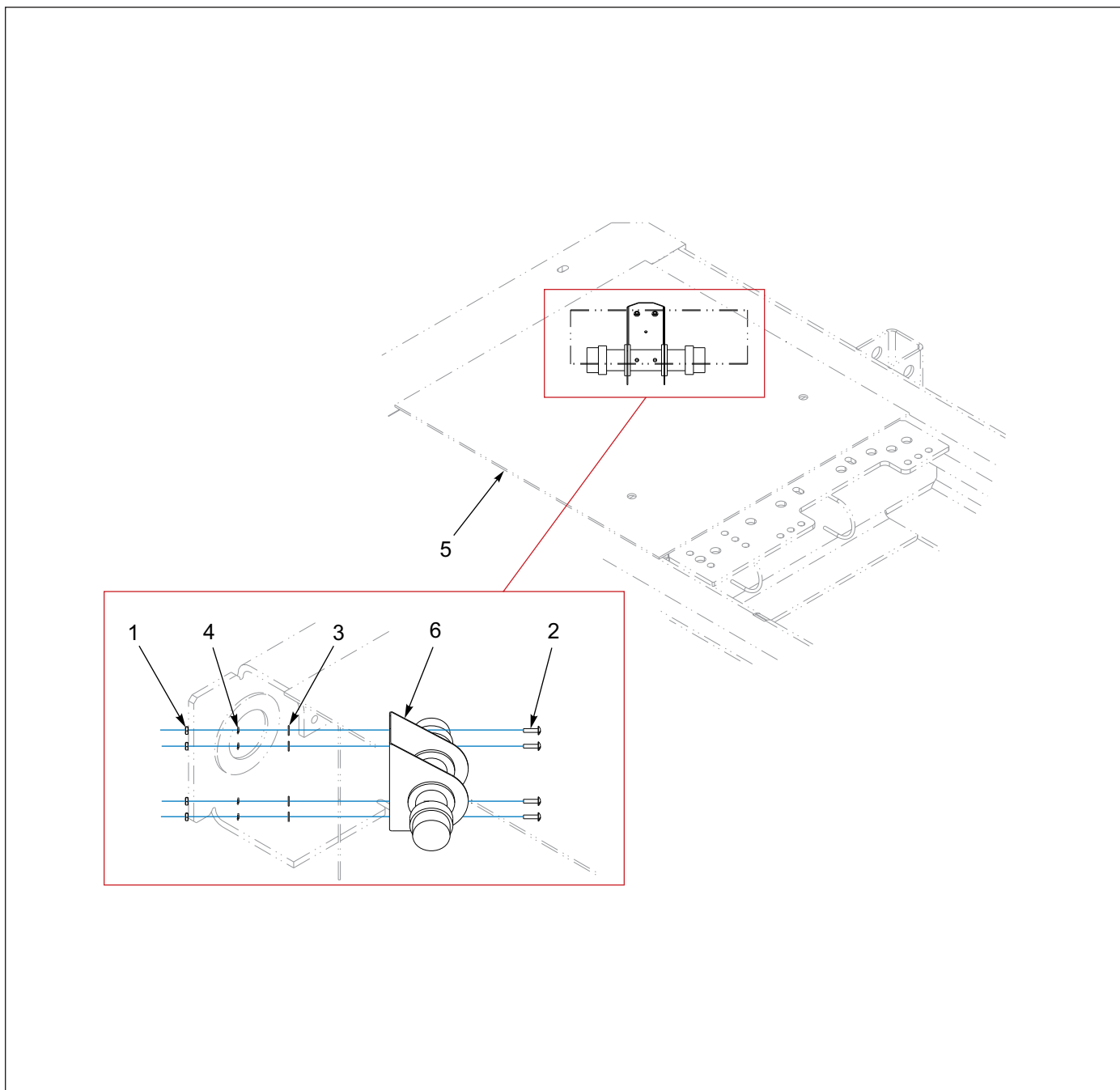


Figure 1-8: Registration Holder Installation

Registration Holder Installation

ITEM	PART NUMBER	DESCRIPTION	QTY.
	175989	REGISTRATION HOLDER INSTALLATION	--
1	1-512-010007-03	NUT, HEX LOCK 10-24	4
2	1-656-010003051	SCREW, RD HEAD SQ NECK 10-24 X 3/4	4
3	1-861-010032-03	WASHER, FLAT #10	4
4	1-861-010034-07	WASHER, FLAT #10	4
5	-----	GOOSENECK WELDMENT	--
6	174598	REGISTRATION CARD HOLDER	1

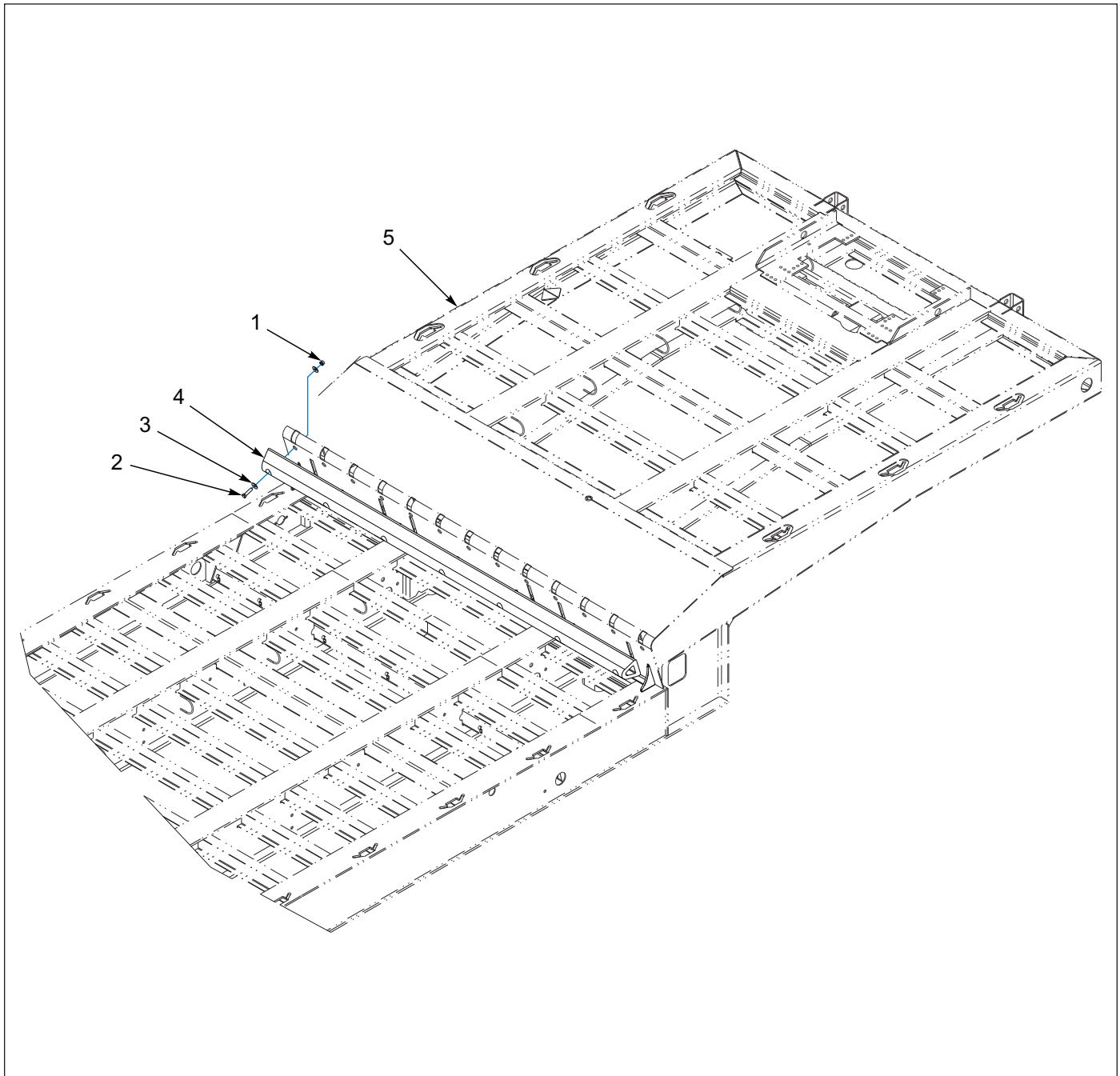


Figure 1-9: Bumper Stop, Rubber (OPTION)

Rubber Bumper Stop (OPTION)

ITEM	PART NUMBER	DESCRIPTION	QTY.
	133470	RUBBER BUMPER STOP	--
1	1-512-010005-09	NUT, HEX LOCK 1/2-13 GRB	7
2	1-654-010055-05	SCREW, HEX HEAD CAP 1/2-13 X 2 GR5	7
3	1-861-010032-15	WASHER, FLAT 1/2W	14
4	106611	BUMPER, REAR TRAILER	1
5	-----	FRAME WELDMENT	--

Air Ramp Assembly

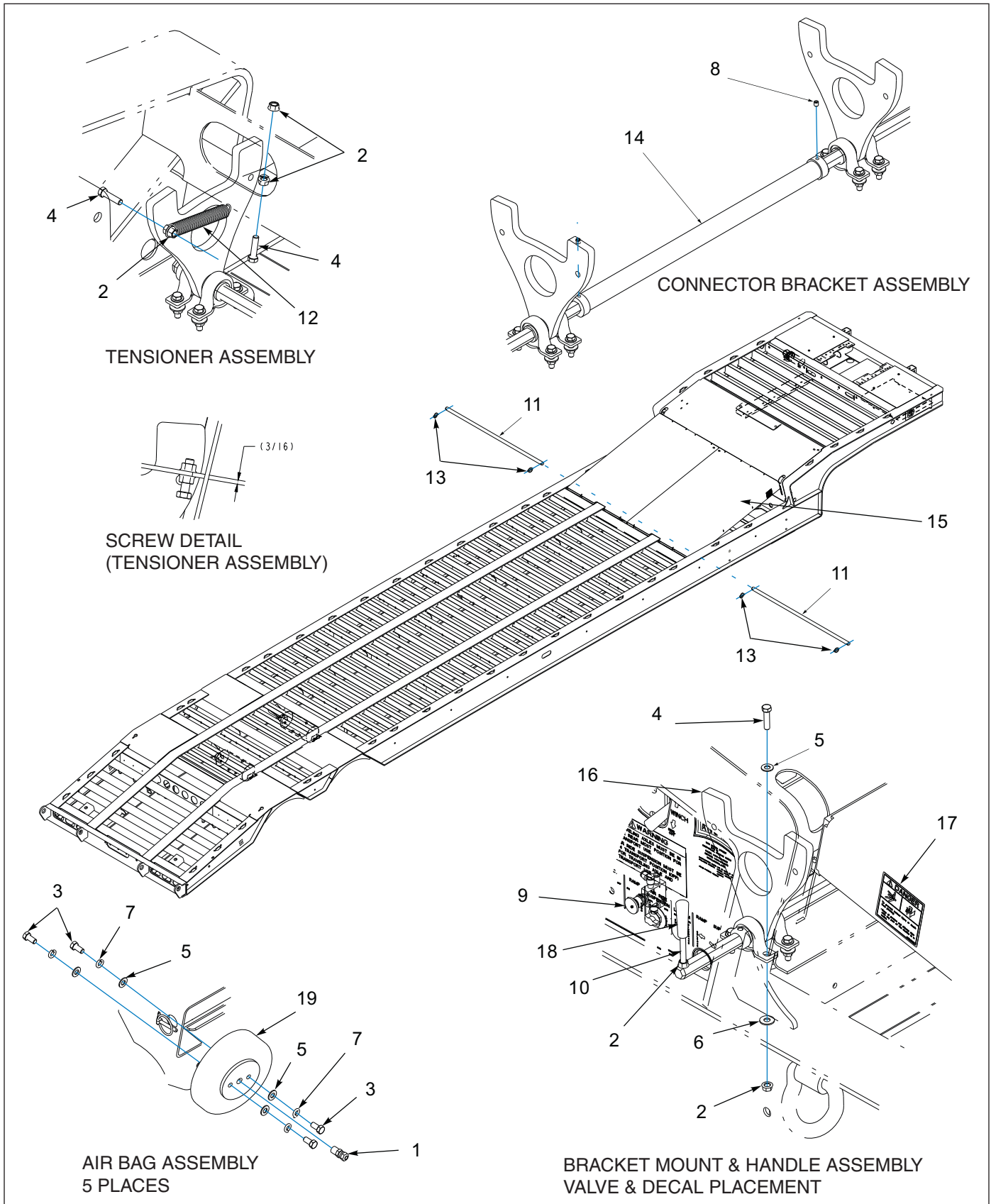


Figure 1-10: 6' Air Ramp - General Assembly

6' Air Ramp - General Assembly

ITEM	PART NUMBER	DESCRIPTION	QTY.
	139465	RAMP ASSY 6FT 900	--
1	1-297-010007-05	FITTING, AIR, 1/4TUBEX1/4NPT	5
2	1-510-010001	NUT, 3/8-16 FLANGE LOCK	29
3	1-654-010051-03	SCREW,HEX CAP,3/8-16UNCX3/4G5	20
4	1-654-010051-07	SCREW,HEX CAP,3/8-16UNCX1-1/2	26
5	1-861-010032-10	WASHER, FLAT 3/8" N ZP/CD	44
6	1-861-010032-11	WASHER, FLAT 3/8 W ZP/CD	24
7	1-861-010034-11	WASHER, LKG HLCL SPR, 3/8	20
8	107-0975	SCREW SET LOCK 5/16-18X3/8LG	2
9	107887	VALVE AIR PUSH BUTTON	1
10	108969	ROD,THREADED RAMP HDL	1
11	113532	PIN, RAMP HINGE 900	2
12	129985	SPRING EXTENSION 7/8X6X.091	1
13	134912	PIN, LYNCH 1/4 X 1-1/4	4
14	137069	COUPLER SHAFT RAMP LATCH	1
15	139464	RAMP WLDMT 6FT 930B D/D	1
16	141606	BRACKET ASSY 930 RAMP	1
17	2-573-010335	DECAL, DANGER PINCH POINT	2
18	3-360-010072	HANDLE PLASTIC BLACK	1
19	3-720-010042	SPRING AIR 6-1/2	5

ILLUSTRATED PARTS LIST

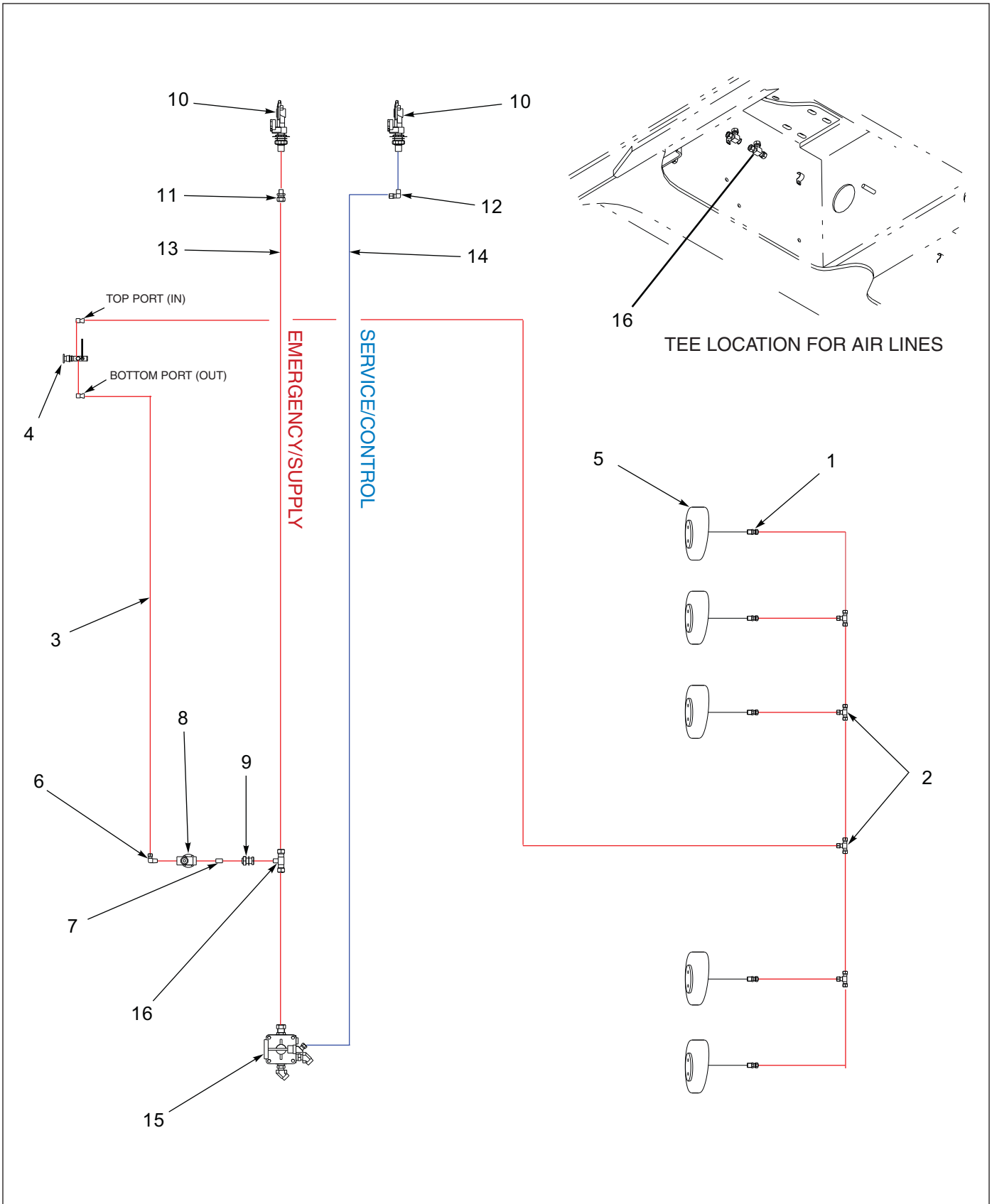


Figure 1-11: 6' Air Ramp - Air System

6' Air Ramp - Air System

ITEM	PART NUMBER	DESCRIPTION	QTY.
	139465	RAMP ASSY 6FT 900	--
1	1-297-010007-05	FITTING, AIR, 1/4TUBEX1/4NPT	5
2	1-297-010010-01	FITTING,AIR,UNION TEE 1/4	5
3	1-833-010001	TUBING NYLON 1/4 OD	23
4	107887	VALVE AIR PUSH BUTTON	1
5	3-720-010042	SPRING AIR 6-1/2	5
6	1-297-010008-07	FITTING, AIR, 90 1/4 TUBE X 1/4 NPT	1
7	1-297-010020-02	FITTING, BRASS PIPE, CL NIP 1/4	1
8	905-54-107	BRAKE PROTECTION VALVE	1
9	1-297-010022-02	FITTING, AIR ANCHR CPLG, 1/4 NPT	1
10	171320	CONNECTORS AIR/HYD (FLOW CONTROL)	--
11	1-297-010007-14	FITTING, AIR 1/2 TUBE X 1/4 NPT	--
12	1-297-010008-18	FITTING, AIR 90 3/8TUBEX1/4NPT	--
13	1-833-010003	TUBING NYLON 1/2 OD	--
14	1-833-010002	TUBING NYLON 3/8 OD	--
15	141607	VALVE ASSY AIR BOOSTER	--
16	1-297-010015-09	FITTING, AIR, BR TEE 1/2T - 1/4 P	--

Ramp Assemblies - Short Tail

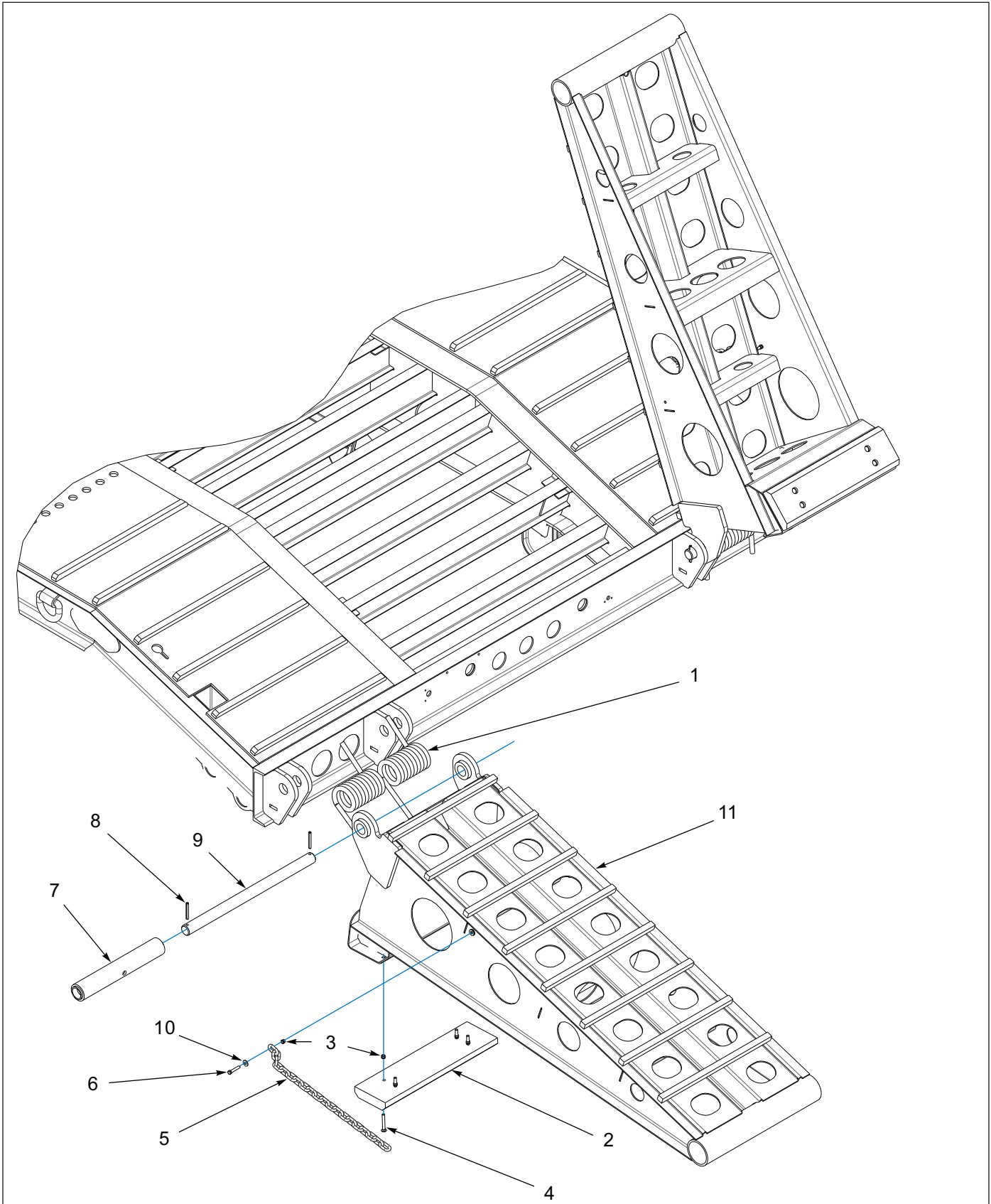


Figure 1-12: Ramp Assemblies Short Tail (1 of 3)

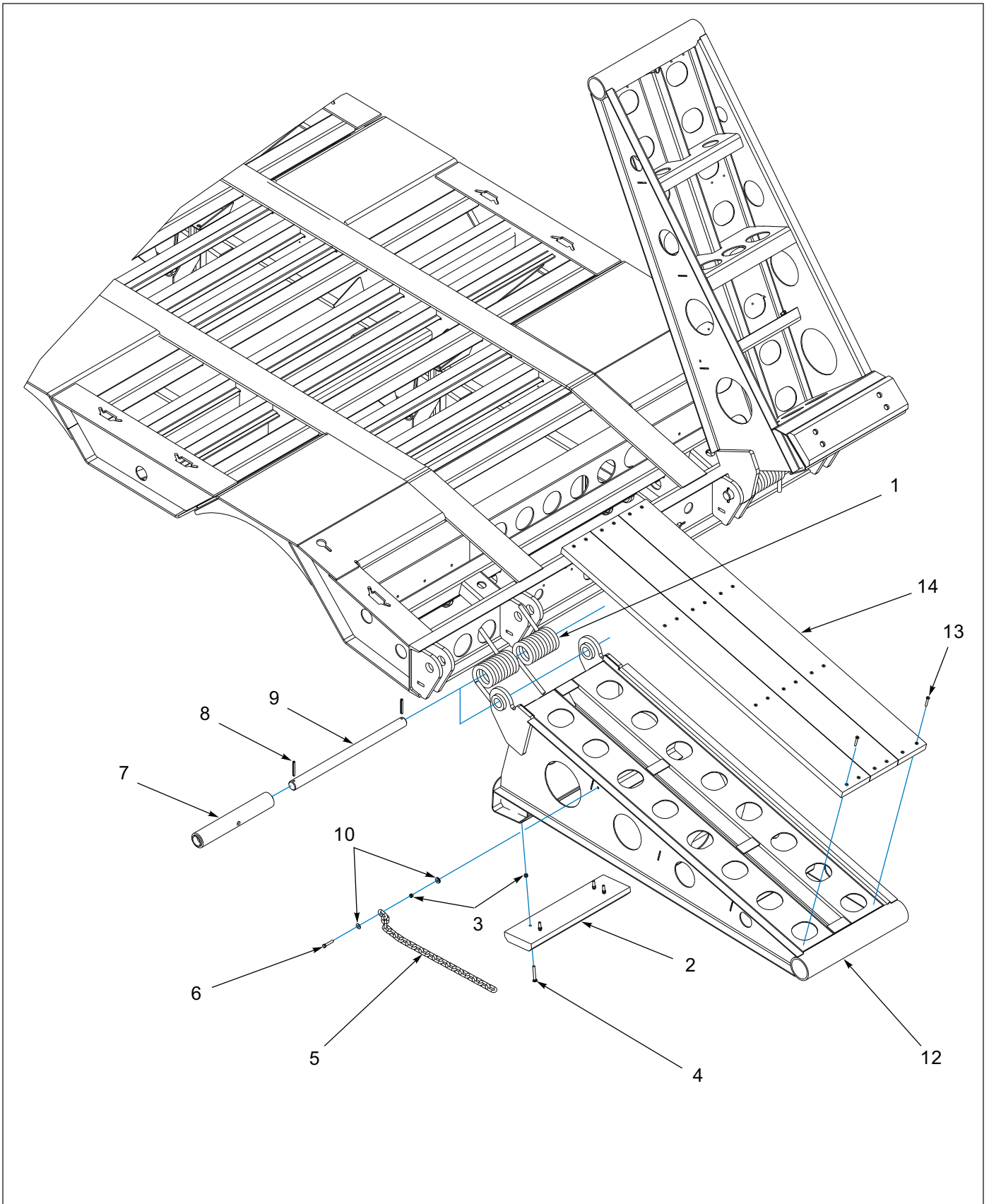


Figure 1-13: Ramp Assemblies Short Tail (2 of 3)

Ramp Assemblies Short Tail

ITEM	PART NUMBER	DESCRIPTION	QTY.		
	151845	RAMP INSTL MACK 35T	*		
	160699	RAMP INSTL MACK FOR WOOD		*	
	160705	RAMP CNTR INSTL FOR WOOD			*
1	199173	SPRING TORSION RAMP MYERS	4	4	2
2	155720	BLOCK WOOD RAMP MACK TRL	2	2	1
3	1-512-010005-05	NUT, HEX, SLFLKG, 3/8-16 UNC, GRB	10	10	5
4	123403	SCREW, RDHD SQNK, 3/8-16UNCX3	8	8	4
5	3-174-010018028	CHAIN, 3/8 X 28	2	2	1
6	1-654-010051-09	SCREW, HEX, 3/8-16UNCX2, GR5	2	2	1
7	151882	TUBE WLDMT SPRING SUPPORT MACK 35T	2	2	1
8	1-647-010004259	ROLL PIN, SLTD, 3/8X3	4	4	2
9	151861	PIN HINGE RAMP MACK 35T	2	2	1
10	1-861-010032-11	WASHER, FLAT, ZP/CD, 3/8W	8	8	4
11	151851	RAMP WLDMT, MACK 35T	2	--	--
12	160698	RAMP WLDMT, MACK FOR WOOD	--	2	1
13	158732	SCREW, TORQUE 5/16X2-1/4 ZP	--	48	24
14	RWD39000	APITONG, 1-3/8 X 7.08 (BY THE FOOT)	--	37	19

Ramp Assembly - Long Tail

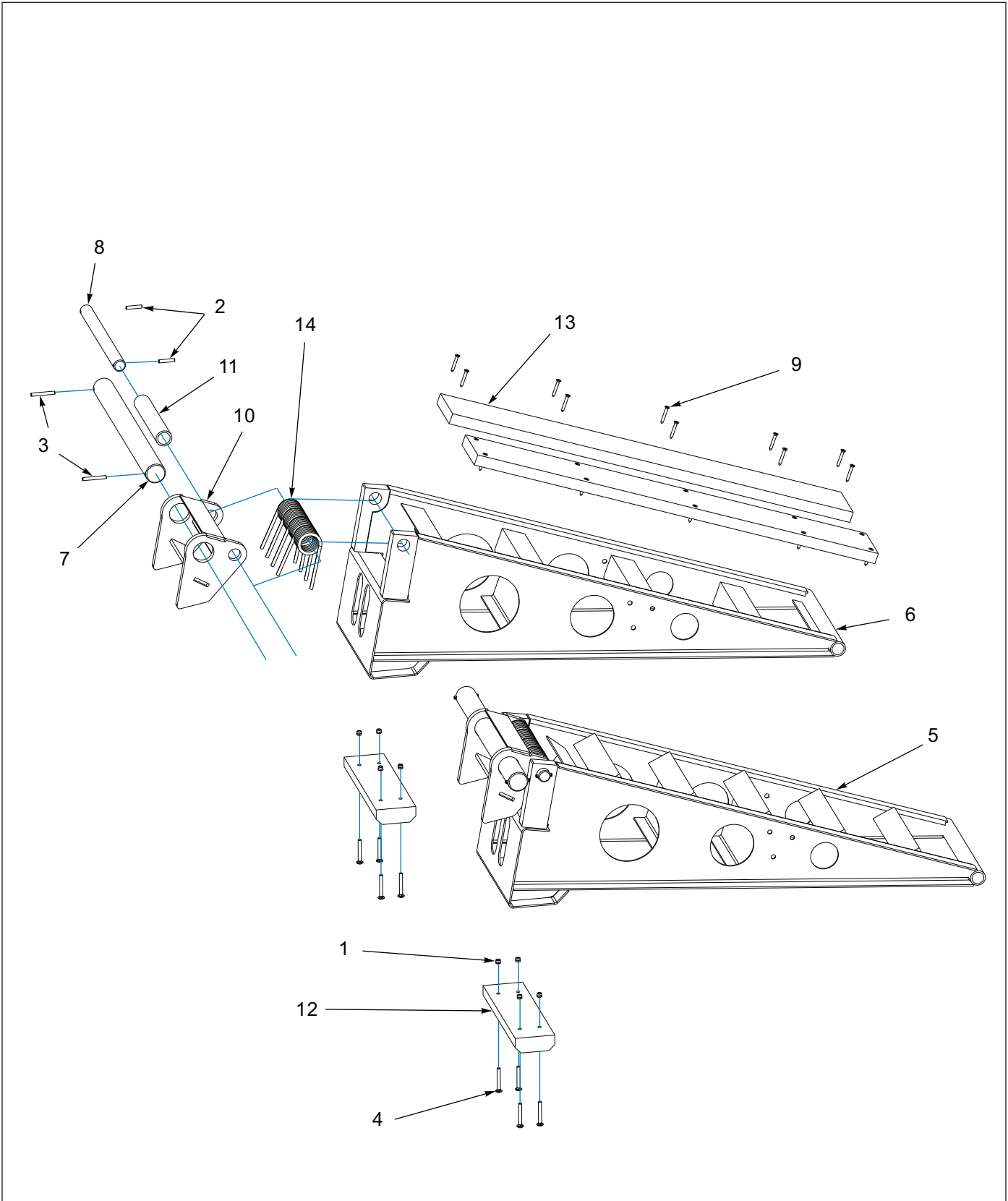


Figure 1-15: Ramp Assembly - Long Tail Option

Ramp Assembly - Long Tail Option

ITEM	PART NUMBER	DESCRIPTION	QTY.			
	136891	RAMP ASSY, SELF CLEANING 135	*			
	13696	RAMP ASSY, WOOD FILLED 135	*			
	194389	RAMP ASSY, SELF CLEANING 255 TIRES	*			
	194390	RAMP ASSY, WOOD FILLED, 255 TIRES	*			
1	1-512-010005-05	NUT, HEX, SLFLKG, 3/8-16 UNC, GRB	--	--	8	8
2	1-647-010004255	ROLL PIN, SLTD, 3/8X2	4	4	4	4
3	1-647-010004259	ROLL PIN, SLTD, 3/8X3	4	4	4	4
4	123403	SCREW, RDHD SQNK, 3/8-16UNCX3	--	--	8	8
5	136900	RAMP WLDMT, SELF CLEAN 135A	2	--	2	--
6	136907	RAMP WLDMT, WOOD FILLED 135A	--	2	--	2
7	137503	PIN, HINGE RAMP 2-1/2 IN	2	2	2	2
8	137504	PIN, HINGE RAMP 1-1/2 IN	2	2	2	2
9	158732	SCREW, TORQUE, 5/16X2-1/4 ZP	--	40	--	40
10	173680	HINGE WLDMT 135B	2	2	2	2
11	174607	TUBE, RD, 2X1-9/16X12-1/4 BLACK	2	2	2	2
12	194388	BLOCK, WOOD RAMP	--	--	2	2
13	RWD39000	WOOD 1-3/8 X 6-7/8 APITONG (BY THE FOOT)	--	18	--	18
14	3-720-010084	SPRING, TORSION TAG RAMP	8	8	8	8

Upper Deck Ramp Assembly

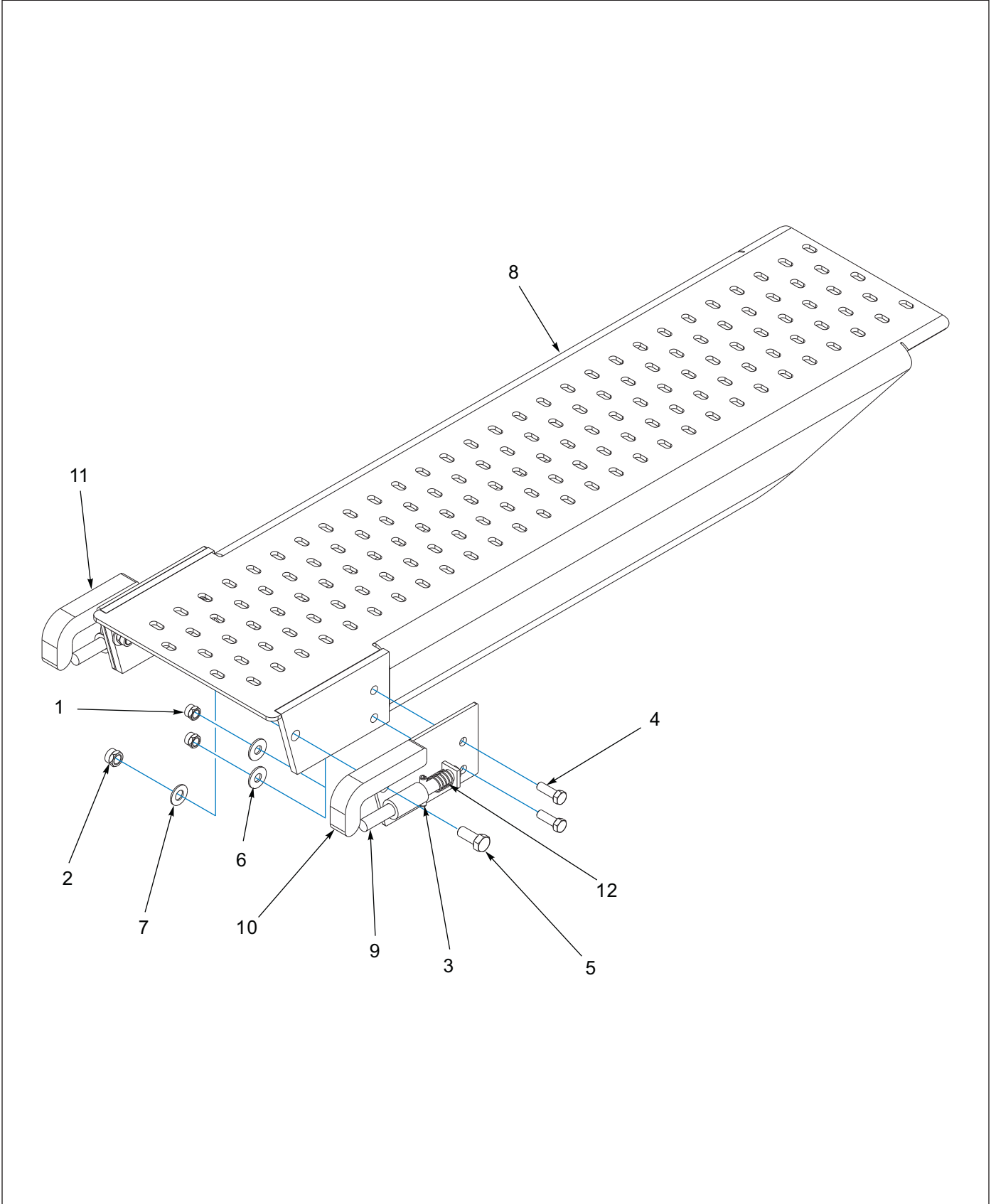


Figure 1-16: Upper Deck Ramp Assembly

Upper Deck Ramp Assembly

ITEM	PART NUMBER	DESCRIPTION	QTY.
	212690	UPR DK RAMP ASSY 135C	--
1	1-512-010005-09	NUT, HEX, SLFLKG 1/2-13 GRB	8
2	1-512-010005-13	NUT, HEX, SLFLKG, 5/8-11 GRB	4
3	1-647-010004255	ROLL PIN, SLTD, 3/8X2	4
4	1-654-010055-03	SCREW, HEX, 1/2-13UNCX1-1/2 GR5	8
5	1-654-010059-03	SCREW, HEX, 5/8-11UNCX1-1/2 GR5	4
6	1-861-010032-15	WASHER, FLAT, ZP/CD, 1/2W	8
7	1-861-010032-18	WASHER, FLAT, ZP/CD, 5/8W	4
8	212693	UPPER DECK RAMP WLDMT 135C	2
9	3-557-010116	LOCK PINS, RAMPS	4
10	3-619-010065	LEFT HOOK ASSY, 360 ALUM RAMPS	2
11	3-619-010066	RIGHT HOOK ASSY, 360 ALUM RAMPS	2
12	CO-975-74-2000	SPRING, COMPRESSION	4

Hydraulic Electrical Air

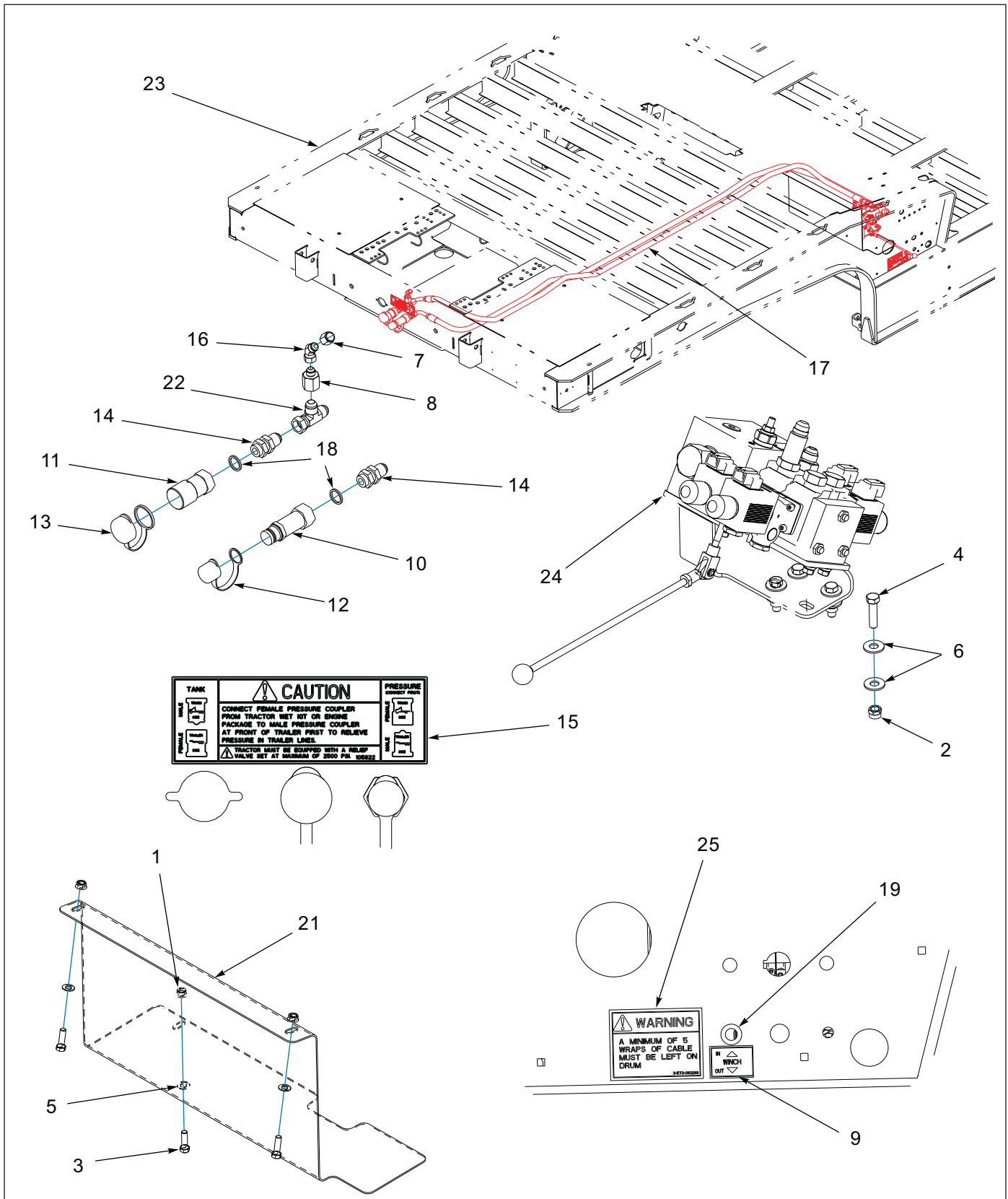


Figure 1-17: Hydraulic General Assembly

Hydraulic General Assembly

ITEM	PART NUMBER	DESCRIPTION	QTY.
	203206	HYD SYS 135C W/WINCH NO RMT	--
1	1-510-010001	NUT, FLG HD, SERR, 3/8-16 UNC	3
2	1-512-010005-05	NUT, HEX, SLFLKG, 3/8-16UNC, GRB	4
3	1-654-010051-06	SCREW, HEX, 3/8-16UNCX1-1/4 GR5	3
4	1-654-010051-07	SCREW, HEX, 3/8-16UNCX1-1/2 GR5	4
5	1-861-010032-10	WASHER, FLAT, ZP/CD, 3/8N	8
6	1-861-010032-11	WASHER, FLAT, ZP/CD, 3/8W	1
7	102-0323	ADAPTER, #8 JIC CAP NUT	1
8	102-1112	REDUCER 12X8 JIC	1
9	105281	DECAL 825 CONTROLS	1
10	105479	COUPLER FLAT FACE MALE NOSE (SEE PAGE 1-30) (BEFORE 03/01/2022 - SILVER BODY)	1
10	239677	COUPLER FL FACE ISO -12 MALE (SEE PAGE 1-30) (AFTER 03/01/2022 - BLACK BODY)	1
11	105480	COUPLER FLAT FACE FEMALE BODY (SEE PAGE 1-30) (BEFORE 03/01/2022)	1
11	239678	COUPLER FL FACE ISO -12 FEMALE (SEE PAGE 1-30) (AFTER 03/01/2022)	1
12	105481	COUPLER DUST CAP MALE (BEFORE 03/01/2022)	1
12	239679	DUST CAP -12 ISO MALE COUPLER (AFTER 03/01/2022)	1
13	105482	COUPLER DUST CAP FEMALE (BEFORE 03/01/2022)	1
13	239680	DUST CAP FEMALE COUPLER -12ISO (AFTER 03/01/2022)	1
14	105483	ADAPTER BLKHD 12JIC-12 O-RING	2
15	105822	DECAL, HYD COUPLER (BEFORE 03/01/2022 REQ 1 EACH - AFTER NO LONGER USED)	--
16	121031	FITTING, 45EL #8M X #8F 375SWL	1
17	136224	HOSE ASSY, 3/4X136 SAE37	2
18	169365	SPACER HYDR COUPLERS (USED BEFORE 02/01/202, REQ 2 EACH - AFTER HEX RETAINER WELDED TO FRAME)	--
19	178444	BUSHING, NYLATRON INSERT 9/16 ID	1
20	189282	PLUG, PLASTIC PANEL, 7/8 (NOT SHOWN)	1
21	195725	SHIELD, VALVE 900	1
22	203102-12-12S	ADAPER, TEE, #12, SAE37 SWIVL	1
23	203207	FRAME WLDMT, 135B	--
24	203255	VALVE ASSY 2-SPOOL CONTROL	1
25	3-573-010299	DECAL, WARNING, WINCH CABLE	1

ILLUSTRATED PARTS LIST

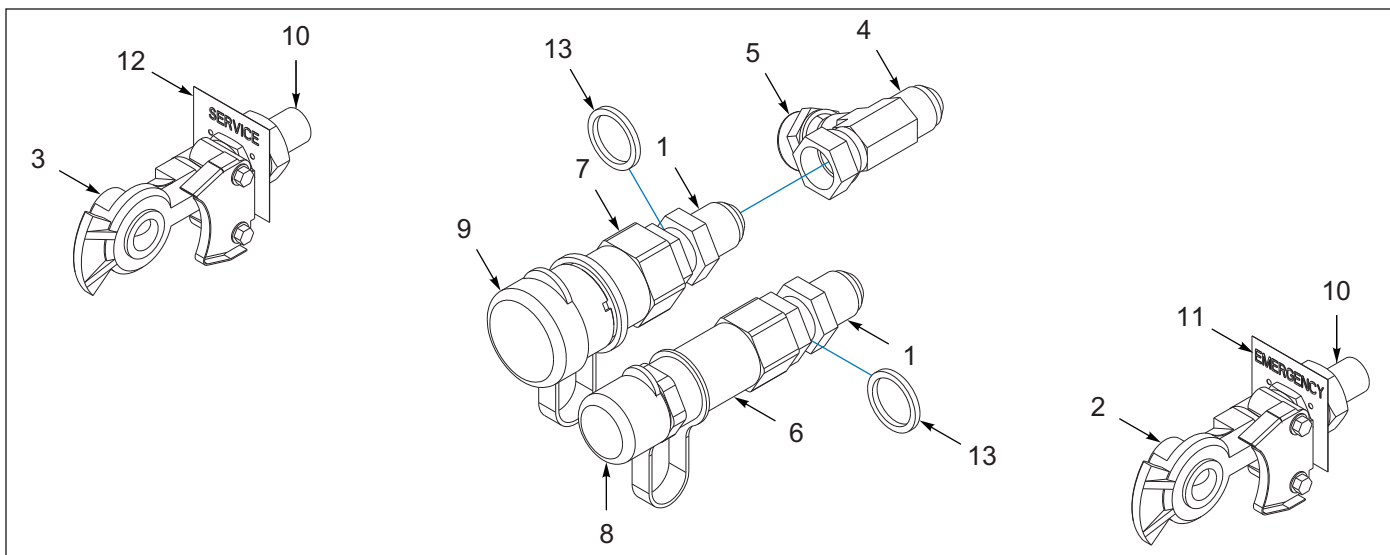


Figure 1-18: Connectors - Front Sub Assembly

Connectors - Front Sub Assembly

ITEM	PART NUMBER	DESCRIPTION	QTY.
	143163	CONNECTORS FRONT SUB ASSY (INCLUDES ITEMS 1-12) (BEFORE 03/01/2022 - AFTER 03/15/2020 DISCONTINUED)	--
	238642	COUPLERS ISO FRONT SUB ASSY (INCLUDES ITEMS 1-12) (AFTER 03/01/2022 - REPLACES 143163)	--
1	105483	ADAPTER BLKHD 12JIC-12 ORING	2
2	108801	GLAD HAND-RED-AIR (INCLUDES SEAL 209133)	1
3	108802	GLAD HAND-BLUE-AIR (INCLUDES SEAL 209133)	1
4	203102-12-12S	ADAPTER,TEE, #12, SAE37 SWIVL	1
5	210292-12S	JIC CAP NUT #12	1
6	105479	COUPLER FLAT FACE MALE NOSE (BEFORE 03/01/2022 - SILVER BODY) (SEAL KIT 111089, INCLUDES SLIPPER SEAL, O-RING, AFTER 03/01/2022 KIT DISCONTINUED)	1
6	239677	COUPLER FL FACE ISO -12 MALE (AFTER 03/01/2022 - BLACK BODY) (SEAL KIT 238634, INCLUDES BACK-UP RING, O-RING, AFTER 03/01/2022 - NEW MALE KIT)	1
7	105480	COUPLER FLAT FACE FEMALE BODY (BEFORE 03/01/2022) (SEAL KIT 111090, INCLUDES VALVE ASSEM, SEALING SLEEVE, BACK-UP RING, O-RING, AFTER 03/01/2022 KIT DISCONTINUED)	1
7	239678	COUPLER FL FACE ISO -12 FEMALE (AFTER 03/01/2022) (NON-REPARABLE)	1
8	105481	COUPLER DUST CAP MALE (BEFORE 03/01/2022)	1
8	239679	DUST CAP -12 ISO MALE COUPLER (AFTER 03/01/2022)	1
9	105482	COUPLER DUST CAP FEMALE (BEFORE 03/01/2022)	1
9	239680	DUST CAP FEMALE COUPLER -12ISO (AFTER 03/01/2022)	1
10	55B61	FRAME UNION	2
11	55B61-6	TAG EMER LINE VELVAC 035025	1
12	55B61-7	TAG SERVICE LINE VELVC 035026	1
13	169365	SPACER HYDR COUPLERS (USED BEFORE 02/01/202, REQ 2 EACH - AFTER HEX RETAINER WELDED TO FRAME)	--

Valves

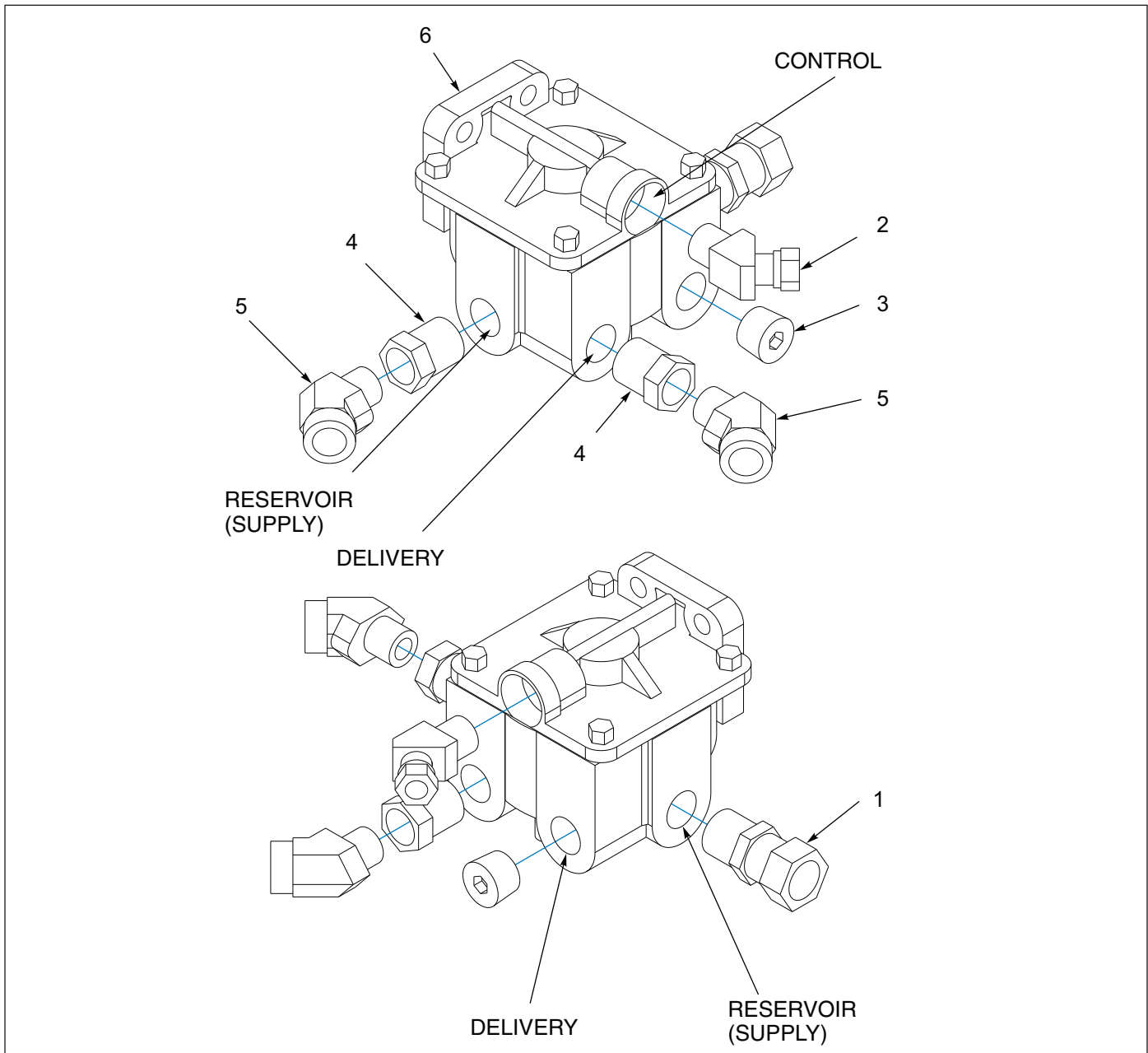


Figure 1-19: Valve Assembly - Air Booster

Valve Assembly - Air Booster

ITEM	PART NUMBER	DESCRIPTION	QTY.
	141607	VALVE ASSY AIR BOOSTER	--
1	1-297-010007-16	FITTING AIR 1/2TUBEX1/2 NPT	1
2	1-297-010013-12	FITTING AIR 45 M/ELB3/8TX3/8P	1
3	1-560-010002-04	PLUG, PIPE, 1/2NPT	1
4	2081-8-6S	REDUCER 1/2NPT X 3/8NPT	2
5	2088-6-6S	ADAPTER 45 3/8MPTX3/8FPT	2
6	3-843-010038	VALVE,AIR RELAY FAST AIR BAL	1

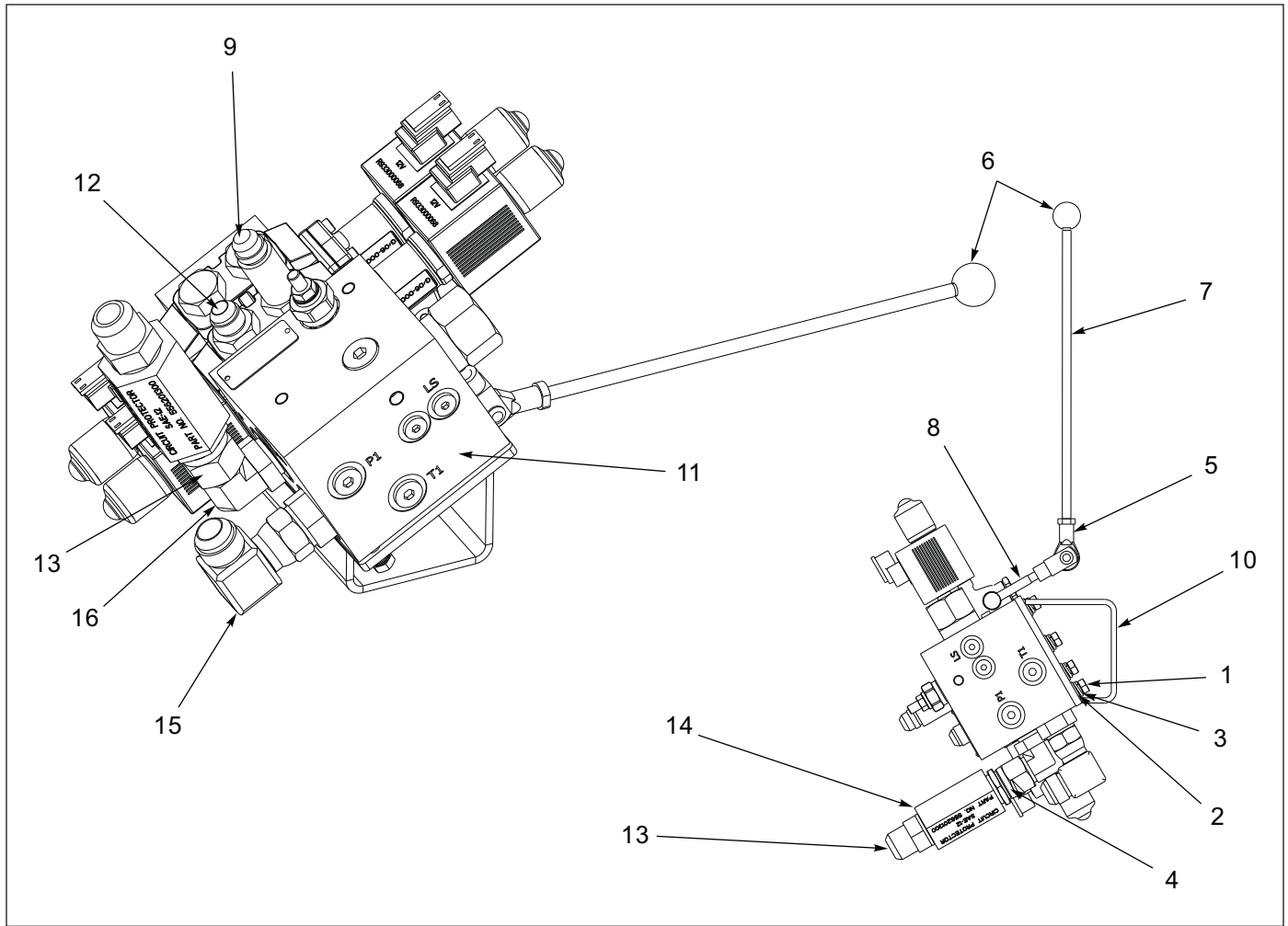


Figure 1-20: Valve Assembly - 2 Spool Control

Valve Assembly - 2 Spool Control

ITEM	PART NUMBER	DESCRIPTION	QTY.
	194395	VALVE ASSY 2-SPOOL CONTROL	--
1	1-654-010049-03	SCREW HX CP 5/16-18UNCX3/4GR5	4
2	1-861-010032-08	WASHER,FLAT 5/16 ZP	4
3	1-861-010034-10	WASHER,LKG 5/16	4
4	120660	ADAPTER, #12-O/R FEM-#12FL ML	1
5	186875	CLEVIS JOINT, ROD ENDS M8X1.25	2
6	186877	KNOB, 1 IN ROUND, M8X1.25 THD	2
7	191849	RED HANDLE	2
8	186902	STUD M8X1.25X65MM, DBL THD	2
9	189285	ADAPTER STR LING #10ORB #8JMIC	2
10	194396	MOUNT WLDMT 2-SPOOL VALVE	1
11	194402	VALVE 2-SPOOL	1
12	202702-10-8S	ADAPTER, #10 O-RING #8 TUBE	2
13	202702-12-12S	ADAPTER, STR, #12 O-RING - #12 TUBE	2
14	204124	FILTER HYD IN-LINE MAGNETIC SAE#12	1
15	2062-12-12S	ADAPTER, 90, #12 O-RING #12 TUBE	1
16	2071-12-12S	ADAPTER, 90, #12FLR SWVL #12JIC	1

ILLUSTRATED PARTS LIST

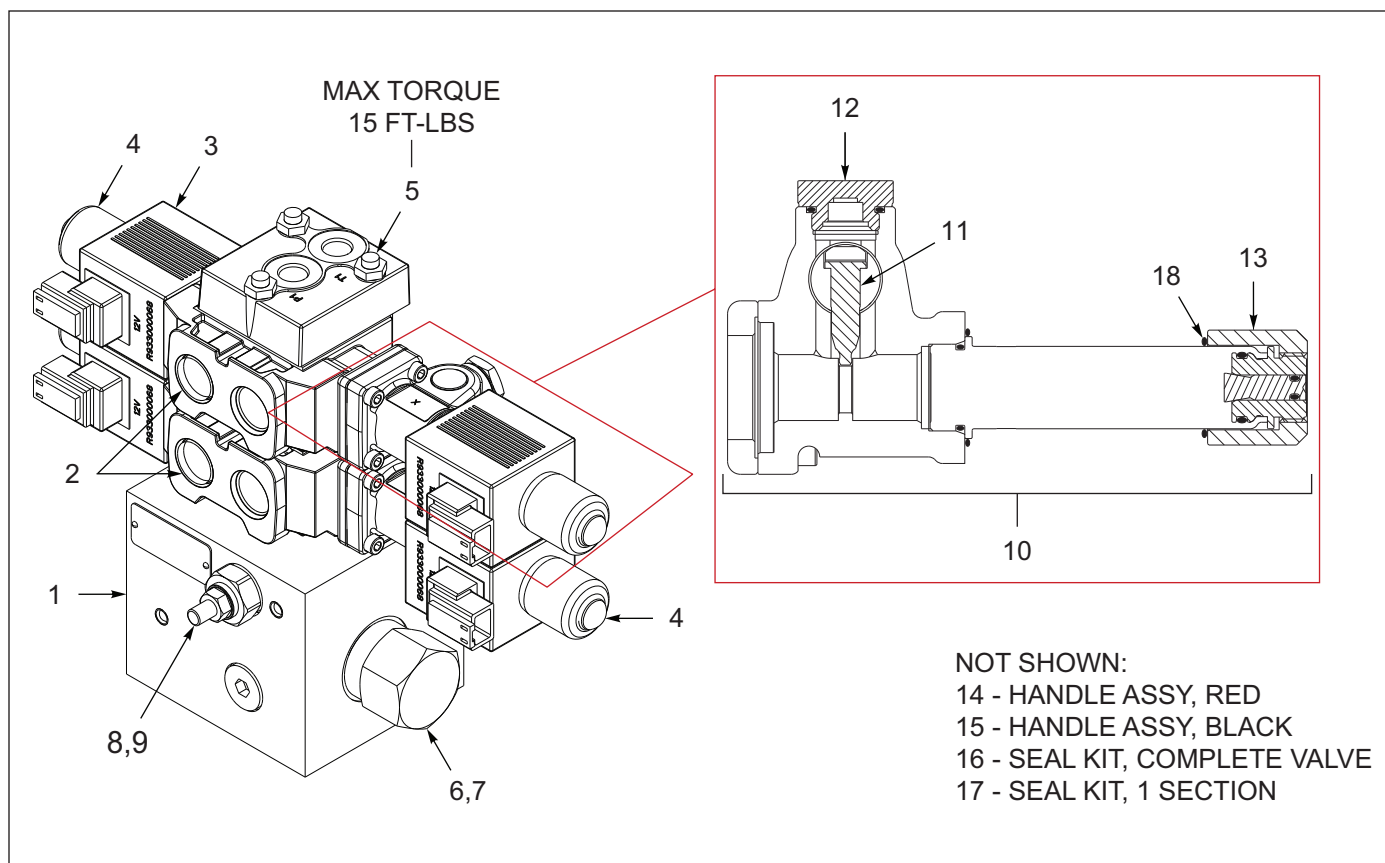


Figure 1-21: Valve Assembly - 2 Spool Solenoid

Valve Assembly - 2 Spool Solenoid

ITEM	PART NUMBER	DESCRIPTION	QTY.
	194402	VALVE 2-SPOOL	--
1	191847	INLET, REXROTH VALVE	1
2	191848	SECTION, SOLENOID, MOTOR, 20GPM	2
3	193400	SOLENOID, COIL, DUETSCH	4
4	193401	BOOT RUBBER, SOLE, MANUAL OVRDE	4
5	194403	BOLT KIT, 3 SPOOL VALVE	1
6	193444	CARTRIDGE, BI-PASS COMPENSATOR	1
7	193445	SEAL KIT, BI-PASS COMPENSATOR	1
8	193446	CARTRIDGE, LOAD SENSE RELIEF	1
9	193447	SEAL KIT, LOAD SENSE RELIEF	1
10	208390	KIT COMPLETE LEVER BOX K-22144 (INCLUDES ITEMS 11-13 & SCREWS)	2
11	204189	SET SCREW HANDLE ACTUATOR BALL (INCLUDED WITH ITEM 10)	2
12	208391	PLUG LEVER BOX (INCLUDED WITH ITEM 10)	2
13	208392	COIL NUT LEVER BOX (INCLUDED WITH ITEM 10)	2
14	191849	HANDLE, RED, 12", M8-125 THREAD (INCLUDES ROD & KNOB)	1
15	191850	HANDLE, BLACK, 12", M8-125 THREAD (INCLUDES ROD & KNOB)	1
16	216601	SEAL KIT COMPLETE REXROTH VALV (INCLUDES ITEMS 17-18) (FITS 1, 2, 3, 4 & 5 VALVE ASSEMBLIES)	1
17	193442	SEAL KIT, 1 SECTION, 3 SEALS (INCLUDED WITH ITEM 16)	5
18	193443	SEAL KIT, SOLENOID, 2 SEALS (INCLUDED WITH ITEM 16)	3

Electrical

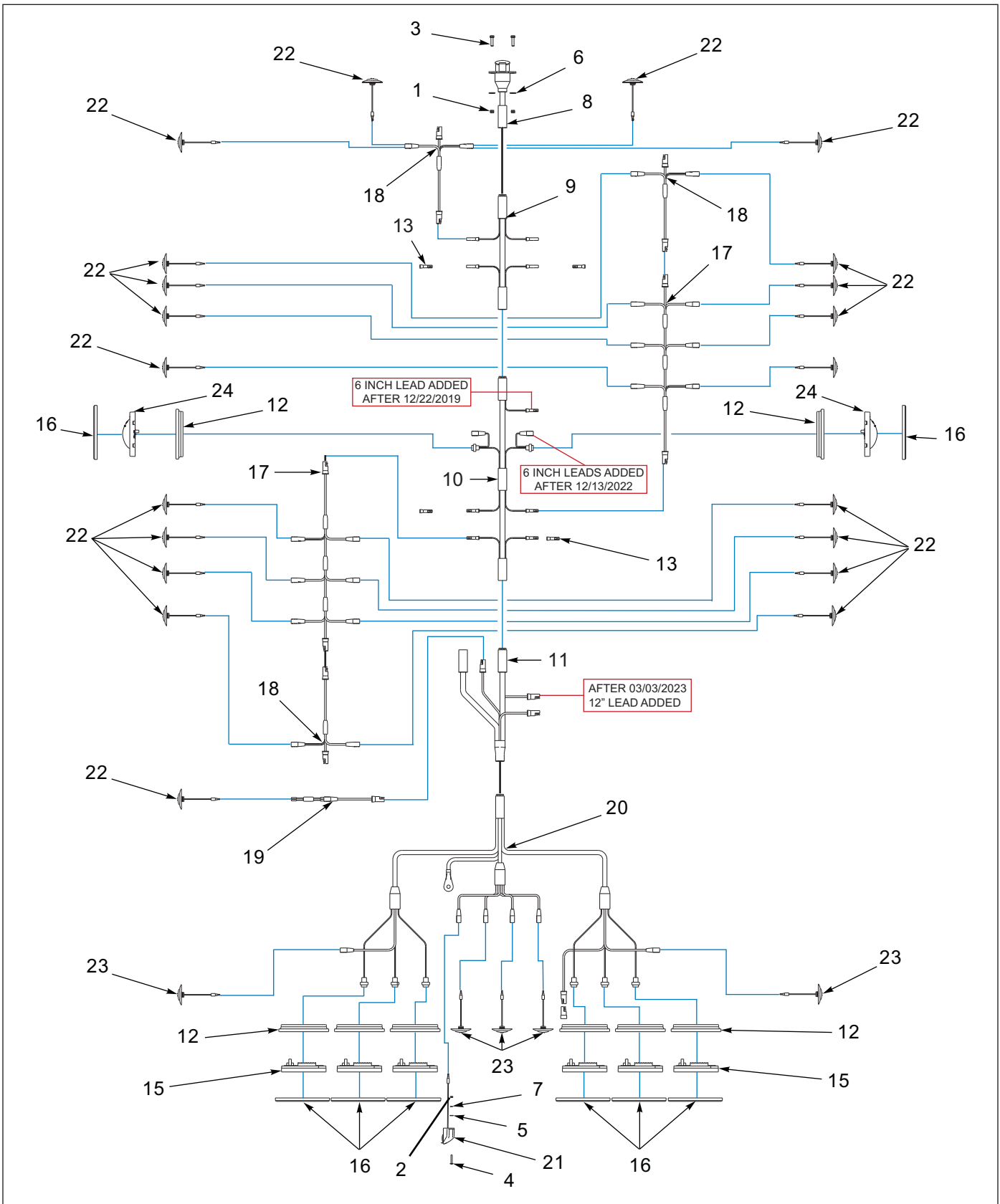


Figure 1-22: Electrical System

Electrical System

ITEM	PART NUMBER	DESCRIPTION	QTY.		
	203221	FRAME ASSY, 135CX102 S/R GROTE (REF ONLY)	*		
	203229	FRAME ASSY, 135C-102-SR-6RP (REF ONLY)		*	
	203231	FRAME ASSY, 135C-102-AR-6FT RP (REF ONLY)		*	
	203235	FRAME ASSY, 135C A/R 225 TIRE	*		
	203237	FRAME ASSY, 135C A/R GROTE	*		
	212671	FRAME ASSY, 135C-40 A/R LBT			*
1	1-512-010005-03	NUT, HEX, SLFLKG, 5/16-18UNC GRB	2	2	2
2	1-512-010007-03	NUT, HEX, #10-24 UNC, GR2	2	2	2
3	1-654-010049-06	SCREW, HEX, 5/16-18UNCX1-1/4 GR5	2	2	2
4	1-656-010003055	SCREW, RDHD MACH #10-24X1-1/4	2	2	2
5	1-861-010032-03	WASHER, FLAT ZP/CD #10	2	2	2
6	1-861-010032-09	WASHER, FLAT ZP/CD, 5/16W	2	2	2
7	1-861-010034-07	WASHER, LKG, HLCL SPR, #10	2	2	2
8	143100	HARNESS, 7-WAY RECP GROTE	1	1	1
9	143101	HARNESS, FRONT MAIN GROTE	1	1	1
10	143102	HARNESS, BED MAIN GROTE	1	1	1
11	143103	HARNESS ECHAIN GROTE (AFTER 03/03/2023, 12" LEAD ADDED)	1	1	1
12	143114	GROMMET OVAL GROTE (BEFORE 01/02/2020)	8	8	8
12	213296	FLANGE CHROME FLAT OBLONG (AFTER 01/02/2020)	8	8	8
13	143121	DUMMY PLUG MALE/FEM BULLETT	--	--	--
14	143123	GREASE, DIELECTRIC (NOT SHOWN)	--	--	--
15	179902	LIGHT S/T/T RED CLEAR LENS GRT (BEFORE 01/02/2020)	6	6	6
15	213295	LIGHT CLEAR LENS S/T/T (AFTER 01/02/2020)	6	6	6
16	180570	COVER CHROME OBLONG GROMMET (OBSOLETE AFTER 01/02/2020)	8	8	8
17	187856	HARNESS, MARKER MID DECK	2	2	2
18	187857	HARNESS, MARKER ADDITION	2	3	2
19	187858	HARNESS, ABS LAMP MICRONOVA (BEFORE 08/18/2020)	1	1	1
19	200037	HARNESS ABS LIGHT SHORT (AFTER 08/18/2020)	1	1	1
20	187859	HARNESS, BUMPER MICRONOVA	1	1	1
21	187860	LIGHT ASSY, LICENSE LED GROTE	1	1	1
22	187863	LIGHT YEL LED.75CL/MK CLEAR CB (BEFORE 01/02/2020)	19	21	15
22	213297	LIGHT YEL CLEAR LENS MKR (AFTER 01/02/2020)	19	21	15
23	187864	LIGHT RED LED.75CL/MK CLEAR CB (BEFORE 01/02/2020)	5	5	5
23	213298	LIGHT RED CLEAR LENS MKR (AFTER 01/02/2020)	5	5	5
24	187868	LIGHT, MIDTURN LED CLEAR LENS	2	2	2
25	43029	HOSE WRAP, AERO1/4 (NOT SHOWN)	3	3	3

ILLUSTRATED PARTS LIST

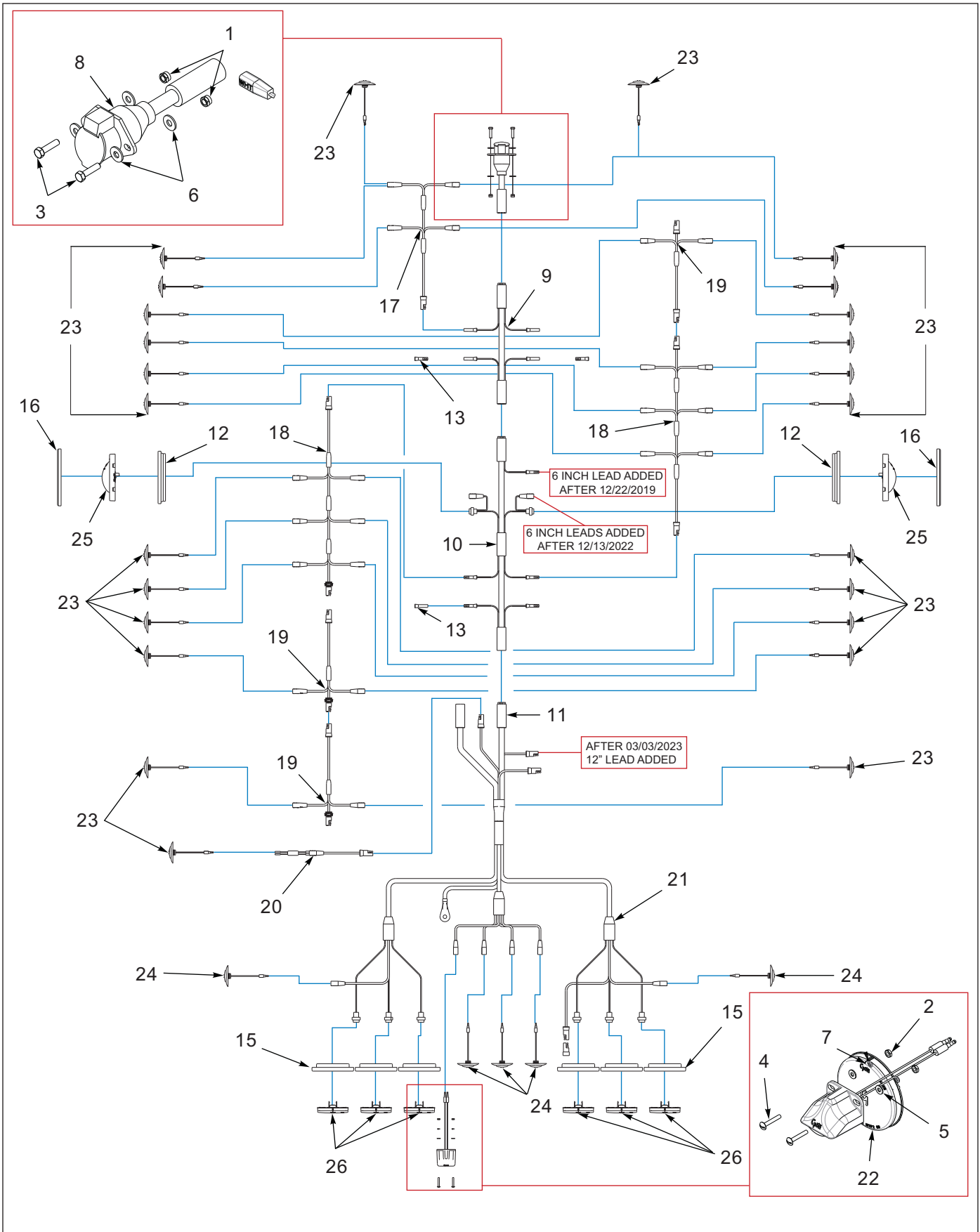


Figure 1-23: Electrical - Continued

Electrical - Continued

ITEM	PART NUMBER	DESCRIPTION	QTY.		
	209517	FRAME ASSY, 135C-48-18-HD RMP (REF ONLY)	*		
	210144	FRAME ASSY, 135C-48-SR RMP (REF ONLY)		*	
	210501	FRAME ASSY, 135C-40-AR B/T (REF ONLY)			*
1	1-512-010005-03	NUT, HEX, SLFLKG, 5/16-18UNC GRB	2	2	2
2	1-512-010007-03	NUT, HEX, #10-24 UNC, GR2	2	2	2
3	1-654-010049-06	SCREW, HEX, 5/16-18UNCX1-1/4 GR5	2	2	2
4	1-656-010003055	SCREW, RDHD MACH #10-24X1-1/4	2	2	2
5	1-861-010032-03	WASHER, FLAT ZP/CD #10	2	2	2
6	1-861-010032-09	WASHER, FLAT ZP/CD, 5/16W	4	4	4
7	1-861-010034-07	WASHER, LKG, HLCL SPR, #10	2	2	2
8	143100	HARNESS, 7-WAY RECP GROTE	1	1	1
9	143101	HARNESS, FRONT MAIN GROTE	1	1	1
10	143102	HARNESS, BED MAIN GROTE	1	1	1
11	143103	HARNESS ECHAIN GROTE	1	1	1
		(AFTER 03/03/2023, 12" LEAD ADDED)			
12	143114	GROMMET OVAL GROTE (BEFORE 01/02/2020)	2	2	2
12	213296	FLANGE CHROME FLAT OBLONG (AFTER 01/02/2020)	2	2	2
13	143121	DUMMY PLUG MALE/FEM BULLETT	--	--	--
14	143123	GREASE, DIELECTRIC (NOT SHOWN)	.50	.50	.50
15	144680	GROMMET, 4IN ROUND GROTE	6	6	6
16	180570	COVER CHROME OBLONG GROMMET (OBSOLETE AFTER 01/02/2020)	2	2	2
17	187855	HARNESS, MARKER UPPER DECK	1	1	1
18	187856	HARNESS, MARKER MID DECK	2	2	2
19	187857	HARNESS, MARKER ADDITION	3	3	--
20	187858	HARNESS, ABS LAMP MICRONOVA (BEFORE 08/18/2020)	1	1	1
20	200037	HARNESS ABS LIGHT SHORT (AFTER 08/18/2020)	1	1	1
21	187859	HARNESS, BUMPER MICRONOVA	1	1	1
22	187860	LIGHT ASSY, LICENSE LED GROTE	1	1	1
23	187863	LIGHT YEL LED.75CL/MK CLEAR CB (BEFORE 01/02/2020)	25	25	19
23	213297	LIGHT YEL CLEAR LENS MKR (AFTER 01/02/2020)	25	25	19
24	187864	LIGHT RED LED.75CL/MK CLEAR CB (BEFORE 01/02/2020)	5	5	5
24	213298	LIGHT RED CLEAR LENS MKR (AFTER 01/02/2020)	5	5	5
25	187868	LIGHT, MIDTURN LED CLEAR LENS	2	2	2
26	209536	LHT RED LED 4IN S/T/T GROTE CLR	6	6	6
27	43029	HOSE WRAP AEROQUIP 1/4 (NOT SHOWN)	3	3	3

ILLUSTRATED PARTS LIST

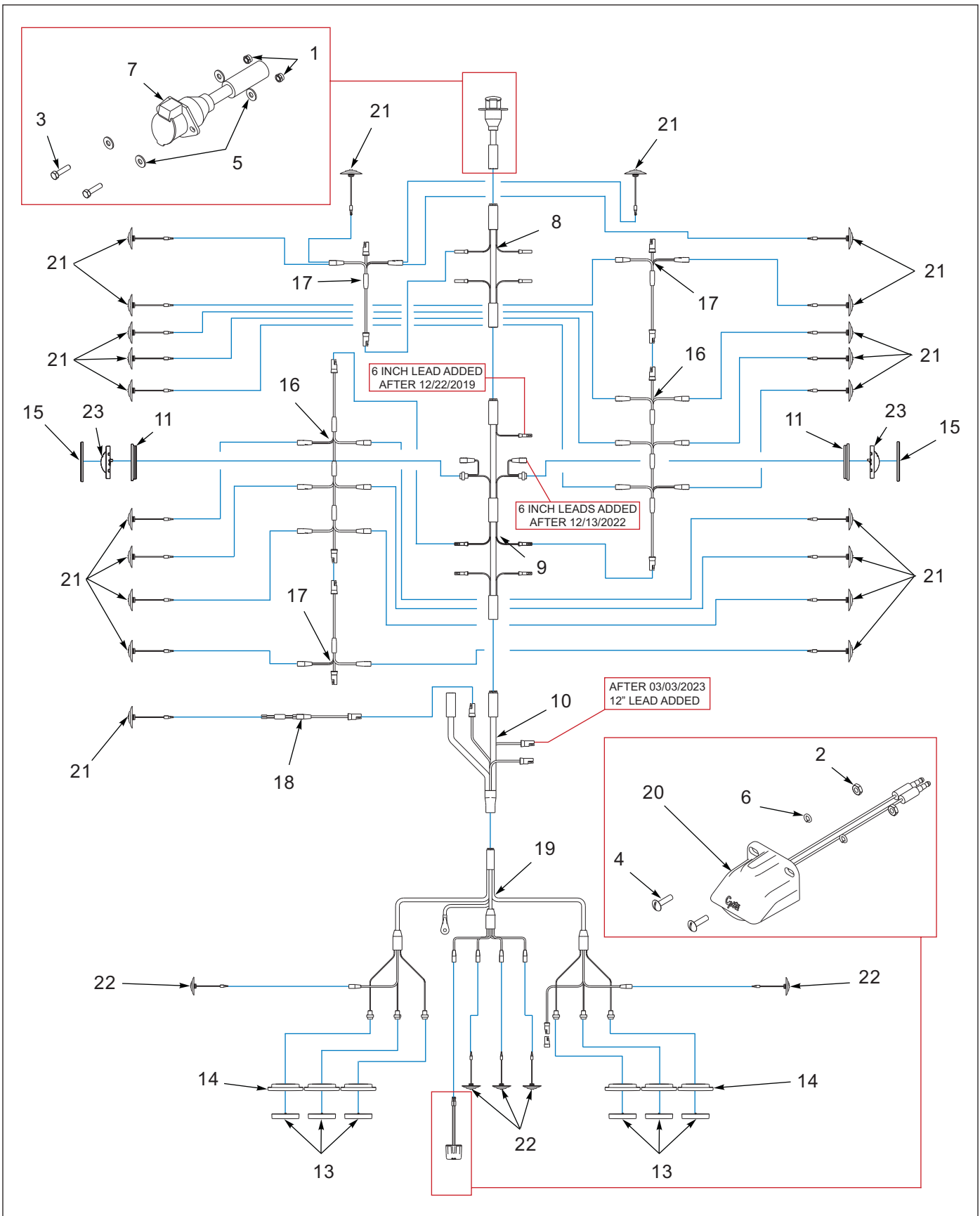


Figure 1-24: Electrical - Continued

Electrical - Continued

ITEM	PART NUMBER	DESCRIPTION	QTY.		
	203234	FRAME ASSY, 150C S/R BT (REF ONLY)	*		
	203242	FRAME ASSY, 150C-45 A/R 235	*		
	203228	FRAME ASSY, 150C-45 A/R 255 TIRE	*		
1	1-512-010005-03	NUT, HEX, SLFLKG, 5/16-18UNC GRB	2	2	2
2	1-512-010007-03	NUT, HEX, #10-24 UNC, GR2	2	2	2
3	1-654-010049-06	SCREW, HEX, 5/16-18UNCX1-1/4 GR5	2	2	2
4	1-861-010032-09	WASHER, FLAT ZP/CD, 5/16W	2	--	--
5	1-861-010034-07	WASHER, LKG, HLCL SPR, #10	1	2	2
6	143100	HARNESS, 7-WAY RECP GROTE	1	1	1
7	143101	HARNESS, FRONT MAIN GROTE	1	1	1
8	143102	HARNESS, BED MAIN GROTE	1	1	1
9	143103	HARNESS ECHAIN GROTE (AFTER 03/03/2023, 12" LEAD ADDED)	1	1	1
10	143114	GROMMET OVAL GROTE (BEFORE 01/02/2020)	2	2	2
10	213296	FLANGE CHROME FLAT OBLONG (AFTER 01/02/2020)	2	2	2
11	143121	DUMMY PLUG MALE/FEM BULLETT	--	--	--
12	143123	GREASE, DIELECTRIC (NOT SHOWN)	.50	.50	.50
13	144680	GROMMET, 4IN ROUND GROTE	6	6	6
14	180570	COVER CHROME OBLONG GROMMET (OBSOLETE AFTER 01/02/2020)	2	2	2
15	187856	HARNESS, MARKER MID DECK	2	2	2
16	187857	HARNESS, MARKER ADDITION	3	2	2
17	187858	HARNESS, ABS LAMP MICRONOVA (BEFORE 08/18/2020)	1	1	1
18	187859	HARNESS, BUMPER MICRONOVA	1	1	1
18	200037	HARNESS ABS LIGHT SHORT (AFTER 08/18/2020)	1	1	1
19	187860	LIGHT ASSY, LICENSE LED GROTE	1	1	1
20	187863	LIGHT YEL LED.75CL/MK CLEAR CB (BEFORE 01/02/2020)	21	19	19
20	213297	LIGHT YEL CLEAR LENS MKR (AFTER 01/02/2020)	21	19	19
21	187864	LIGHT RED LED.75CL/MK CLEAR CB (BEFORE 01/02/2020)	5	5	5
21	213298	LIGHT RED CLEAR LENS MKR (AFTER 01/02/2020)	5	5	5
22	187868	LIGHT, MIDTURN LED CLEAR LENS	2	2	2
23	43029	HOSE WRAP AEROQUIP 1/4 (NOT SHOWN)	3	3	3
24	144679	LIGHT RED LED 4IN S/T/T GROTE	6	6	6

ILLUSTRATED PARTS LIST

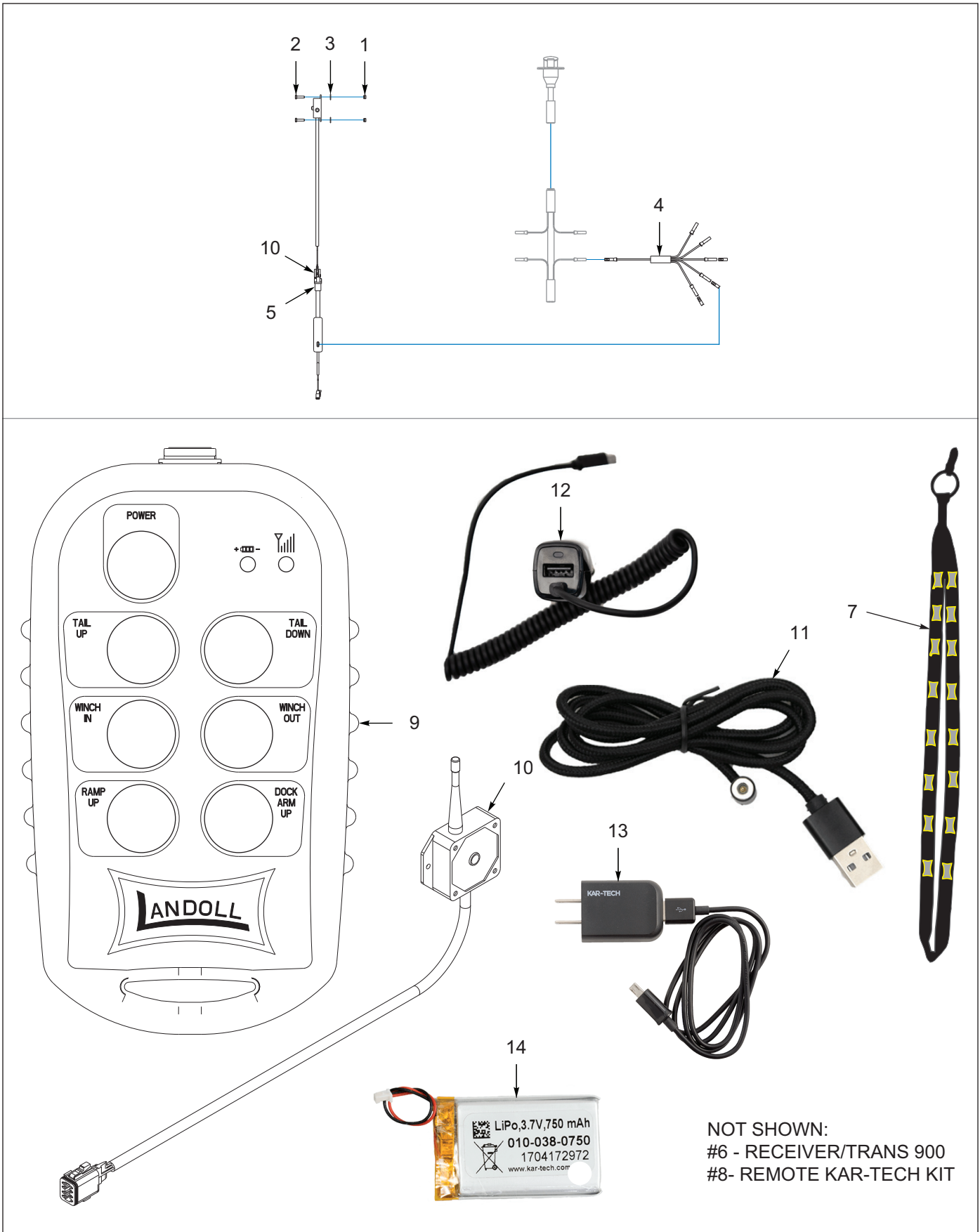


Figure 1-25: Wireless Remote Assembly, Kar-Tech

Wireless Remote Assembly, Kar-Tech

ITEM	PART NUMBER	DESCRIPTION	QTY.
	203240	REMOTE ASSY 135/15 (INCLUDES ITEMS 1-6)	- -
1	1-512-010005-01	NUT,HEX,SLFLKG GRB 1/4-20	2
2	1-654-010047-06	SCREW,HX CP 1/4-20UNCX1 GR5	2
3	1-861-010032-07	WASHER,FLAT 1/4 ZP	2
4	150093	HARNESS 5 AUX BRANCHES GROTE	1
5	186882	HARNESS,CONTROL VALVE,DUETSCH	1
6	168649	RECEIVER/TRANS MACRO KAR 900 (INCLUDES ITEMS 7-8)	1
7	168979	LANYARD LANDOLL	1
8	168977	RECEIVER/TRANS MACRO KAR SL AX (INCLUDES ITEMS 9-12)	1
9	168978	TRANSMITTER MACRO 900	1
10	175583	RECEIVER ASSY KAR-TECH	1
11	235291	CHARGER 12V TO MAGNETIC USB (REQUIRES ITEM 12)	1
12	168976	CAR CHARGER 12V TO MICRO USB (REQUIRES ITEM 11)	1
13	168982	CHARGER 120V TO MICRO USB (NOT INCLUDED)	1
14	197460	BATTERY REPLACE KARTECH MACRO (NOT INCLUDED)	1

Grease System

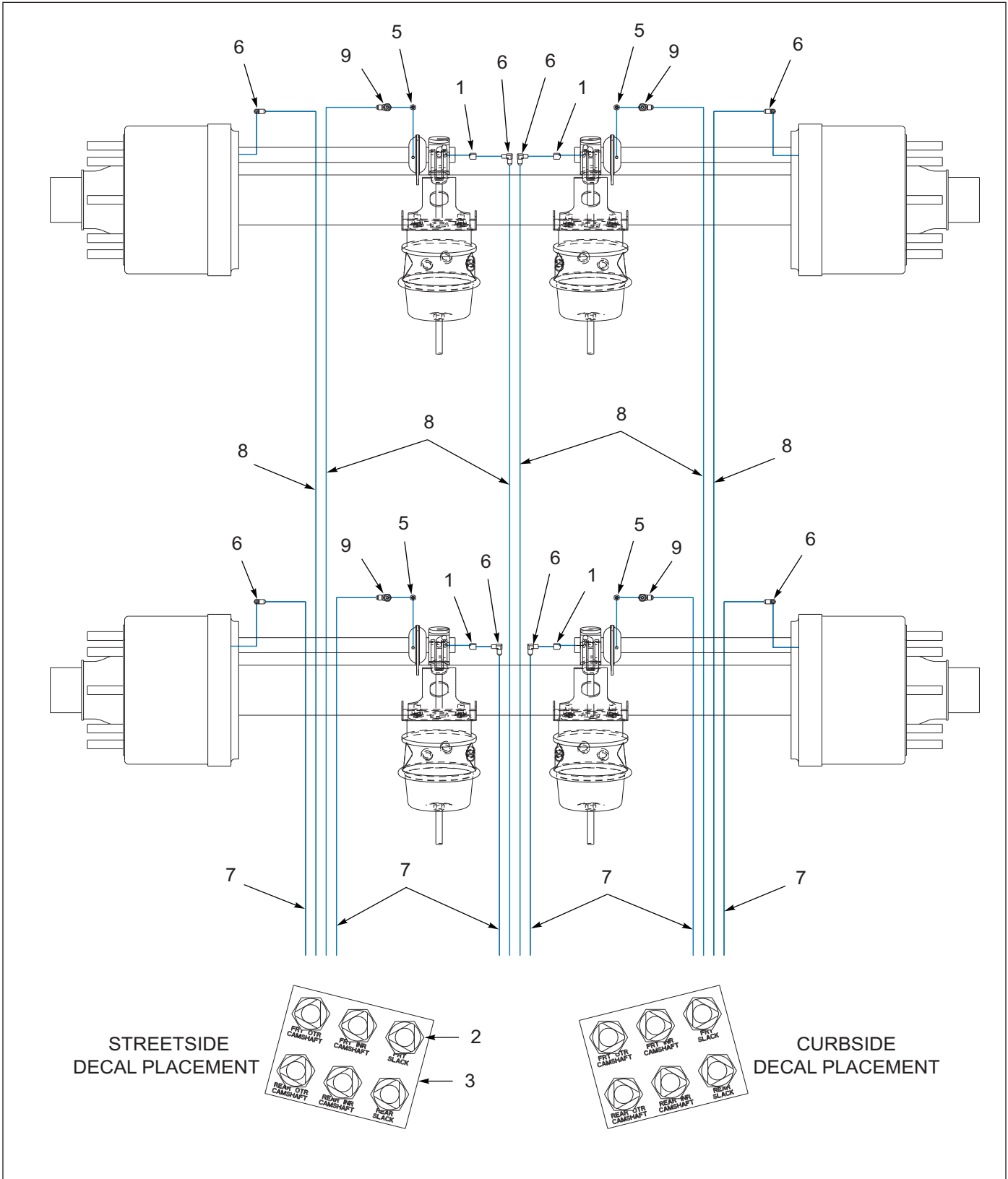


Figure 1-26: Grease System - 135C

Grease System - 135C

ITEM	PART NUMBER	DESCRIPTION	QTY.
	203235	FRAME ASSY 135C A/R 255	--
	203237	FRAME ASSY 135C-43 A/R GROTE	--
	203265	FRAME ASSY 135C-48X102-SR-6RP	--
	203266	FRAME ASSY 135C-48X102-AR	--
	203267	FRAME ASSY 135C-48X102-AR-6RP	--
	209519	FRAME ASSY 135C-48 AR B/T	--
	210514	FRAME ASSY 135C-40 AR B/T	--
	212671	FRAME ASSY 135C-40 A/R LBT	--
	216219	FRAME ASSY 135C-48 AR B/T BB	--
1	101528	ELBOW,BRASS PIPE STREET	4
2	142545	NUT 7/16 FOR BULKHEAD (209519, 210514, 216219 REQ 18 EACH)	12
3	142553	DECAL, GREASE TRL U/C (209519, 210514, 216219 DECAL PLACEMENT SEE PAGE 1-47)	2
4	143111	GROMMET 2.5 RECESSED MT GROTE	2
5	202094	ADAPTER 5/16--18X1/8NPT(F)	4
6	202099	FITTING GREASE 90 SWIV PTC 1/8	8
7	202107	HOSE ASSY GREASE 1/8 X 83	6
8	202113	HOSE ASSY GREASE 1/8 X 126	6
9	216599	FITTING,GREASE 1/4 TUBE X 1/8	4

ILLUSTRATED PARTS LIST

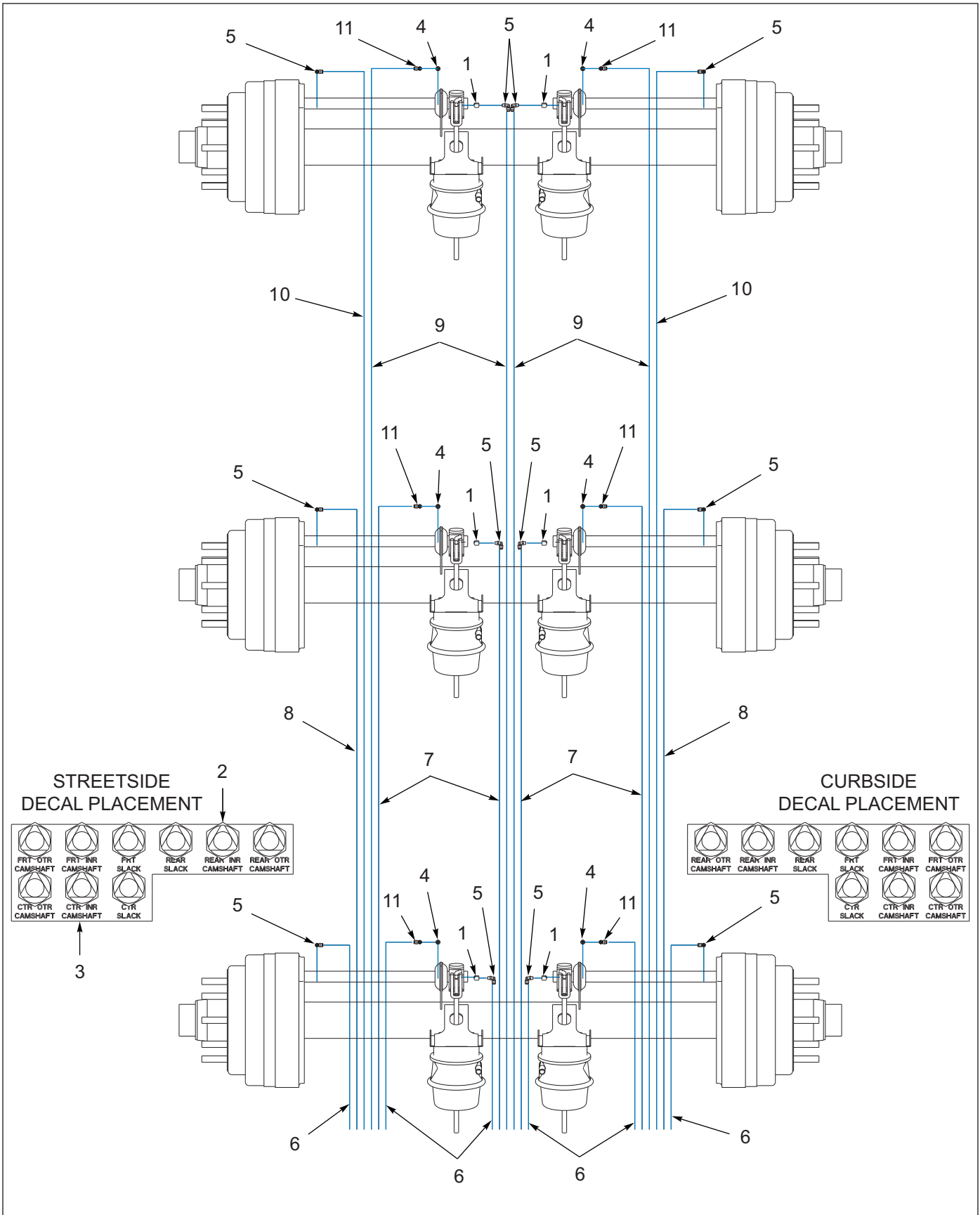


Figure 1-27: Grease System - 150C

Grease System - 150C

ITEM	PART NUMBER	DESCRIPTION	QTY.
	203242	FRAME ASSY 150C-45 A/R 235	--
	203268	FRAME ASSY 150C-45 S/R BT	--
	203269	FRAME ASSY 150C-48 S/R BT RMP	--
	203268	FRAME ASSY 150C-45 S/R BT	--
1	101528	ELBOW,BRASS PIPE STREET	6
2	142545	NUT 7/16 FOR BULKHEAD	18
3	142553	DECAL, GREASE TRL U/C	2
4	202094	ADAPTER 5/16--18X1/8NPT(F)	6
5	202099	FITTING GREASE 90 SWIV PTC 1/8	12
6	202107	HOSE ASSY GREASE 1/8 X 83	6
7	202113	HOSE ASSY GREASE 1/8 X 126	4
8	202116	HOSE ASSY GREASE 1/8 X 144	2
9	202123	HOSE ASSY GREASE 1/8 X 186	4
10	204224	HOSE ASSY GREASE 1/8 X 217	2
11	216599	FITTING,GREASE 1/4 TUBE X 1/8	6

Suspensions

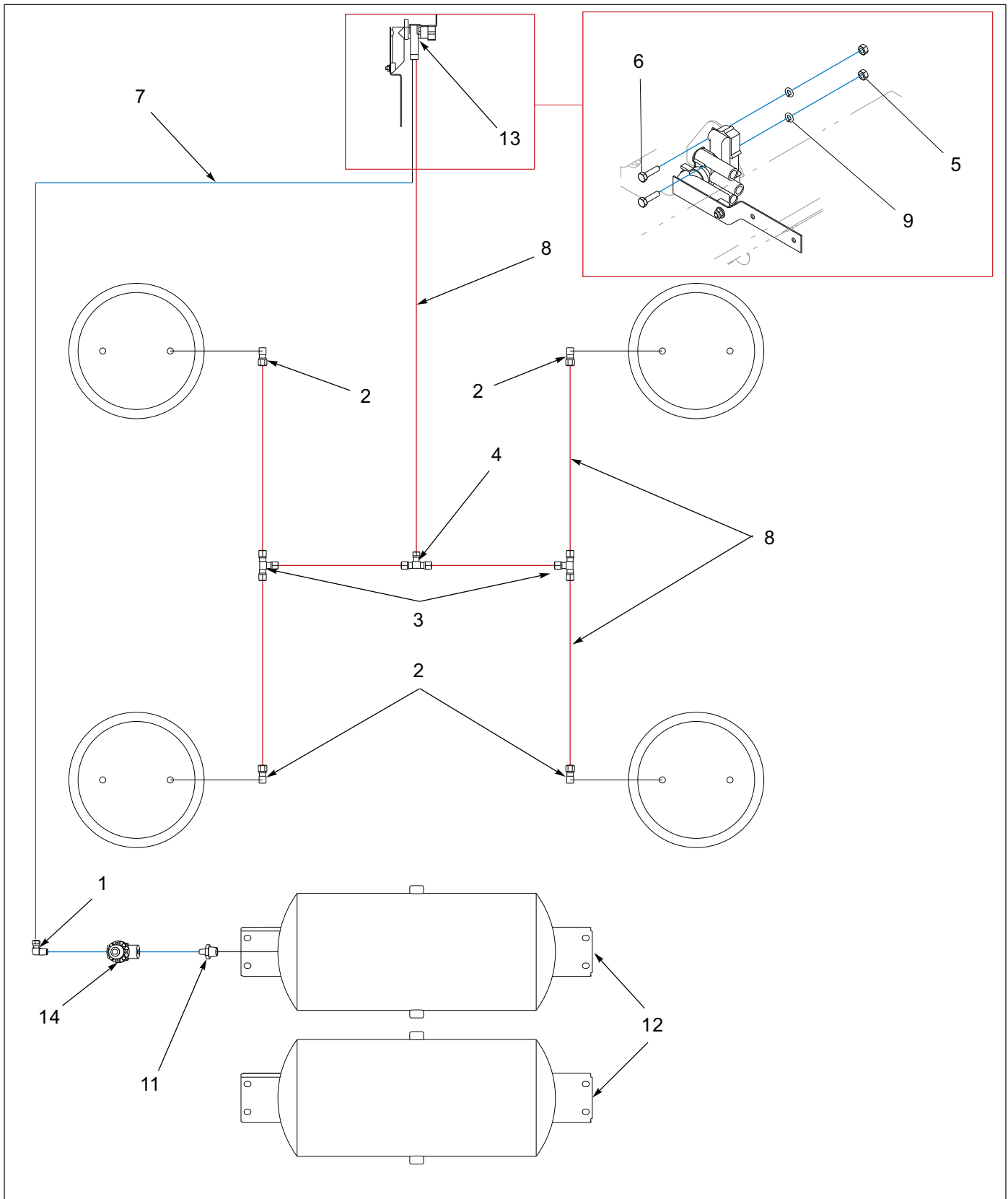


Figure 1-28: Air Ride Suspension - 135C

Air Ride Suspension - 135C

ITEM	PART NUMBER	DESCRIPTION	QTY.
1	1-297-010008-07	FITTING, AIR 90 1/4 TUBE X 1/4 NPT	1
2	1-297-010008-18	FITTING, AIR 90 3/8TUBE X1/4 NT	4
3	1-297-010010-03	FITTING, AIR, UNION TEE 3/8	2
4	1-297-010010-04	FITTING, AIR, UN/TEE 3/8X3/8X1/4	1
5	1-512-010007-05	NUT, HEX, 1/4-20 UNC, GR2	2
6	1-654-010047-06	SCREW, HEX, 14-20 UNC, GR5	2
7	1-833-010001	TUBING, NYLON 1/4OD	11
8	1-833-010002	TUBING, NYLON 3/8OD	16
9	1-861-010034-09	WASHER, LKG, HLCL SPR, 1/4	2
10	102732	AIR CONTROL KIT (SEE PAGE 1-53)	1
11	2083-8-4S	NIPPLE, 1/4NPT X 1/2NPT	1
12	3-780-010002	TANK, AIR 9.5X22.5, .5NPT PORTS	--
13	900 54 007	HEIGHT CONTROL VALVE NEWAY	--
14	905-54-107	BRAKE PROTECTION VALVE	--

ILLUSTRATED PARTS LIST

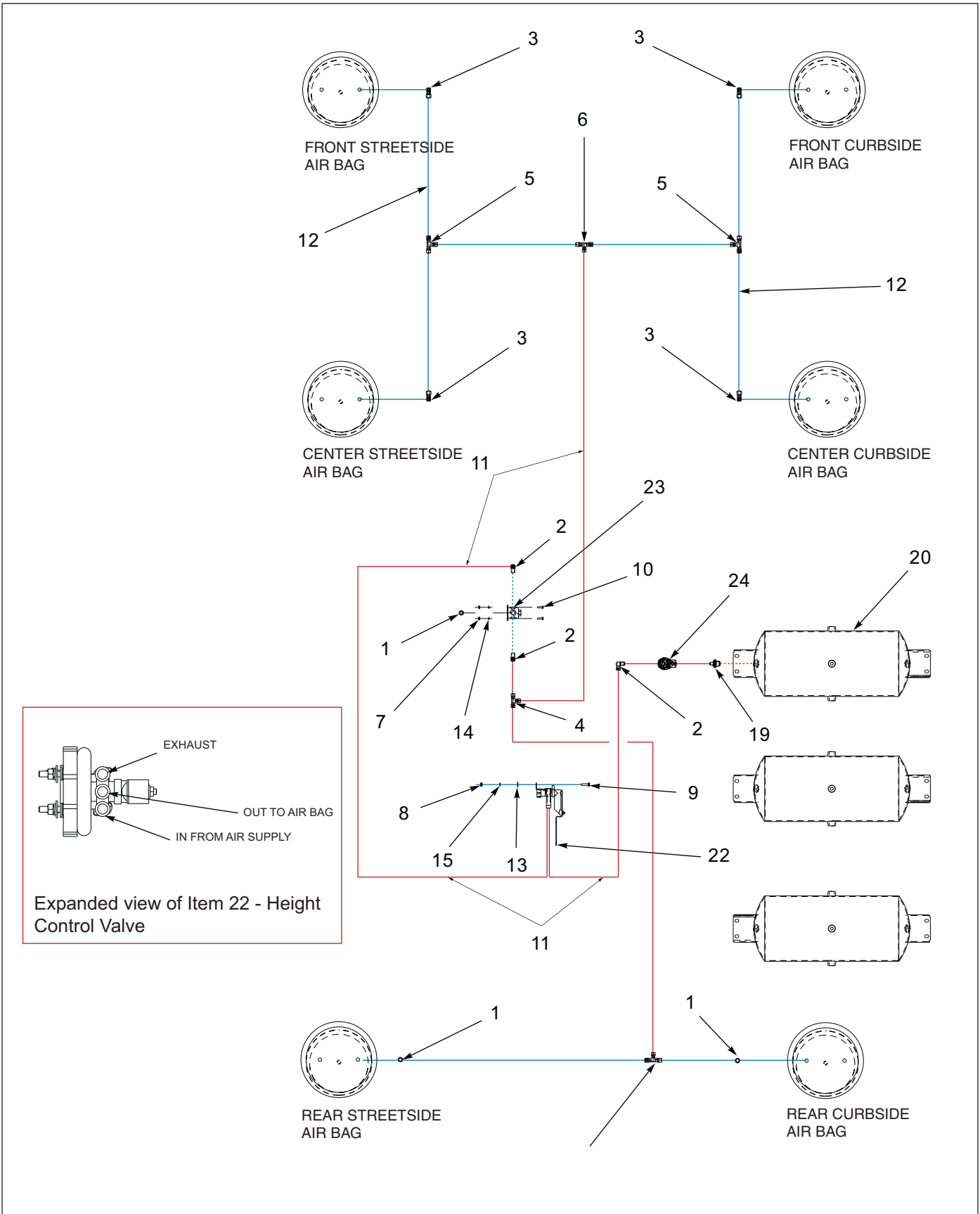


Figure 1-29: Air Ride Suspension - 150C

Air Ride Suspension - 150C

ITEM	PART NUMBER	DESCRIPTION	QTY.
1	1-297-010007-11	FITTING, AIR 3/8 TUBE X 1/4 NPT	3
2	1-297-010008-07	FITTING, AIR 90 1/4 TUBE X 1/4 NPT	4
3	1-297-010008-18	FITTING, AIR 90 3/8 TUB E X 1/4 NPT	4
4	1-297-010010-01	FITTING, AIR, UNION TEE 1/4	1
5	1-297-010010-03	FITTING, AIR, UNION TEE 3/8	2
6	1-297-010010-04	FITTING, AIR UNION TEE 3/8X3/8X1/4	2
7	1-512-010007-03	NUT, HEX, #10-24 UNC, GR2	4
8	1-512-010007-05	NUT, HEX, 1/4-20 UNC, GR2	2
9	1-654-010047-06	SCREW, HEX, 1/4-20UNCX1 GR5	2
10	1-656-010003051	SCREW, RD HD MACH #10-24X3/4	4
11	1-833-010001	TUBING, NYLON 1/4 OD	68
12	1-833-010002	TUBING, NYLON 3/8 OD	5
13	1-861-010032-07	WASHER, FLAT, ZP/CD, 1/4W	2
14	1-861-010034-07	WASHER, LKG, HLCL SPR, #10	4
15	1-861-010034-09	WASHER, LKG, HLCL SPR, 1/4	2
16	102732	AIR CONTROL KIT (SEE PAGE 1-53)	1
17	103738	HOSE AIR 3/8X100 W/3/8 ENDS	1
18	109177	CONTROL KIT AIR SUSP LOWER (SEE PAGE 1-54)	1
19	2083-8-4S	NIPPLE, 1/4NPT X 1/2NPT	1
20	3-780-010002	TANK, AIR 9.5X22.5 0.5 NPT PORTS (SEE PAGE 1-52)	--
21	43028	HOSE WRAP AEROQUIP 3/4	1
22	900 54 007	HEIGHT CONTROL VALVE	--
23	900-54-079	PILOT VALVE	--
24	905-54-107	BRAKE PROTECTION VALVE	--

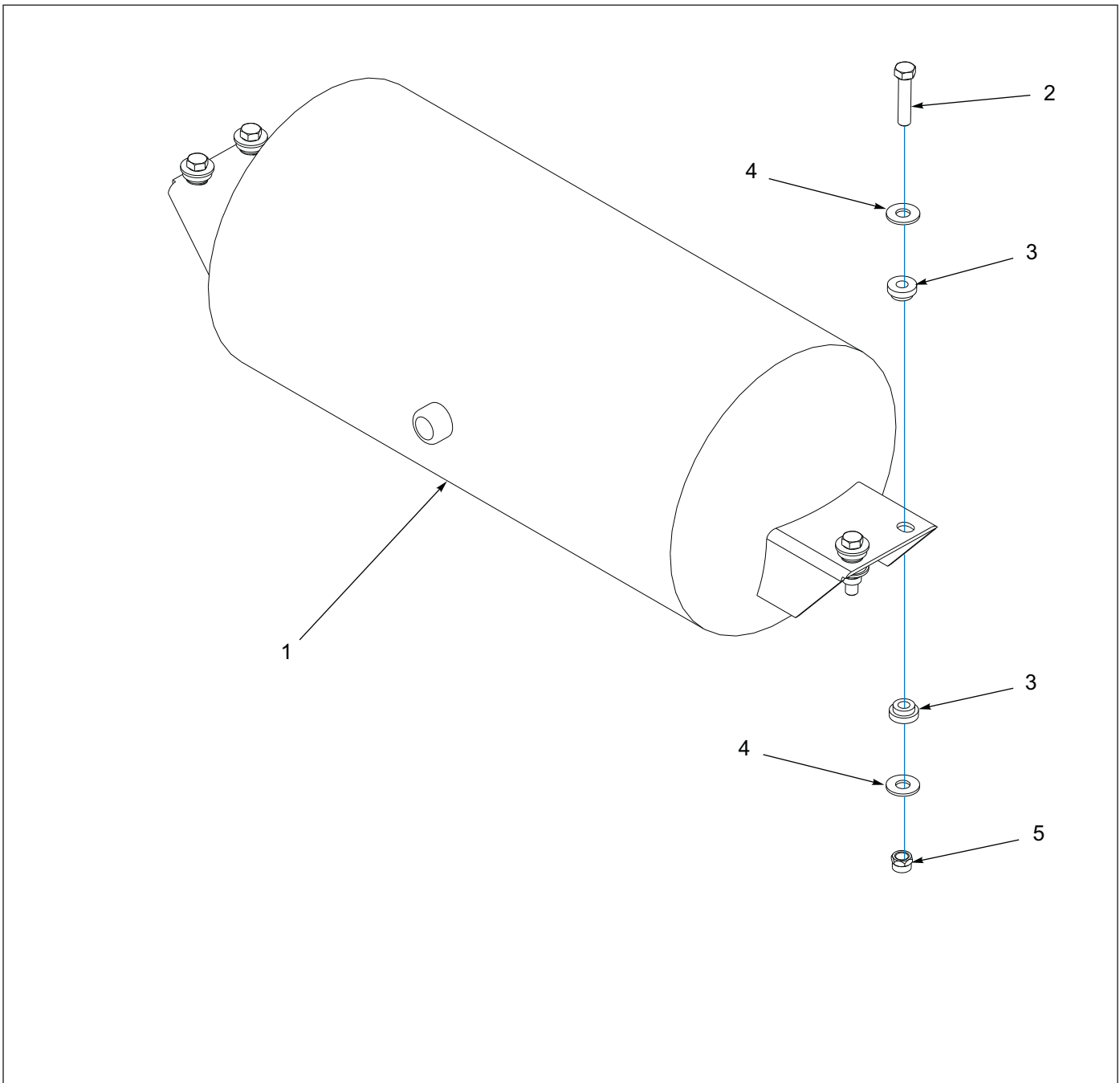


Figure 1-30: Air Tank

Air Tank

ITEM	PART NUMBER	DESCRIPTION	QTY.
1	3-780-010002	TANK, AIR 9.5X22.5 0.5NPT PORTS	--
2	1-654-010051-08	SCREW, HEX, 3/8-16UNCX1-3/4 GR5	4
3	805-2	BUSHING, STEP	8
4	1-861-010032-11	WASHER, FLAT, ZP/CD, 3/8W	8
5	1-512-010005-05	NUT, HEX, SLFLKG, 3/8-16 UNC, GRB	4

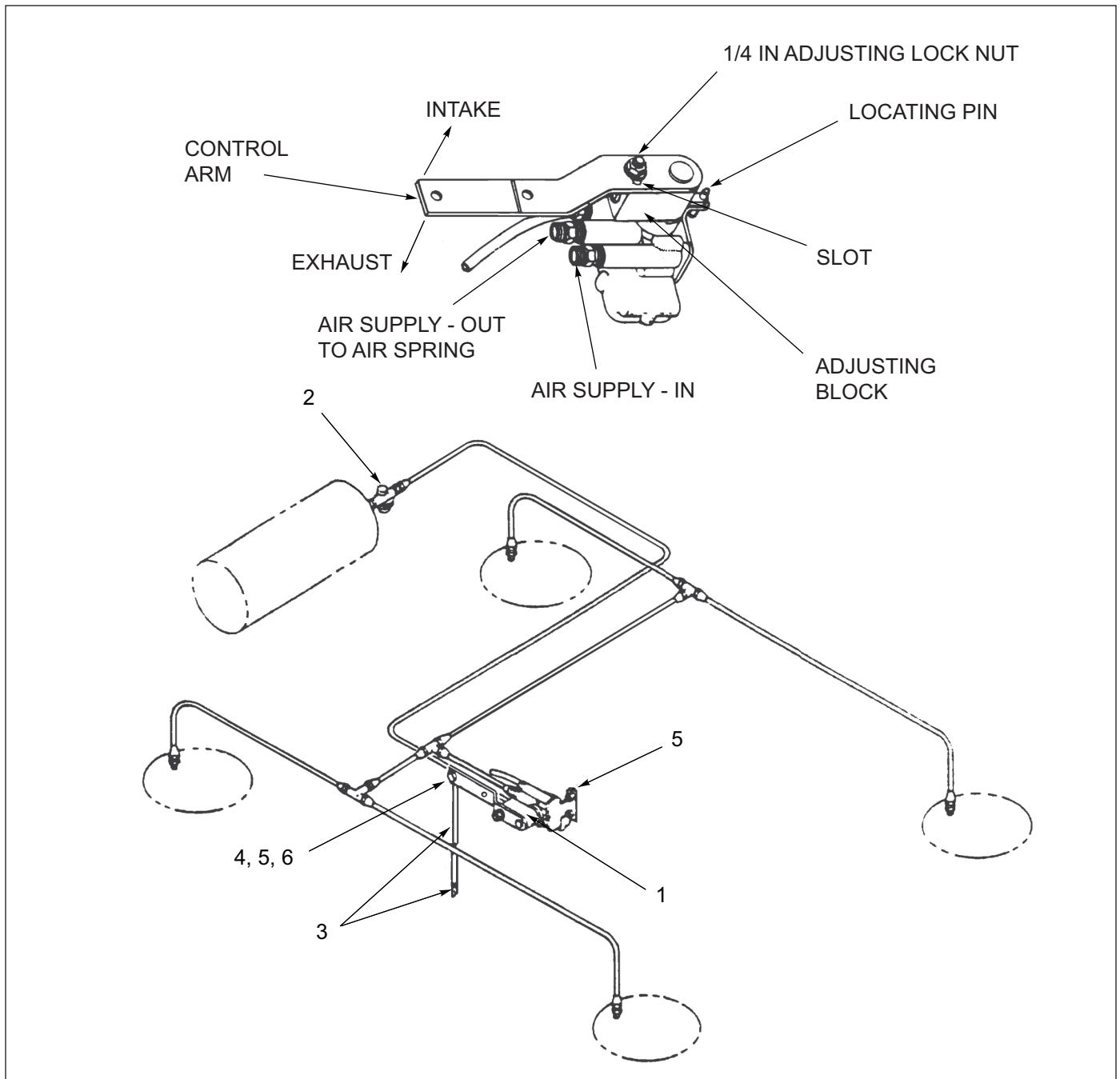


Figure 1-31: Air Control Kit - Neway

Air Control Kit - Neway

ITEM	PART NUMBER	DESCRIPTION	QTY.
	102732	AIR CONTROL KIT NEWAY	--
1	900 54 007	HEIGHT CONTROL VALVE	1
2	905-54-107	AIR PRESSURE PROTECTION VALVE & FILTER	1
3	111021	SRK - 167 KIT - ADJ. LINK ASSEMBLY	1
4	1-654-010047-04	SCREW, HEX HEAD CAP 1/4-20 X 3/4 GR5	2
5	1-512-010005-01	LOCK NUT 1/4-20	2
6	-----	DECAL - OPERATING	1

ILLUSTRATED PARTS LIST

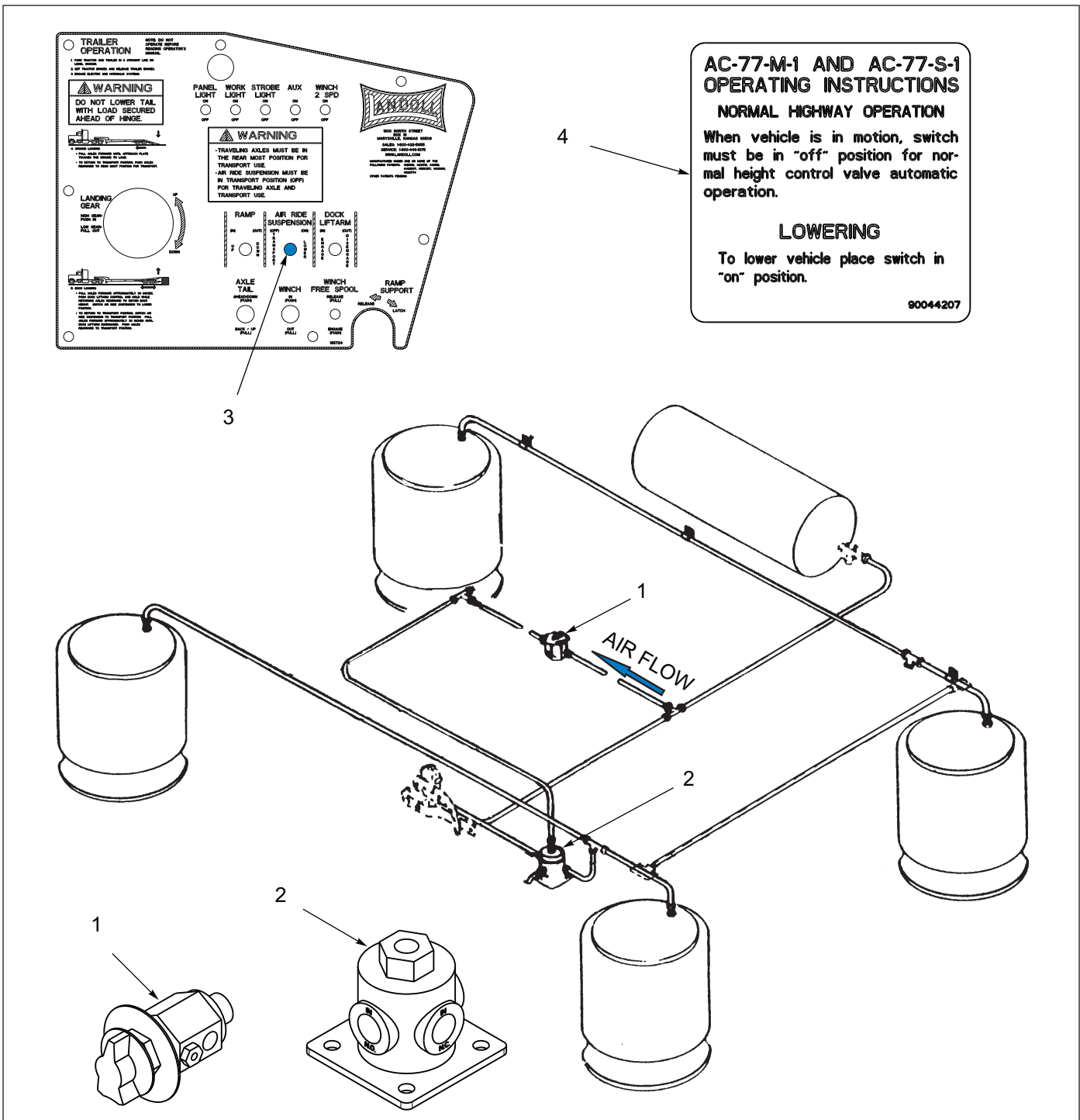


Figure 1-32: Air Control Kit - Lower Suspension

Air Control Kit - Lower Suspension

ITEM	PART NUMBER	DESCRIPTION	QTY.
	109177	AIR CONTROL KIT - LOWER SUSPENSION	--
1	900-54-088	VALVE MANUALLY OPERATED	1
2	900-54-079	PILOT VALVE	1
3	-----	DECAL (NOT SHOWN)	1
4	900-44-207	DECAL	1

ILLUSTRATED PARTS LIST

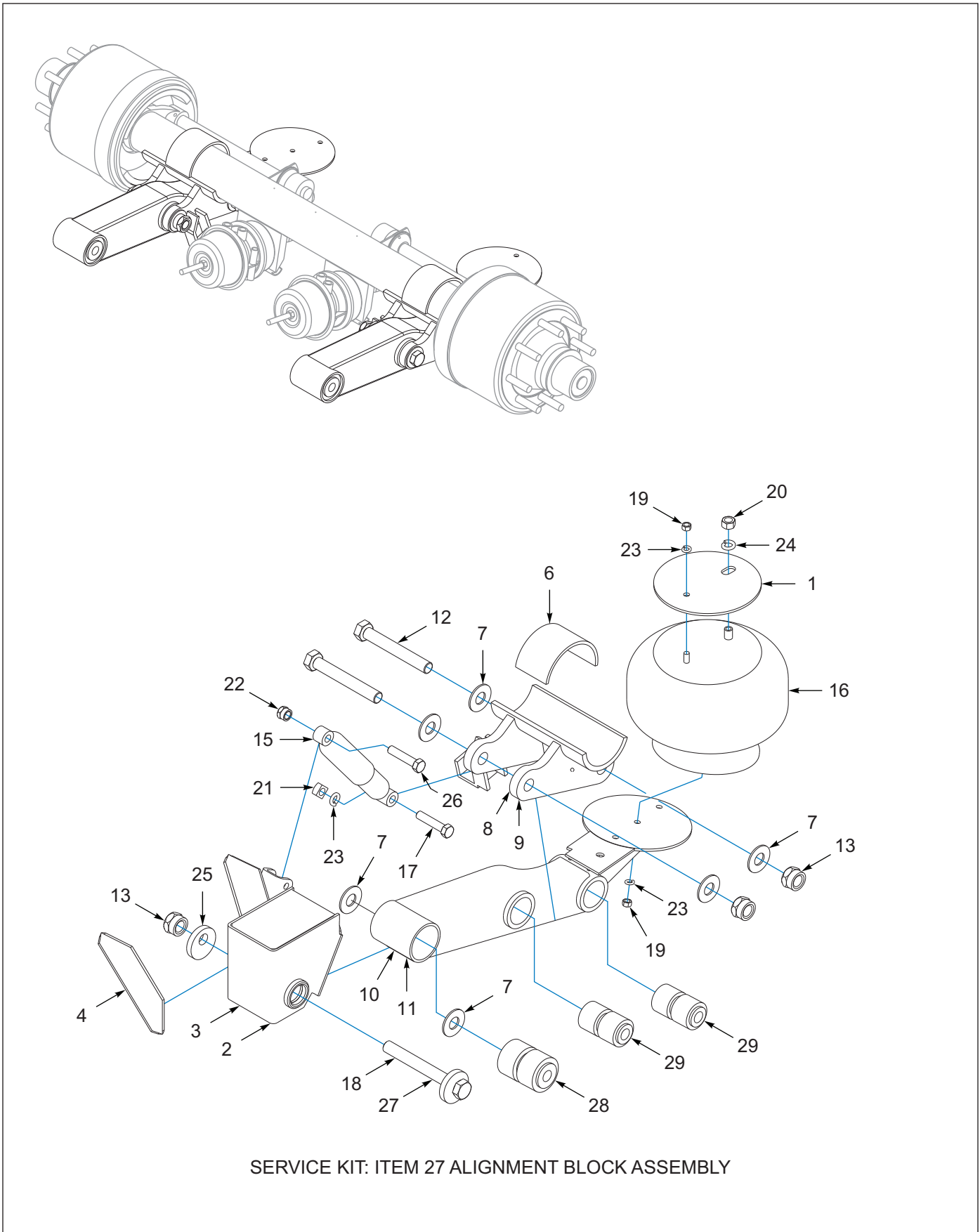


Figure 1-33: Suspension Hanger, RLU-228-6.3 (Before 05/01/2020)

Suspension Hanger, RLU-228-6.3 (Before 05/01/2020)

ITEM	PART NUMBER	DESCRIPTION	QTY
	122347	SUSPENSION RLU-228-6-3	--
	122351	AXLE WLDMT RLU228 D2512,SPG77 (BEFORE 05/01/2020, AFTER REPLACED BY 228890) (SEE PAGE 1-58)	--
	115704	AXLE 77 12.25X7.5 SPG BK 25K (BEFORE 06/16/2018)	--
	212381	AXLE 77 12.25SPG 25K TIS (AFTER 06/16/2018)	--
1	3-565-010047	PLATE AIR BAG MOUNT	2
2	122348	BRACKET RLU-228-6.3EZ ALIGNRH	1
3	122349	BRACKET RLU228-6.3 EZ ALIGNLH	1
4	900 23 002	BRACE ANGLE	2
5	122345	SUSPENSION BEAMS STD RLU-228 (INCLUDES ITEMS 6-13)	--
6	111015	SAFETY STRAP NEWAY 90025288	2
7	111010	WASHER FLAT NEWAY 90036177 (ITEM 27, KIT INCLUDES 2 EACH)	12
8	129009	AXLE ADAPTER LH 90501345	1
9	129001	AXLE ADAPTER RH 90501346	1
10	129002	BEAM EQ LH 90516552	1
11	129003	BEAM EQ RH 90516553	1
12	111023	SCREW 1-1/8-7 NEWAY 93201051	4
13	111008	NUT LOCK 1-1/8-7 NEWAY (ITEM 27, KIT INCLUDES 1 EACH)	6
14	122346	SUSPENSION FSTENR RLU-228-6.3 (INCLUDES ITEMS 15-27) (BEFORE 05/01/2020, AFTER REPLACED BY 228888) (SEE PAGE 1-58)	--
15	900-44-162	ABSORBER SHOCK	2
16	123594	AIR SPRING ASSY RL-228	2
17	129004	SCREW 3/4-10X4 93003609	2
18	129005	ALIGN BLOCK 90508019 (ITEM 27, KIT INCLUDES 1 EACH)	2
19	1-512-010007-09	NUT, HEX 1/2-13 GR2 ZP	4
20	934 00 149	HEX NUT 3/4-16 NEWAY AR-75-9	2
21	111022	NUT,SQ 3/4-10 NEWAY 93400367	2
22	934-00-492	LOCK NUT 3/4-10	2
23	1-861-010034-13	WASHER, LKG HLCL SPR, 1/2	4
24	936 00 077	LOCK WASHER 3/4	4
25	129006	ALIGN BLOCK NON-WELD 90008238 (ITEM 27, KIT INCLUDES 1 EACH)	2
26	105408	SCREW HXCP,3/4-10X3-1/2 GR8	2
27	109533	ALIGNMENT BLOCK ASSY#48100294 (INCLUDES ITEMS 7, 13, 18, 25, 28)	2
28	900-08-139	BUSHING NEWAY AR-45 SUSPENSIO	2
29	111011	RUBBER BUSH NEWAY 90008149	4

ILLUSTRATED PARTS LIST

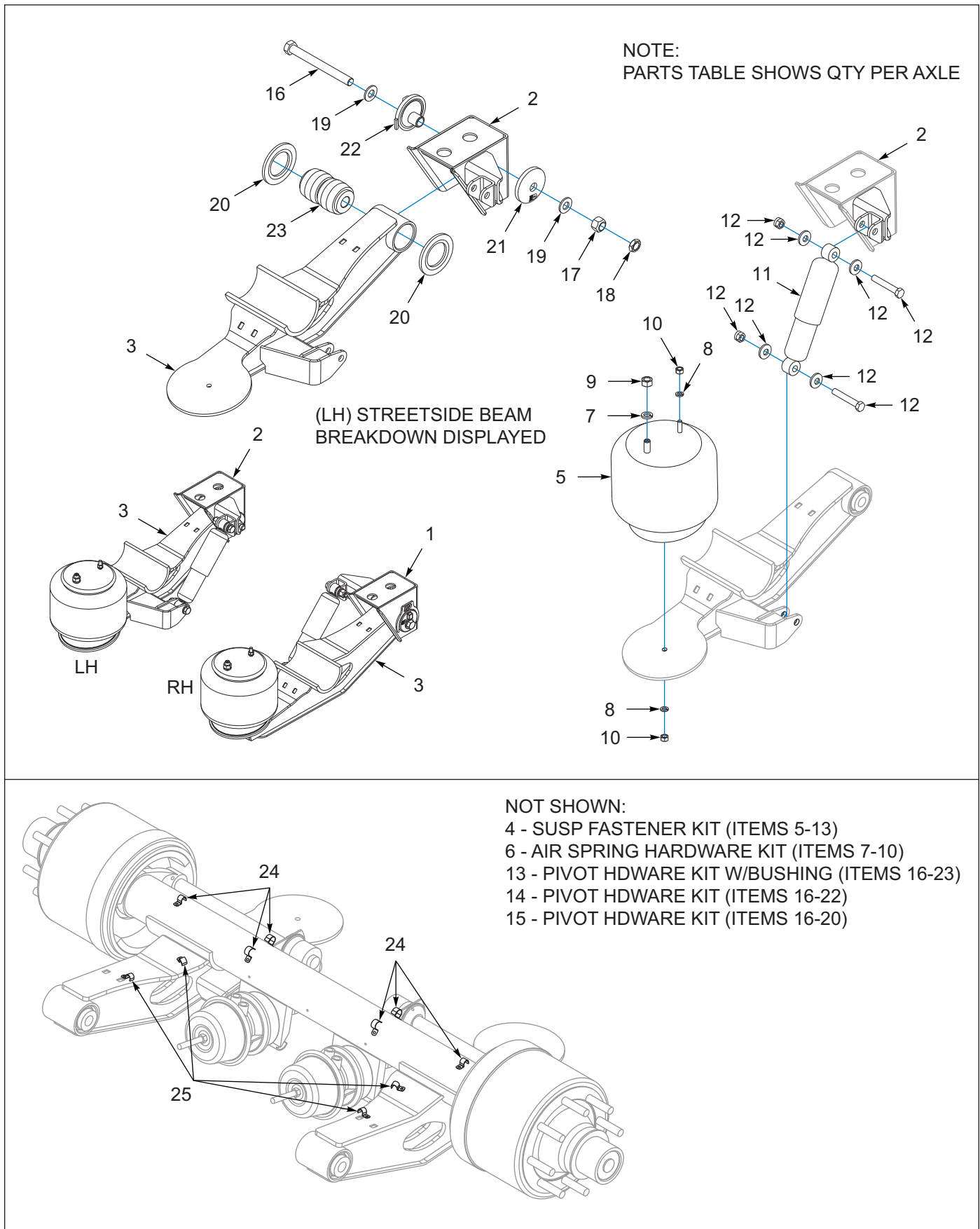


Figure 1-34: Suspension Hanger, LSS-25K-6.0RLU (After 05/01/2020)

Suspension Hanger, LSS-25K-6.0RLU (After 05/01/2020)

ITEM	PART NUMBER	DESCRIPTION	QTY
	228890	AXLE WLDMT LSS-25K 2512 DRUM	--
1	228885	FRAME BRKT RH LSS-25K-6.00	1
2	228886	FRAME BRKT LH LSS-25K-6.00	1
3	228887	SUSP BEAMS LSS-25K-6 (INCLUDES LH & RH BEAMS)	1
4	228888	SUSPENSION LSS-25K-6 RD HGT (INCLUDES ITEM 5-13)	--
5	235289	AIR SPRING (9921) (INCLUDED IN ITEM 4)	2
6	225963	HARDWARE KIT AIR SPRING (INCLUDED IN ITEM 4) (INCLUDES ITMES 7-10)	2
7	-----	LOCK WASHER 3/4" (INCLUDED IN ITEM 6)	1
8	-----	LOCK WASHER 1/2" (INCLUDED IN ITEM 6)	2
9	-----	NUT 3/4-16UNF (INCLUDED IN ITEM 6)	1
10	-----	NUT 3/4-16UNF (INCLUDED IN ITEM 6)	2
11	236568	SHOCK ABSORBER (M85938) (INCLUDED IN ITEM 4)	2
12	225956	HARDWARE KIT M85323 SHOCK (INCLUDED IN ITEM 4) (INCLUDES 2 BOLTS, 2 NUTS, 4 WASHERS)	2
13	225970	PIVOT HARDWARE KIT W/BUSHING (INCLUDED IN ITEM 4) (INCLUDES ITEMS 16-23)	2
14	225969	PIVOT HARDWARE KIT LSS-25K (INCLUDES ITEMS 16-22)	2
15	231928	PIVOT HARDWARE KIT-7/8" EC CLR (INCLUDES ITEMS 16-20)	2
16	231923	SCREW, HEX 7/8-14UNF-2AX9 GR8 (INCLUDED IN ITEMS 13, 14, 15)	1
17	231924	NUT, 7/8-14UNF-2B CLASS C LOCK (INCLUDED IN ITEMS 13, 14, 15)	1
18	2J084	NUT HEX JAM 7/8-14 ZP (INCLUDED IN ITEMS 13, 14, 15)	2
19	231925	WASHER, 7/8 ID (INCLUDED IN ITEMS 13, 14, 15)	1
20	225958	BEAM SPACER LSS-25K (INCLUDED IN ITEMS 13, 14, 15)	2
21	231926	PLAIN PIVOT CLAMP (INCLUDED IN ITEMS 13, 14)	1
22	231927	ECCENTRIC PIVOT CLAMP (INCLUDED IN ITEMS 13, 14)	1
23	225960	PIVOT BUSHING SHORT LSS-25K (INCLUDED IN ITEM 13)	1
24	3-181-010034-1	CLAMP CONDUIT STEEL 1/2	6
25	3-181-010034-2	CLAMP CONDUIT STEEL 3/4	4

ILLUSTRATED PARTS LIST

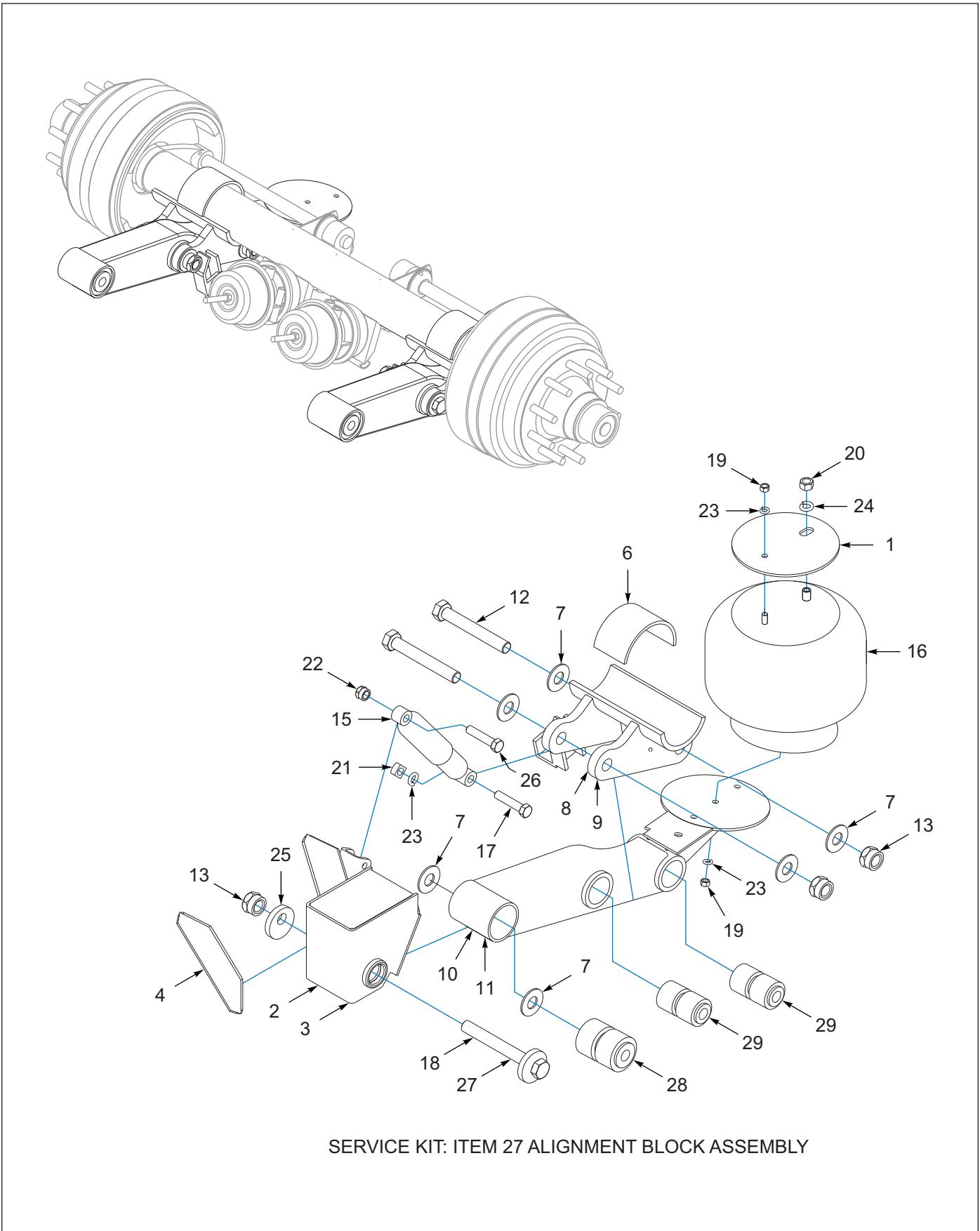


Figure 1-35: Suspension Hanger, RLU-228-8.3 (Before 08/01/2020)

Suspension Hanger, RLU-228-8.3 (Before 08/01/2020)

ITEM	PART NUMBER	DESCRIPTION	QTY
	124584	SUSP NEWAY RLU-228-8.3	--
	124590	AXLE WLD RLU 228 D2516X75	--
	212421	AXLE 75 16.5SPG 25K TIS (INCLUDED WITH 124590)	--
	167527	AXLE WLD RLU 228 D2516-SER-75	--
	115720	AXLE 75 16.5X7 SER BK 25K (INCLUDED WITH 167527)	--
1	3-565-010047	PLATE AIR BAG MOUNT	2
2	124585	BRACKET FRAME EZ ALIGN LH	1
3	124586	BRACKET FRAME EZ ALIGN RH	1
4	900 23 002	BRACE ANGLE	2
5	124587	SUSPENSION BEAM RLU-228-8.3 (INCLUDES ITEMS 6-13)	--
6	111015	SAFETY STRAP NEWAY 90025288	2
7	111010	WASHER FLAT NEWAY 90036177 (ITEM 27, KIT INCLUDES 2 EACH)	12
8	129009	AXLE ADAPTER LH 90501345	1
9	129001	AXLE ADAPTER RH 90501346	1
10	129002	BEAM EQ LH 90516552	1
11	129003	BEAM EQ RH 90516553	1
12	111023	SCREW 1-1/8-7 NEWAY 93201051	4
13	111008	NUT LOCK 1-1/8-7 NEWAY (ITEM 27, KIT INCLUDES 1 EACH)	6
14	124588	SUSPENSION FSTNR RLU-228-8.3 (INCLUDES ITEMS 15-27)	--
15	900-45-040	SHOCK ABSORBER AR93	2
16	-----	AIR SPRING ASSY (905-57-112)	2
17	129004	SCREW 3/4-10X4 93003609	2
18	129005	ALIGN BLOCK 90508019 (ITEM 27, KIT INCLUDES 1 EACH)	2
19	1-512-010007-09	NUT, HEX 1/2-13 GR2 ZP	4
20	934 00 149	HEX NUT 3/4-16 NEWAY AR-75-9	2
21	111022	NUT,SQ 3/4-10 NEWAY 93400367	2
22	934-00-492	LOCK NUT 3/4-10	2
23	1-861-010034-13	WASHER, LKG HLCL SPR, 1/2	4
24	936 00 077	LOCK WASHER 3/4	4
25	129006	ALIGN BLOCK NON-WELD 90008238 (ITEM 27, KIT INCLUDES 1 EACH)	2
26	105408	SCREW HXCP,3/4-10X3-1/2 GR8	2
27	109533	ALIGNMENT BLOCK ASSY#48100294 (INCLUDES ITEMS 7, 13, 18, 25, 28)	2
28	900-08-139	BUSHING NEWAY AR-45 SUSPENSIO	2
29	111011	RUBBER BUSH NEWAY 90008149	4

ILLUSTRATED PARTS LIST

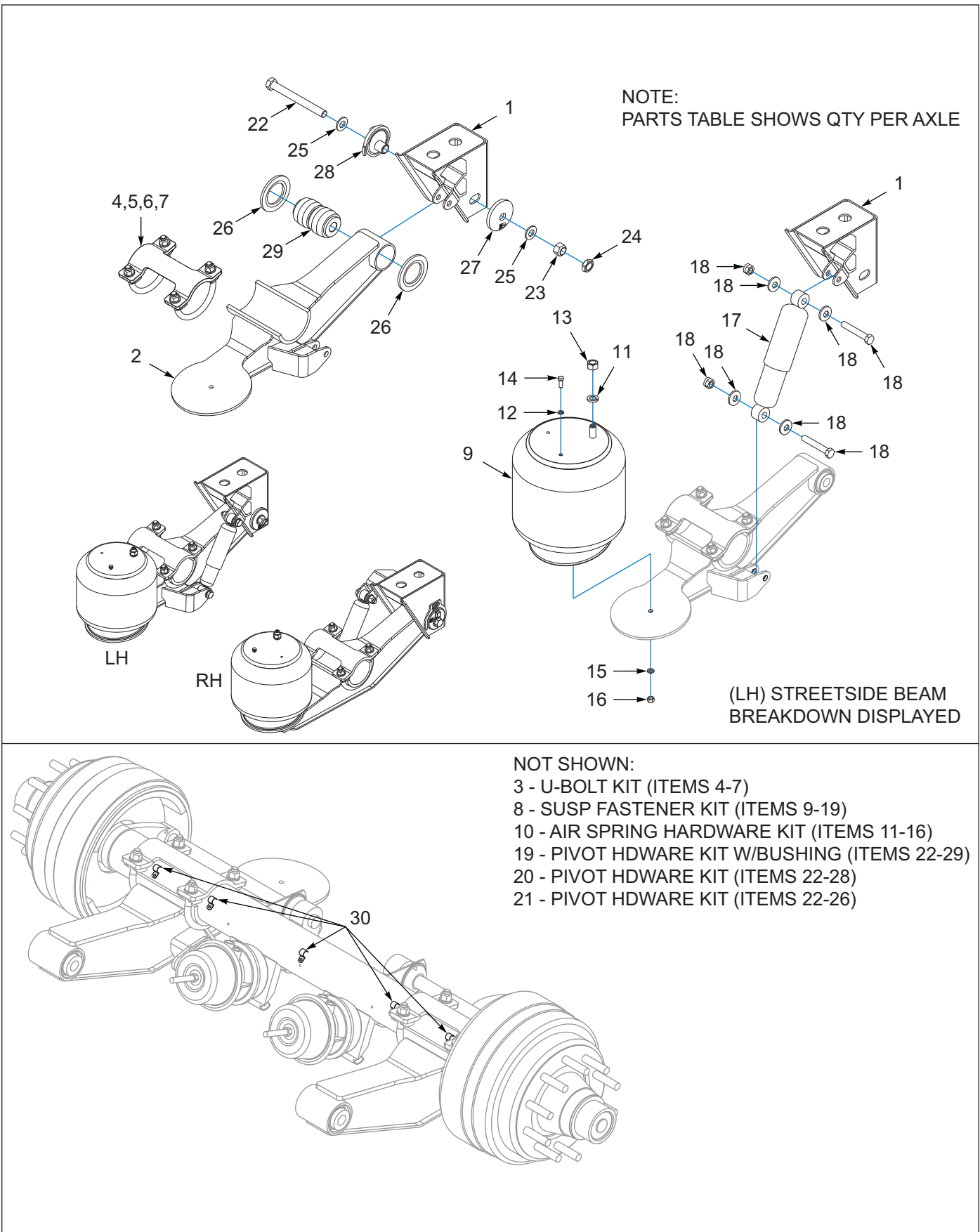


Figure 1-36: Suspension Hanger, LSS-25K-8.0RLU (After 08/01/2020)

Suspension Hanger, LSS-25K-8.0RLU (AFTER 08/01/2020)

ITEM	PART NUMBER	DESCRIPTION	QTY
	230656	AXLE WLDMT 2516 75X40 TIS	--
	212421	AXLE 75 16.5SPG 25K TIS	--
1	230648	SUSP HANGER KIT D25K-08 RLU (INCLUDES RH AND LH BRACKETS & 2 EACH GUSSETS)	1
2	230646	SUSP BEAM KIT D25K-08 RLU (INCLUDES RH AND LH BEAMS & ITEM 3)	1
3	238565	U-BOLT KIT, LSS-25K-xxRLU/RLY (SET OF 2) (INCLUDES ITEMS 4-7) (INCLUDED IN ITEM 2)	1
4	-----	WASHER, 3/4 ID (INCLUDED IN ITEM 3)	8
5	-----	LOCK NUT, 3/4-16UNF-2B (INCLUDED IN ITEM 3)	8
6	-----	U-BOLT CLAMP WELDMENT (INCLUDED IN ITEM 3)	4
7	-----	U-BOLT, 3/4-16UNF GR8 (INCLUDED IN ITEM 3)	4
8	230647	SUSP FASTENER KIT D25K-08 RLU (INCLUDES ITEMS 9-19)	1
9	228891	AIR BAG LSS-25K 9" RIDE (INCLUDED IN ITEM 8)	2
10	-----	HARDWARE KIT AIR SPRING (INCLUDES ITEMS 11-16) (INCLUDED IN ITEM 8)	2
11	-----	LOCK WASHER 3/4" (INCLUDED IN ITEM 10)	1
12	-----	LOCK WASHER 3/8" (INCLUDED IN ITEM 10)	1
13	-----	NUT 3/4-16UNF (INCLUDED IN ITEM 10)	1
14	-----	SCREW, HEX 3/8-16UNC (INCLUDED IN ITEM 10)	1
15	-----	LOCK WASHER 1/2" (INCLUDED IN ITEM 10)	1
16	-----	NUT 3/4-16UNF (INCLUDED IN ITEM 10)	1
17	236568	SHOCK ABSORBER RLU 6RH (INCLUDED IN ITEM 8)	2
18	225956	HARDWARE KIT SHOCK (INCLUDED IN ITEM 8) (INCLUDES 2 BOLTS, 2 NUTS, 4 WASHERS)	2
19	225970	PIVOT HARDWARE KIT W/BUSHING (INCLUDES ITEMS 22-29) (INCLUDED IN ITEM 8)	2
20	225969	PIVOT HARDWARE KIT LSS-25K (INCLUDES ITEMS 22-28)	2
21	231928	PIVOT HARDWARE KIT-7/8" EC CLR (INCLUDES ITEMS 22-26)	2
22	231923	SCREW, HEX 7/8-14UNF-2AX9 GR8 (INCLUDED IN ITEM 19, 20, 21)	2
23	231924	NUT, 7/8-14UNF-2B CLASS C LOCK (INCLUDED IN ITEM 19, 20, 21)	2
24	2J084	NUT HEX JAM 7/8-14 ZP (INCLUDED IN ITEM 19, 20, 21)	2
25	231925	WASHER, 7/8 ID (INCLUDED IN ITEM 19, 20, 21)	2
26	225958	BEAM SPACER LSS-25K (INCLUDED IN ITEM 19, 20, 21)	4
27	231926	PLAIN PIVOT CLAMP (INCLUDED IN ITEM 19, 20)	2
28	231927	ECCENTRIC PIVOT CLAMP (INCLUDED IN ITEM 19, 20)	2
29	225960	PIVOT BUSHING SHORT LSS-25K (INCLUDED IN ITEM 19)	2
30	3-181-010034-1	CLAMP CONDUIT STEEL 1/2	5

ILLUSTRATED PARTS LIST

Axle and Brakes

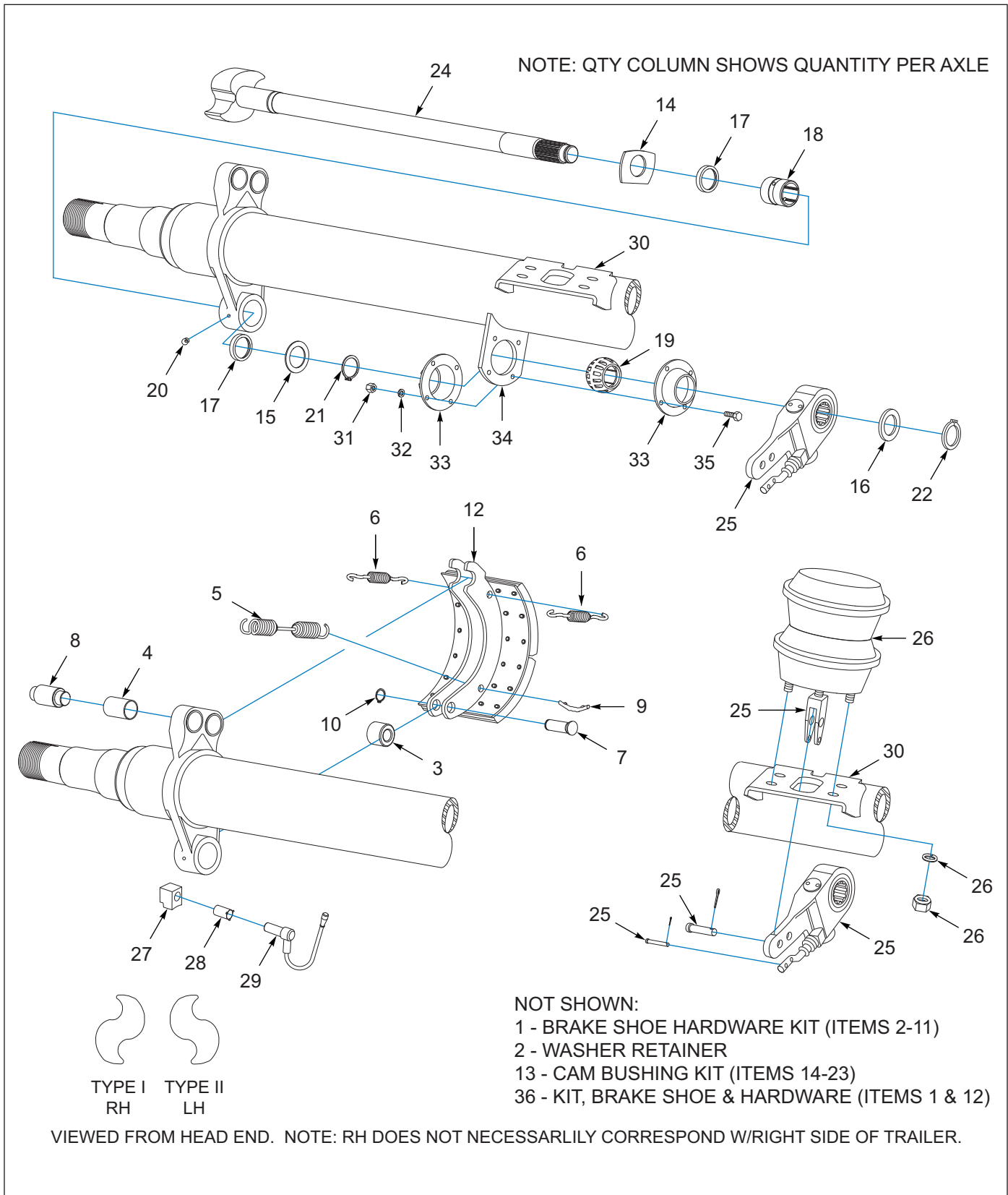


Figure 1-37: Axle 12.25 x 7.5 Drum Brakes, Dexter

Axle 12.25 x 7.5 Drum Brakes, Dexter

ITEM	PART NUMBER	DESCRIPTION	QTY
	212381	AXLE 77 12.25SPG 25K TIS (REPLACED 115704 AFTER 06/16/2018)	--
1	K71-460-00	BRAKESHOE HDW KIT PQ BRKS DEX (INCLUDES ITEMS 2-11) (INCLUDED WITH ITEM 36)	2
2	403149	WASHER RETAINER (NOT SHOWN) (ITEM 1 INCLUDES 2 EACH)	4
3	204108-001	ROLLER (014-057-00) (ITEM 1 INCLUDES 2 EACH)	4
4	014-068-00	BUSHING-SPIDER ANCHOR PIN DXTR (ITEM 1 INCLUDES 2 EACH)	4
5	208106	SPRING BRAKE RETRACT (ITEM 1 INCLUDES 1 EACH)	2
6	046-097-00	SPRING-BRAKE SHOE KEEPER DEXTR (ITEM 1 INCLUDES 2 EACH)	4
7	205107-001	BRAKE SHOE PIN STANDARD (ITEM 1 INCLUDES 2 EACH)	4
8	056-017-00	ANCHOR PIN-BRAKE SHOE DEXTER (ITEM 1 INCLUDES 2 EACH)	4
9	056-018-00	RETAINER-RETRACTOR SPRING DXTR (ITEM 1 INCLUDES 2 EACH)	4
10	214102	ROLLER RETAINER (ITEM 1 INCLUDES 2 EACH)	4
11	-----	INSTRUCTION SHEET (NOT SHOWN) (ITEM 1 INCLUDES 1 EACH)	1
12	-----	SHOE LINING QUICK CHG ASSY (INCLUDED WITH ITEM 36)	4
13	K71-101-00	CAM SHAFT REPAIR KIT PQ BRAKES (1 KIT PER BRAKE) (INCLUDES ITEMS 14-23)	2
14	005-074-00	WASHER D-CAM DEXTER (ITEM 13 INCLUDES 1 EACH)	2
15	403149	WASHER RETAINER (ITEM 13 INCLUDES 2 EACH)	2
16	113819	CAMSHAFT WASHER 28 SPLINE (ITEM 13 INCLUDES 1 EACH)	2
17	408101-001	SPIDER SEALR (ITEM 13 INCLUDES 2 EACH)	4
18	405129	SPIDER BUSHING (ITEM 13 INCLUDES 1 EACH)	2
19	405999-001	NYLON BUSHING CAM BRKT ASSY (ITEM 13 INCLUDES 1 EACH)	2
20	061-003-00	GREASE FITTING-SPIDER DEXTER (ITEM 13 INCLUDES 1 EACH)	2
21	214104	CAM LOCK RING (ITEM 13 INCLUDES 2 EACH)	2
22	069-078-00	SNAP RING ITEM 13 INCLUDES 1 EACH)	2
23	-----	INSTRUCTION SHEET (NOT SHOWN) (ITEM 13 INCLUDES 1 EACH)	1
24	136991	CAM LH 28 SPLINE 23-3/8	1
24	136992	CAM RH 28 SPLINE 23-3/8	1
25	127777	SLACK ADJ AUTO 12-1/4X7-1/2 (INCLUDES CLEVIS, PINS, GAGE & INSTRUCTIONS)	2
26	138719	SPRING BRAKE TYPE 30/30	2
27	103805	ABS SENSOR BLOCK	2
28	144979	ABS SENSOR RETAINER CLIP	2
29	101847	ABS SENSOR CABLE-.4M (1FT) (SENSOR & CABLE ASSEMBLY)	2
30	034-048-00	BRACKET AIR CHAMBER MTG	2
31	1-512-010007-05	NUT, HEX 1/4-20 GR2 ZP	8
32	005-079-00	LOCK WASHER, DEXTER	8
33	034-032-00	RETAINING PLATE-CAMSHAFT DEXTR (EACH HALF SOLD SEPERATELY)	4
34	034-031-00	BRACKET ASSY-CAMSHAFT SUPT	2
35	007-139-00	BOLT RET CAM BUSHING DEXTER	8
36	138054	KIT,BRAKE, 12 1/4X7 1/2 (1 KIT PER AXLE) (INCLUDES ITEMS 1, 2 EACH & ITEM 12, 4 EACH)	1

ILLUSTRATED PARTS LIST

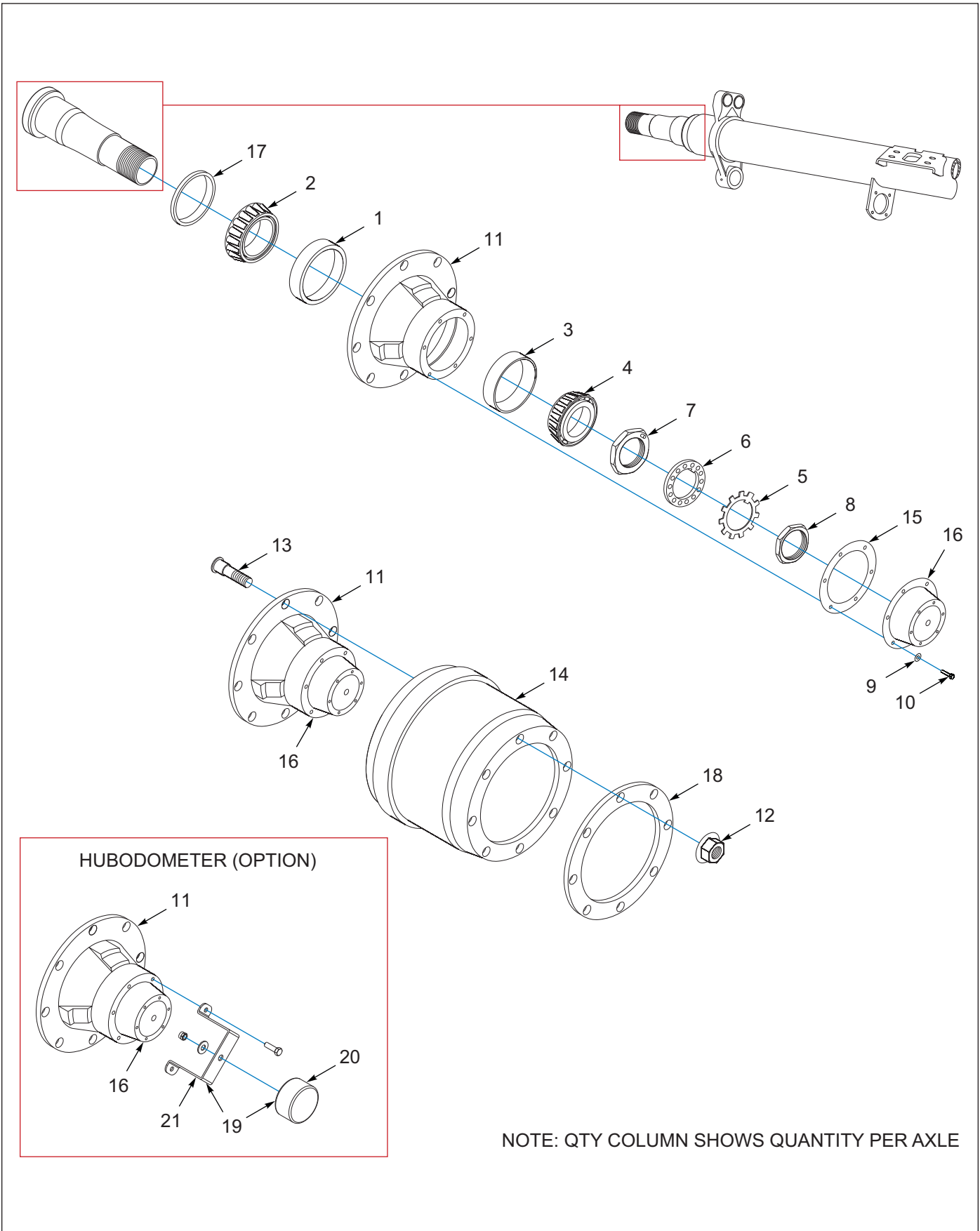


Figure 1-38: Axle 12.25 x 7.5 Drum & Hub Assembly, Dexter

Axle 12.25 x 7.5 Drum & Hub Assembly, Dexter

ITEM	PART NUMBER	DESCRIPTION	QTY
	212381	AXLE 77 12.25SPG 25K TIS (REPLACED 115704, AFTER 06/16/2018)	--
1	HM218210	BEARING CUP,INNER-DEXTERD225K (ITEM 11 INCLUDES 1 EACH)	2
2	HM218248	INNER BEARING	2
3	HM212011	OUTER CUP (ITEM 11 INCLUDES 1 EACH)	2
4	HM212049	OUTER BRG A19S	2
5	105106	STAR L/W (005-099-00)	2
6	105107	LOCK WASHER (005-098-00)	2
7	103103-002	NUT INNER SPINDLE DEXTER (006-114-00)	2
8	006-115-00	NUT OUTER, SPINDLE, DEXTER (103102-001)	2
9	1-861-010034-10	WASHER,LKG 5/16	12
10	1-654-010049-03	SCREW HX CP 5/16-18UNCX3/4GR5	12
11	112492	HUB 8 BOLT ABS 100 TOOTH (INCLUDES TONE RING) (INCLUDES ITEMS 1, 3, 13)	2
12	179955	NUT,FLANGE MM22X1.5 (1.50HEX) (179933, 153408)	16
13	101162	STUD - DISC PILOT HOLE WHL (2.47 STANDOUT) (BEFORE 06/16/2018)	16
13	113536	STUD RH 22MM 3.5 STANDOUT (131069) (3.5 STANDOUT) (AFTER 06/16/2018 - UNIVERSAL, STEEL / ALUMINUM WHEELS) (ITEM 11 INCLUDES 8 EACH)	16
14	63680	DRUM, BRAKE	2
15	3067	GASKET HUB (153402)	2
16	4009	BOLT ON HUB CAP W/PLUG (OIL CAP INCLUDES VENT PLUG AND ITEM 15, 1 EACH)	2
17	3-659-010012	SEAL, AXLE	2
18	114619	WHEEL GUARD 8 HOLE 275MM BC (USED ONLY TO SEPARATE STEEL RIM OR DRUM FROM ALUMINUM RIM)	2
19	142550	HUBODOMETER INSTALL 235/17.5 (650RPM) (OPTION INCLUDES ITEMS 20, 21)	1
20	142547	HUBODOMETER 650 RPM (OPTION)	1
21	197606	BRACKET HUBODOMETER 4"H TIS (OPTION)	1

ILLUSTRATED PARTS LIST

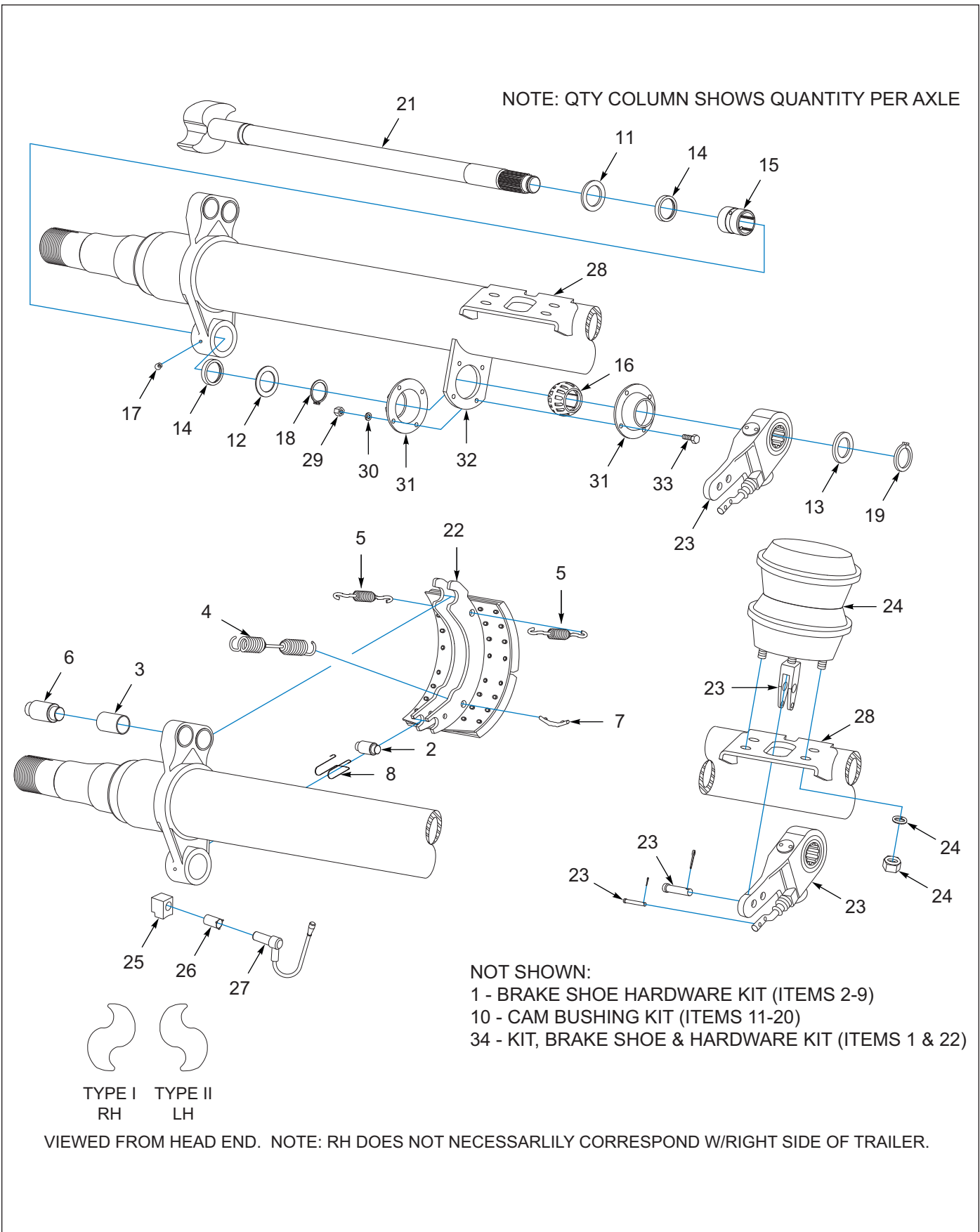


Figure 1-39: Axle 16.5 x 7 Drum Brakes, Dexter

Axle 16.5 x 7 Drum Brakes, Dexter

ITEM	PART NUMBER	DESCRIPTION	QTY
	212421	AXLE 75, 16.5 X 7 SPG BRK - 25K (REPLACED 115715, AFTER 06/16/2018)	--
1	K71-136-00	BRAKE SHOE H KIT 16.5X7 DXTR (INCLUDES ITEMS 2-9) (INCLUDED WITH ITEM 34)	2
2	014-065-00	ROLLER BRAKE SHOE(KNURLED)DXTR (ITEM 1 INCLUDES 2 EACH)	4
3	014-068-00	ANCHOR PIN-BRAKE SHOE DEXTErr (ITEM 1 INCLUDES 2 EACH)	4
4	046-096-00	SPRING BRAKE SHOE-ORANGE DEXTR (ITEM 1 INCLUDES 1 EACH)	2
5	046-097-00	SPRING-BRAKE SHOE KEEPER DEXTR (ITEM 1 INCLUDES 2 EACH)	4
6	056-017-00	ANCHOR PIN-BRAKE SHOE DEXTER (ITEM 1 INCLUDES 2 EACH)	4
7	056-018-00	RETAINER-RETRACTOR SPRING DXTR (ITEM 1 INCLUDES 2 EACH)	4
8	071-122-00	RETAINER BRAKE SHOE ROLLER (ITEM 1 INCLUDES 2 EACH)	4
9	-----	INSTRUCTIONS (NOT SHOWN) (ITEM 1 INCLUDES 1 EACH)	1
10	138090	BUSHING KIT (PER BRAKE) (INCLUDES ITEMS 11-20)	2
11	005-096-00	WASHER CAMSHAFT DEXTER (ITEM 10 INCLUDES 1 EACH)	2
12	005-097-00	WASHER CAM SHAFT DEXTER (ITEM 10 INCLUDES 2 EACH)	2
13	113819	CAMSHAFT WASHER 28 SPLINE (ITEM 10 INCLUDES 1 EACH)	2
14	408101-001	SPIDER SEAL (ITEM 10 INCLUDES 2 EACH)	4
15	405129	SPIDER BUSHING (ITEM 10 INCLUDES 1 EACH)	2
16	405999-001	BUSHING, CAMSHAFT SUPPORT (ITEM 10 INCLUDES 1 EACH)	2
17	061-003-00	GREASE FITTING-SPIDER DEXTER (ITEM 10 INCLUDES 1 EACH)	2
18	214104	CAM LOCK RING (ITEM 10 INCLUDES 2 EACH)	2
19	069-078-00	SNAP RING (ITEM 10 INCLUDES 1 EACH)	2
20	-----	INSTRUCTIONS (NOT SHOWN) (ITEM 10 INCLUDES 1 EACH)	1
21	137461	CAMSHAFT, 25" LH	1
21	137485	CAMSHAFT, 25" RH	1
22	040-180-00	BRAKE SHOE & LINING DEXTER (INCLUDED WITH ITEM 34)	4
23	139383	SLACK ADJUSTER,STR AUTO 28SPL (INCLUDES CLEVIS, PINS, GAGE, & INSTRUCTIONS)	2
24	126292	CHAMBER 30-30 7.00 PUSHROD	4
25	103805	ABS SENSOR BLOCK	2
26	101849	ABS SENSOR SPRING CLIP	2
27	101847	ABS SENSOR CABLE-.4M (1FT) (SENSOR & CABLE ASSEMBLY)	2
28	034-048-00	BRACKET AIR CHAMBER MTG	2
29	1-512-010007-05	NUT, HEX 1/4-20 GR2 ZP	8
30	005-079-00	LOCK WASHER, DEXTER	8
31	034-032-00	RETAINING PLATE-CAMSHAFT DEXTR (EACH HALF SOLD SEPERATELY)	4
32	034-047-00	BRACKET-CAMSHAFT SUPTWELD ON (2 PER AXLE)	4
33	007-139-00	BOLT RET CAM BUSHING DEXTER	8
34	159001	BRAKE SHOE&HARDWARE KIT16.5X7 (1 KIT PER AXLE) (INCLUDES ITEMS 1, 2 EACH & 22, 4 EACH)	1

ILLUSTRATED PARTS LIST

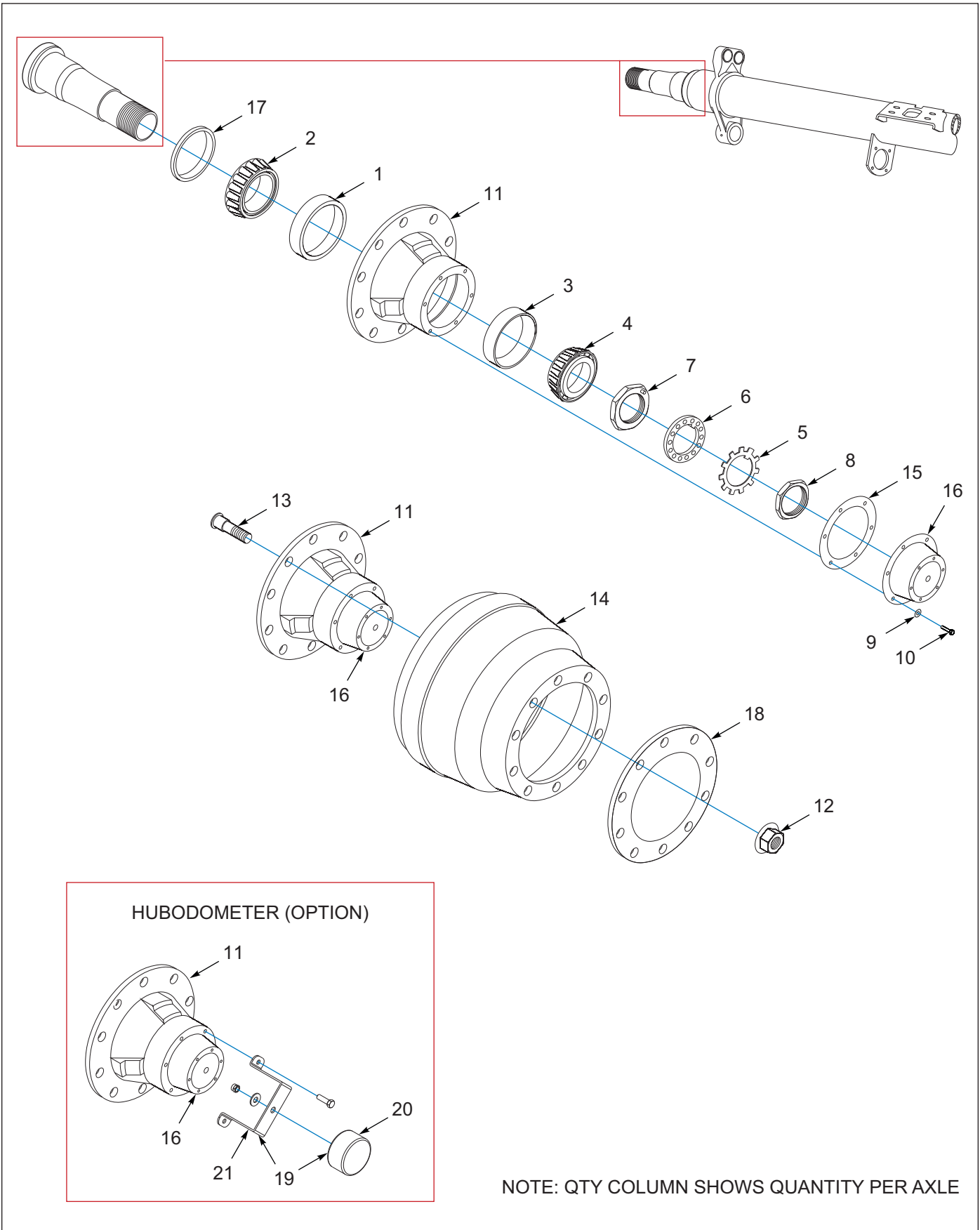


Figure 1-40: Axle 16.5 x 7 Drum and Hub Assembly, Dexter

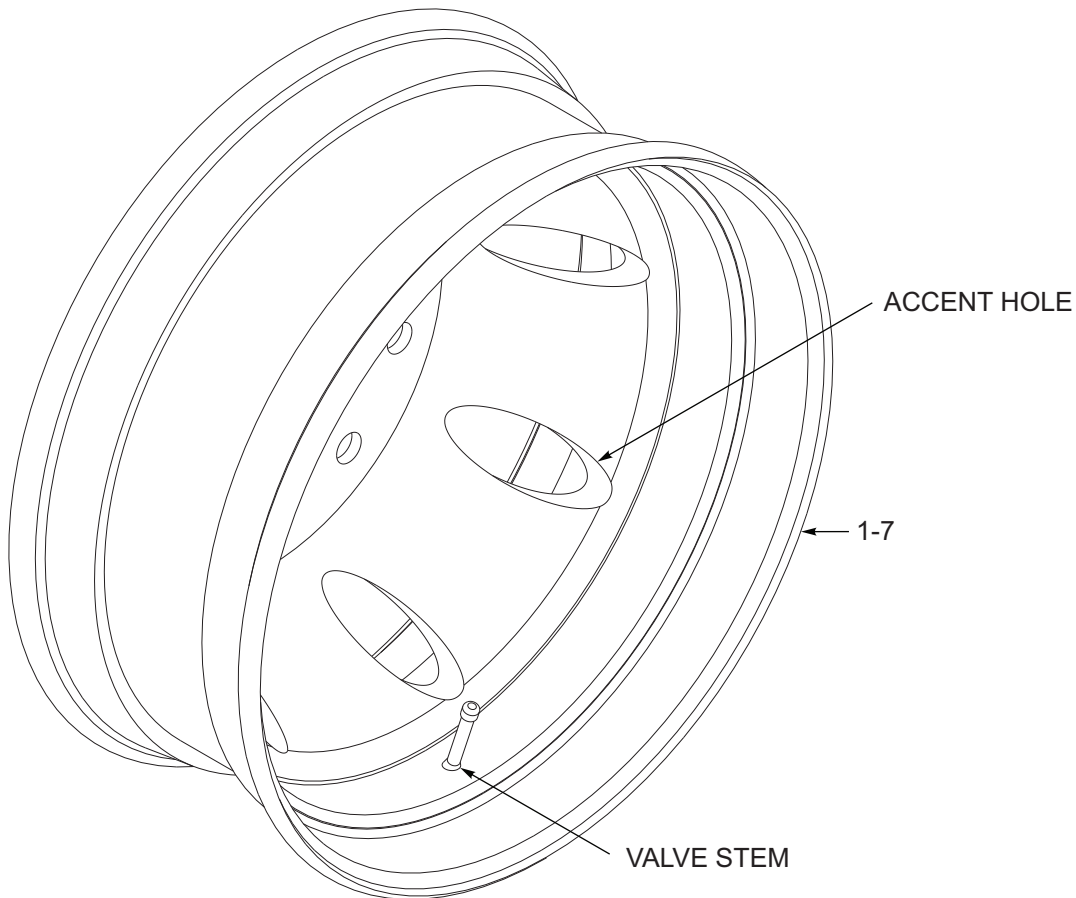
Axle 16.5 x 7 Drum and Hub Assembly, Dexter

ITEM	PART NUMBER	DESCRIPTION	QTY
	212421	AXLE 75, 16.5 X 7 SPG BRK - 25K (REPLACED 115715, AFTER 06/16/2018)	--
1	HM218210	BEARING CUP,INNER-DEXTERD225K (INCLUDED WITH ITEM 11 INCLUDES 1 EACH)	2
2	HM218248	INNER BEARING	2
3	HM212011	OUTER CUP (INCLUDED WITH ITEM 11 INCLUDES 1 EACH)	2
4	HM212049	OUTER BRG A19S	2
5	105106	STAR L/W (005-099-00)	2
6	105107	LOCK WASHER (005-098-00)	2
7	103103-002	NUT INNER SPINDLE DEXTER (006-114-00)	2
8	006-115-00	NUT OUTER, SPINDLE, DEXTER (103102-001)	2
9	1-861-010034-10	WASHER,LKG 5/16	12
10	1-654-010049-03	SCREW HX CP 5/16-18UNCX3/4GR5	12
11	110975	HUB FOR 103781 (100 TOOTH TONE RING) (INCLUDES ITEMS 1, 3) (FLANGE NUTS & STUDS SOLD SEPARATELY)	2
12	179955	NUT,FLANGE MM22X1.5 (1.50HEX) (179933, 153408)	20
	101162	STUD - DISC PILOT HOLE WHL (2.47 STANDOUT) (BEFORE 06/16/2018)	20
13	113536	STUD RH 22MM 3.5 STANDOUT (131069) (3.5 STANDOUT) (AFTER 06/16/2018 - UNIVERSAL, STEEL / ALUMINUM WHEELS)	20
14	110976	DRUM FOR 103781	2
15	3067	GASKET HUB (153402)	2
16	4009	BOLT ON HUB CAP W/PLUG (OIL CAP INCLUDES VENT PLUG AND ITEM 15)	2
17	3-659-010012	SEAL, AXLE	2
18	3-870-010107	WHEEL-GUARD,10STD 285.75MM BC (NYLON SPACER USED TO SEPARATE STEEL RIM OR DRUM FROM ALUMINUM RIM)	2
19	137108	HUBODOMETER INSTL 255TIRE (572RPM) (OPTION INCLUDES ITEMS 21, 22)	1
20	113109	HUBODOMETER 572 RPM	1
21	197606	BRACKET HUBODOMETER 4"H TIS	1

IMPORTANT: IF ORDERING TIRE ASSEMBLIES OR REPLACEMENT WHEELS, PROVIDE THE DEALER WITH THE TRAILER VIN NUMBER TO PROPERLY IDENTIFY ORIGINAL PARTS.

MAIN CHARACTERISTICS TABLE:

ITEM	WHEEL	STUDS	BOLT PATTERN	HUB BORE	OFFSET
1	17.5 X 6.75	8	10.827 (275 MM)	8.70 (221.1 MM)	5.55
2	17.5 X 6.75	8	10.827 (275 MM)	9.00 (228.6 MM)	5.60
3	22.5 X 7.50	10	11.25 (285.75 MM)	8.66 (220 MM)	6.45
4	22.5 X 7.50	10	11.25 (285.75 MM)	8.78 (223 MM)	6.44
5	22.5 X 8.25	10	11.25 (285.75 MM)	8.66 (220 MM)	6.59
6	22.5 X 8.25	10	11.25 (285.75 MM)	8.66 (220 MM)	6.60
7	22.5 X 8.25	10	11.25 (285.75 MM)	8.66 (220 MM)	6.62



8 ACCENT HOLE WHEEL SHOWN AS REFERENCE:

NOT SHOWN: #8 VALVE STEM EXTENSION (OPTION)

Figure 1-41: Wheels

Wheels

ITEM	PART NUMBER	DESCRIPTION	QTY
1	100402	WHEEL POL ALUM PILOT 17.5X6.75 (USES TR-553C VALVE STEM) (8 ACCENT HOLES, POLISHED, ALUMINUM) (ALCOA, ACCURIDE)	1
1	112047	WHEEL AL PILOT 17.5X6.75 MACH (USES 100401 VALVE STEM) (8 ACCENT HOLES, MACHINED, ALUMINUM)	1
1	232809	WHEEL AL PILOT 17.5X6.75 (POL) (USES 238615 VALVE STEM) (8 ACCENT HOLES, POLISHED, ALUMINUM) (FLEETSIDE)	1
1	223938	WHEEL AL PILOT 17.5X6.75 POL (USES 236462 VALVE STEM) (10 ACCENT HOLES, POLISHED, ALUMINUM) (FLEETSIDE)	1
2	224322	WHEEL AL PLT MT 17.5X6.75 D-BT (USES 100401 VALVE STEM) (8 ACCENT HOLES, POLISHED, ALUMINUM) (DURA-BRIGHT)	1
2	230730	WHEEL DISC PLT MNT 17.5X6.75 (USES TR500 VALVE STEM) (4 HAND HOLES, PAINTED BLACK, STEEL)	1
2	3-870-010097	WHEEL,DISC,PILOT MT 17.5X6.75 (USES TR500 VALVE STEM) (4 ACCENT HOLES, PAINTED WHITE, STEEL)	1
3	139600	WHEEL,AL DURA BRITE 255/70R (USES TR545D VALVE STEM) (10 ACCENT HOLES, POLISHED, ALUMINUM)	1
3	3-870-010106	WHEEL,AL,PILOT MT 22.5X7.5POL (USES TR545D VALVE STEM) (10 ACCENT HOLES, POLISHED, ALUMINUM)	1
3	3-870-010116	WHL,ALM,PLT MT 22.5X7.50 (USES TR545D VALVE STEM) (10 ACCENT HOLES, UNPOLISHED, ALUMINUM)	1
4	3-870-010104	WHEEL,DISC PILOT MT 22.5X7.50 (USES TR500 VALVE STEM) (5 ACCENT HOLES, PAINTED WHITE, STEEL)	1
5	111416	WHEEL ALUM PLT 22.5X8.25 POL (USES TR545D VALVE STEM) (8 ACCENT HOLES, POLISHED, ALUMINUM)	1
5	111417	WHEEL,ALUM,PLT 22.5X8.25 MACH (USES TR545D VALVE STEM) (8 ACCENT HOLES, MACHINED ALUMINUM)	1
5	134757	WHEEL AL PLT 22.5X8.25 POL CTG (USES TR545D VALVE STEM) (8 ACCENT HOLES, POLISHED COATING, ALUMINUM)	1
6	150346	WHEEL,ALUM,DURA-BRT 22.5X8.25 (USES TR545D VALVE STEM) (8 ACCENT HOLES, POLISHED, ALUMINUM)	1
7	111652	WHEEL,PILOT MT 22.5X8.25, PP (USES TR573D VALVE STEM) (10 HAND HOLES, SPECIFY BLACK OR SILVER STEEL)	1
7	3-870-010110	WHEEL,DISC,PILOT MT 22.5X8.25 (USES TR573 VALVE STEM) (5 ACCENT HOLE, PAINTED WHITE, STEEL)	1
8	1-843-010014	VALVE EXTENSION,STEM (OPTIONAL, RIGID STRAIGHT 3" LONG, NOT USED WITH TIRE INFLATION SYSTEMS) (NOT SHOWN)	1

Air Brake System

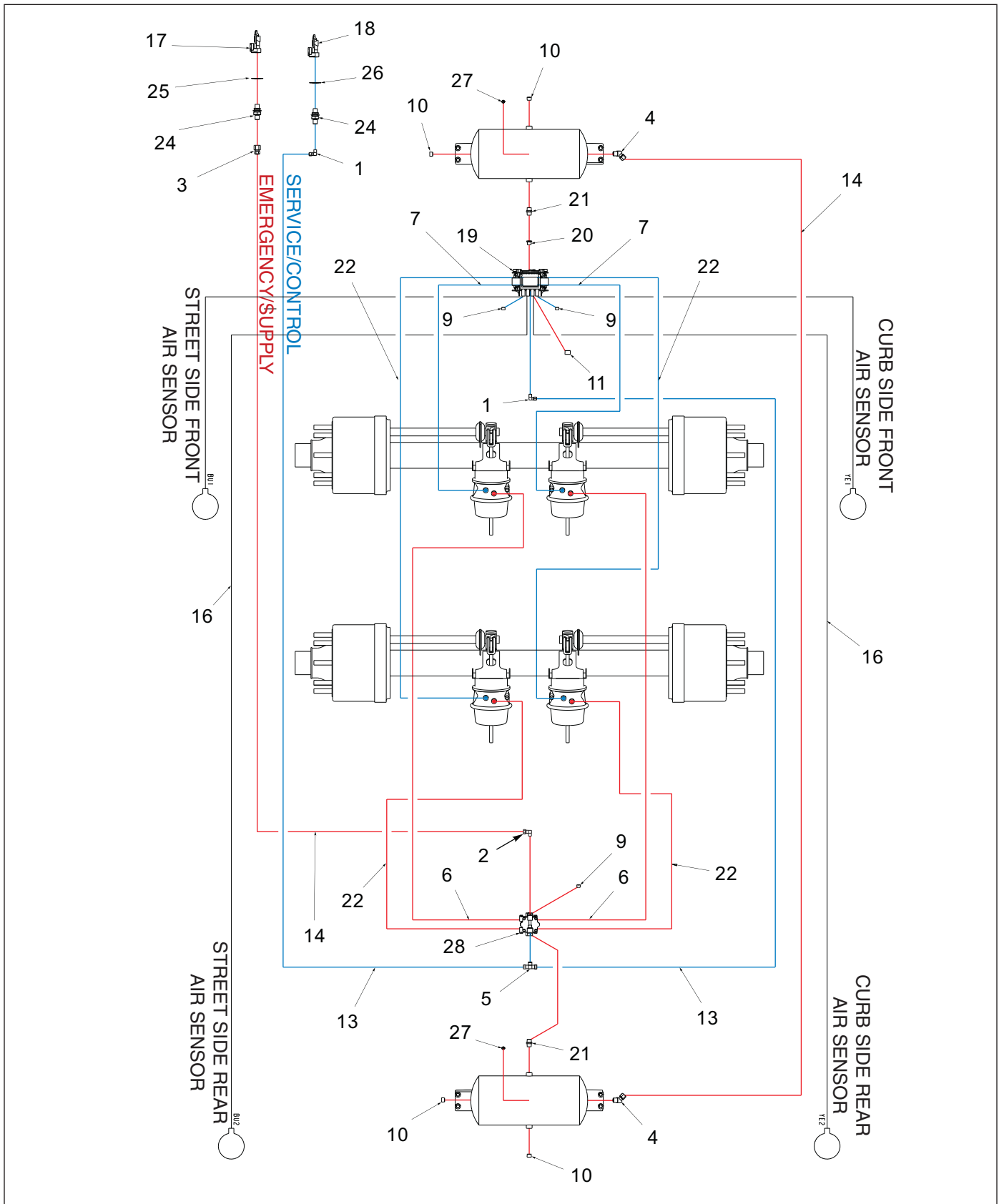


Figure 1-42: Air Brake System - 135C

Air Brake System - 135C

ITEM	PART NUMBER	DESCRIPTION	QTY.	
	115761	SUSP ASSY SPG L40CAN - 102 REAR	*	
	115762	SUSP ASSY SPG L40CAN - 102 FRONT	*	
	122346	SUSPENSION FASTENER RLU - 228 - 6.3		*
	124588	SUSPENSION FASTENER RLU - 228 - 6.3		*
1	1-297-010008-18	FITTING,AIR 90 3/8TUBEX1/4NPT	2	2
2	1-297-010008-23	FITTING, AIR 90 1/2 TUBE TO 3/8 NPT	1	1
3	1-297-010012-16	FITTING, AIR FEMALE CONN 1/2T-1/2P		
4	1-297-010013-16	FITTING,AIR 1/2X1/2 45 M/ELB 1/2T-1/2P	2	2
5	1-297-010015-07	FITTING, AIR, BR TEE 3/8T-3/8P	1	1
6	1-384-010038054	HOSE AIR 3/8X54 W/3/8 ENDS	2	2
7	1-384-010038076	HOSE AIR 76 3/8 W/3/8 ENDS	2	2
8	1-512-010005-05	NUT, HEX, SLFLKG, 3/8-16 UNC, GRB (NOT SHOWN)	8	8
9	1-560-010002-03	PLUG, PIPE, 3/8NPTF	3	3
10	1-560-010002-04	PLUG, PIPE, 1/2NPT	4	4
11	1-560-010002-05	PLUG, PIPE, 3/4-14 NPTF	1	1
12	1-654-010051-08	SCREW, HEX, 3/8-16UNCX1-3/4 GR5 (NOT SHOWN)	8	8
13	1-833-010002	TUBING NYLON 3/8OD (BY THE INCH)	46	46
14	1-833-010003	TUBING NYLON 1/2 OD (BY THE INCH)	49	49
15	1-861-010032-11	WASHER, FLAT, ZP/CD, 3/8W (NOT SHOWN)	16	16
16	103861	SENSOR EXT CABLE-3M (10FT)	2	2
17	108801	GLAD HAND - RED - AIR	1	1
18	108802	GLAD HAND - BLUE - AIR	1	1
19	114584	ABS KIT WABCO 4S/2M TAB (BEFORE 12/08/2021 - AFTER OBSOLETE USE 114586)	1	1
20	118-2659-9	BUSHING, 1/2NPT X 3/4 NPT STL	1	1
21	2083-8-8S	NIPPLE HEX 1/2 PIPE - 1/2 PIPE	2	2
22	3-384-010020	HOSE, AIR 3/8X32, .38 NPT ENDS	4	4
23	3-780-010002	TANK, AIR 9.5X22.5, .5NPT PORTS	2	2
24	55B61	FRAME UNION	2	2
25	55B61-6	TAG EMER LINE VELVAC 035025	1	1
26	55B61-7	TAG SERVICE LINE VELVAC 035026	1	1
27	56D4	COCK, DRAIN AIR TANK VEL036019	2	2
28	758-181	VALVE TASK 4 PORT	1	1
29	805-2	BUSHING, STEP (NOT SHOWN)	16	16

ILLUSTRATED PARTS LIST

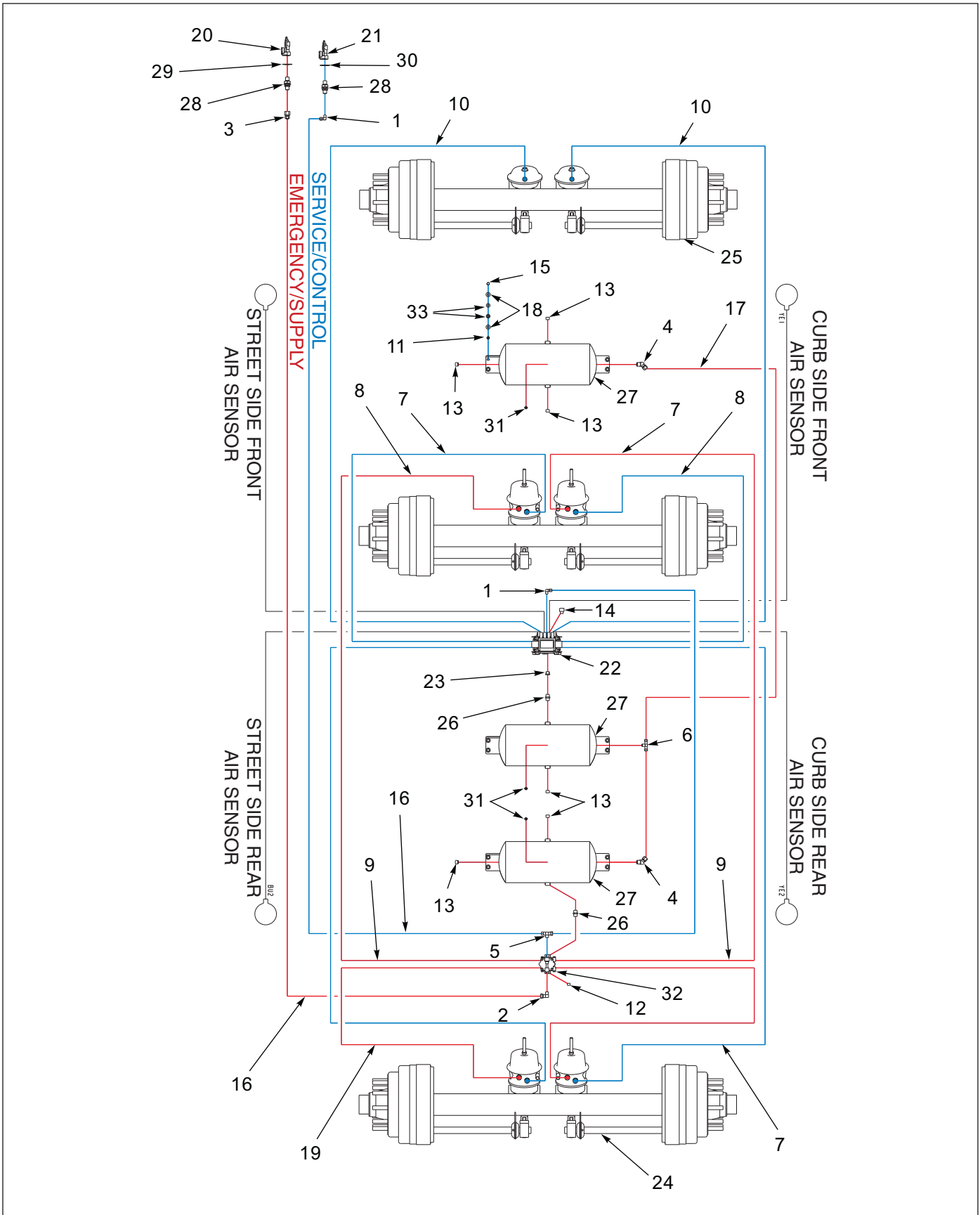


Figure 1-43: Air Brake System - 150C

Air Brake System - 150C

ITEM	PART NUMBER	DESCRIPTION	QTY.	
	124590	AXLE WELD RLU228 D2516X75	*	
	167527	AXLE WELD RLU228 D2516-SER-75	*	
	117560	SUSPENSION ASSY SPRING 150		*
1	1-297-010008-18	FITTING,AIR 90 3/8TUBEX1/4NPT	2	2
2	1-297-010008-23	FITTING, AIR 90 1/2 TUBE TO 3/8 NPT	1	1
3	1-297-010012-16	FITTING, AIR FRMALE CONN 1/2T-1/2P	1	1
4	1-297-010013-16	FITTING,AIR 1/2X1/2 45 M/ELB	2	2
5	1-297-010015-07	FITTING, AIR, BR TEE 3/8T-3/8P	1	1
6	1-297-010015-11	FITTING, AIR, BR TEE 1/2T-1/2P	--	1
7	1-384-010038024	HOSE ASM AIR 3/8X24	2	2
8	1-384-010038072	HOSE AIR 72 3/8 W/3/8 ENDS	2	2
9	1-384-010038076	HOSE AIR 76 3/8 W/3/8 ENDS	2	2
10	1-384-010038084	HOSE AIR 84 3/8 W/3/8 ENDS	12	12
11	1-512-010005-05	NUT, HEX, SLFLKG, 3/8-16 UNC, GRB	12	12
12	1-560-010002-03	PLUG, PIPE, 3/8NPTF	1	1
13	1-560-010002-04	PLUG, PIPE, 1/2NPT	6	5
14	1-560-010002-05	PLUG,PIPE, 3/4-14NPTF	1	1
15	1-654-010051-08	SCREW,HEX CAP,3/8-16X1-3/4 G	12	12
16	1-833-010002	TUBING NYLON 3/8 OD	10	10
17	1-833-010003	TUBING NYLON 1/2 OD	10	10
18	1-861-010032-11	WASHER, FLAT 3/8 W ZP/CD	24	24
19	101003	HOSE ASM AIR 3/8X48,W/3/8 END	4	4
20	108801	GLAD HAND - RED - AIR	1	1
21	108802	GLAD HAND - BLUE - AIR	1	1
22	114586	ABS KIT WABCO 4S/2MTRI/SPREAD	1	1
23	118-2659-9	BUSHING 1/2NPTX3/4NPT STL	1	1
24	124590	AXLE WELD RLU228 D2516X75	--	--
25	167527	AXLE WELD RLU228 D2516-SER-75	--	--
26	2083-8-8S	NIPPLE 1/2NPTX1/2NPT	2	2
27	3-780-010002	TANK AIR 9.5X22.5 .5NPT PORTS	3	3
28	55B61	FRAME UNION	2	2
29	55B61-6	TAG EMER LINE VELVAC 035025	1	1
30	55B61-7	TAG SERVICE LINE VELVC 0350256	1	1
31	56D4	COCK,DRAIN AIR TANK VEL, 036019	3	3
32	758-181	VALVE TASK 4 PORT	1	1
33	805-2	BUSHINGS, STEP	24	24

ILLUSTRATED PARTS LIST

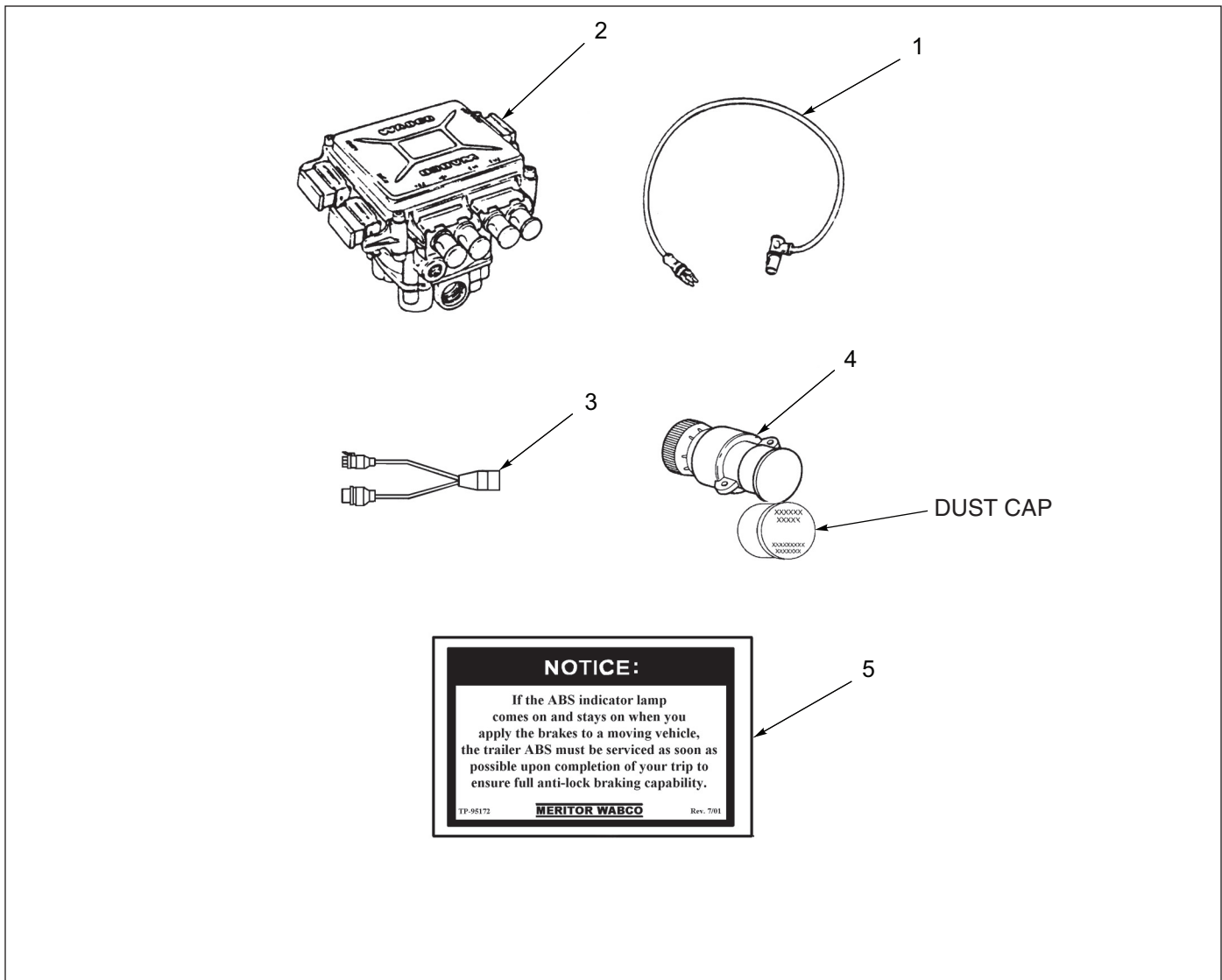


Figure 1-44: ABS Brake Kit - Rockwell

ABS Brake Kit - Rockwell

ITEM	PART NUMBER	DESCRIPTION	QTY.
	114584	ABS KIT WABCO 4S/2M TAB (INCLUDES ITEMS 1-3) (BEFORE 12/08/2021 - AFTER OBSOLETE USE 114586)	--
	114586	ABS BRAKE KIT 4S/2M-TRI/SPRD (INCLUDES ITEMS 1-3) (AFTER 12/08/2021 - REPLACED 114584)	--
1	101848	SENSOR EXT. CABLE,1.78M,ABS (6' LONG) (114584) (BEFORE 12/08/2021 - AFTER OBSOLETE USE 103861)	4
1	103861	SENSOR EXT CABLE-3M (10FT) (114586) (AFTER 12/08/2021)	4
2	114588	ECU/VALVE ASSEMBLY 4S/2M	1
3	147464	POWER CABLE 4.0M (13' LONG)	1
4	101849	SPRING CLIP, ABS SENSOR	2
5	-----	DECAL, WARNING	1

ILLUSTRATED PARTS LIST

Tire Inflation System

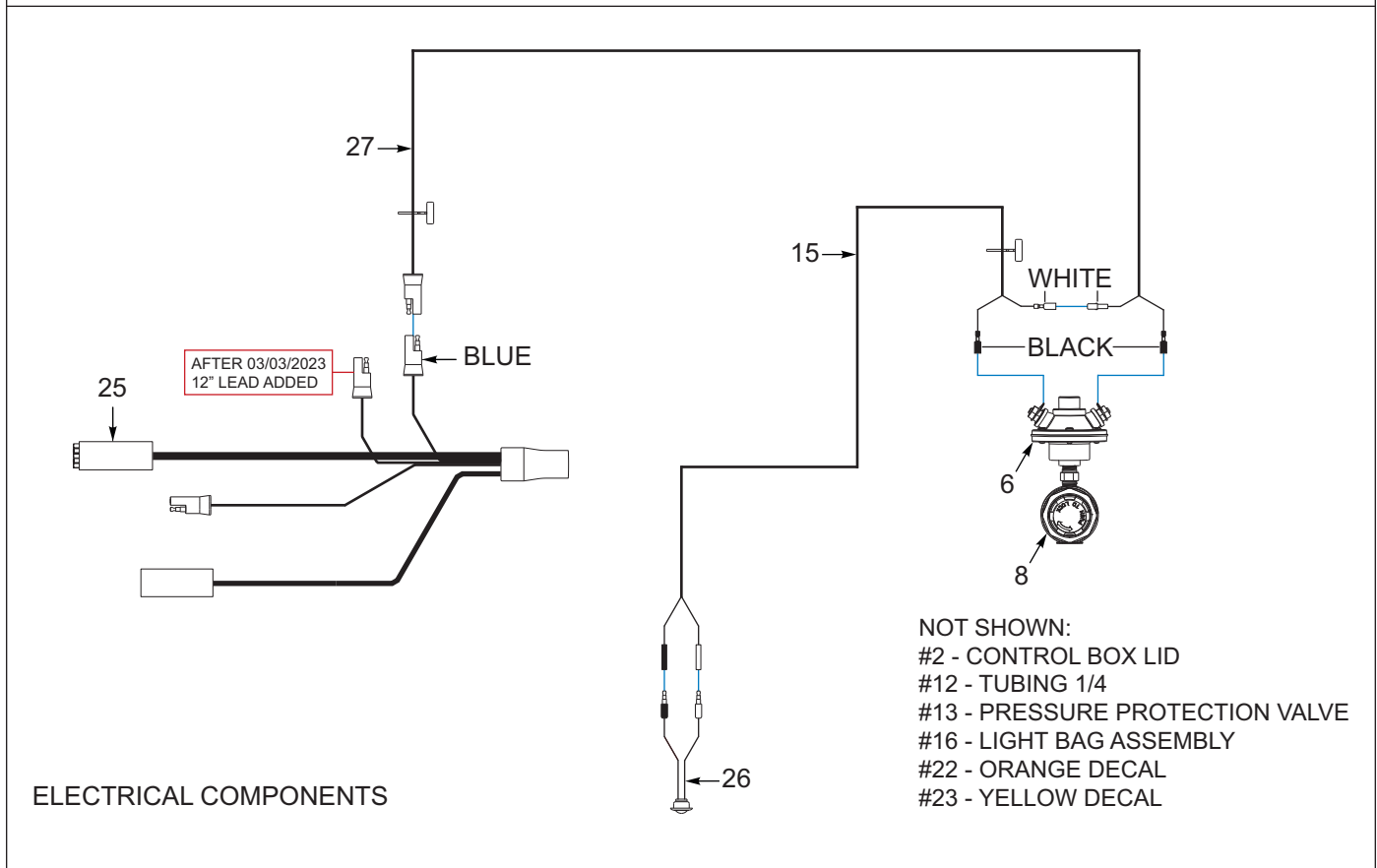
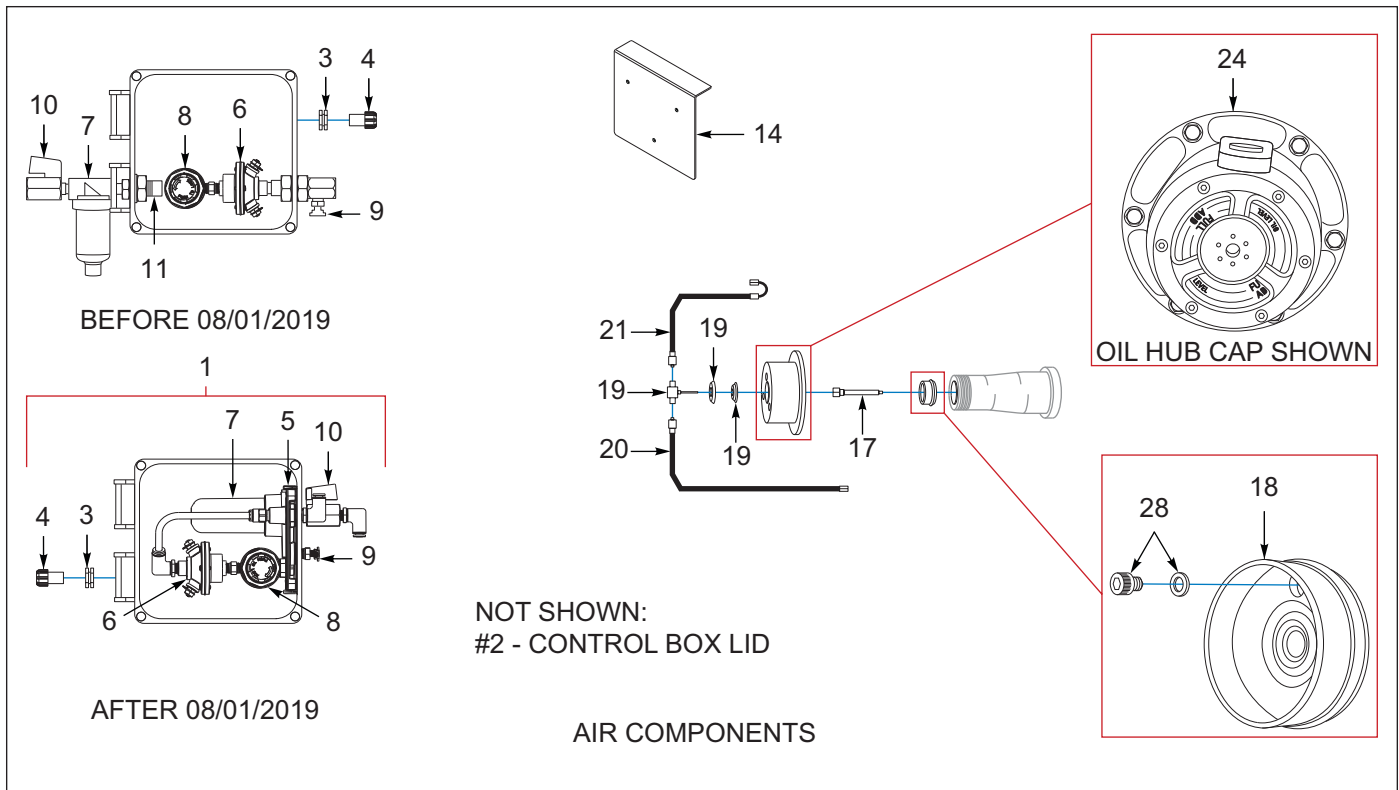
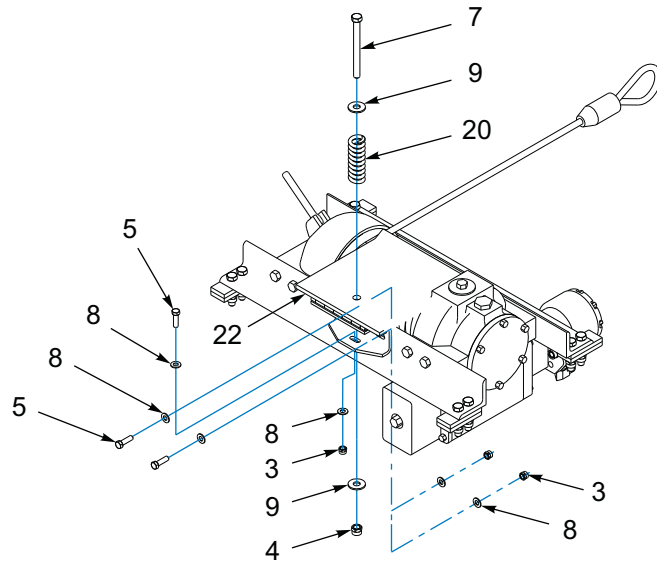


Figure 1-45: Tire Inflation System, Thermalert (OPTION)

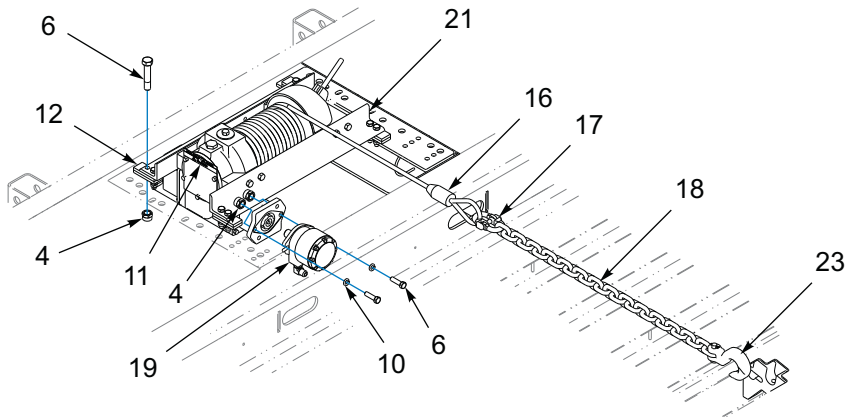
Tire Inflation System, Thermalert (OPTION)

ITEM	PART NUMBER	DESCRIPTION	QTY
	168593	THERMALERT TIS 2 AXLE (INCLUDES ITEMS 1-23)	--
	195395	THERMALERT TIS 3 AXLE (INCLUDES ITEMS 1-23)	--
1	168618	THERMALERT CONTROL BOX (BEFORE 08/01/2019 INCLUDES ITEMS 2-4, 6-11) (AFTER 08/01/2019 INCLUDES ITEMS 2-10)	1
2	216705	CONTROL BOX LID (180226) (NOT SHOWN)	1
3	106-0006	NUT 1/2 CONDUIT STL	1
4	20125	STRAIN RELIEF, 1/4TO3/8	1
5	230613	TIS MANIFOLD ASSY (AFTER 08/01/2019) (INCLUDES ITEMS 7-8 PLUS GASKET, 4 SCREWS & 8" AIR LINE)	1
6	180229	FLOW SENSE SWITCH (216704)	1
7	180228	SELF-DRAINING FILTER (BEFORE 08/01/2019)	1
7	-----	PARTICULATE FILTER ASSEMBLY (AFTER 08/01/2019 PART IF ITEM 5) (INCLUDES FILTER 31104-00 AND BOWL 31105-00)	--
8	180224	PRESSURE REGULATOR VALVE (216708) (BEFORE 08/01/2019)	1
8	-----	PRESSURE REGULATOR (AFTER 08/01/2019 INCLUDED WITH ITEM 5)	--
9	180225	PETCOCK (216706)	1
10	180223	SHUT-OFF VALVE (216709)	1
11	180227	BULKHEAD/CHECK VALVE (BEFORE 08/01/2019 ONLY)	1
12	1-833-010001	TUBING NYLON 1/4 OD (NOT SHOWN)	--
13	168610	THERMALERT PRESS PROT VALVE (NOT SHOWN)	1
14	168611	THERMALERT CNTRL BOX BRKT	1
15	168613	THERMALERT WIRING HARNESS	1
16	168614	THERMALERT LIGHT BAG ASSY (NOT SHOWN)	1
17	168616	THERMALERT STAT & FILTER ASSY (PER AXLE)	2
18	168617	THERMALERT PRESS PLUG ASSY (PER AXLE)	2
19	178592	THRU TEE ASSEMBLY 4.25" (INCLUDES SHIELD & VENT CAP) (PER AXLE)	2
20	180839	TIS LONG HOSE (17" LONG) (PER AXLE)	2
21	180840	TIS SHORT HOSE (13-1/2" LONG) (PER AXLE)	2
22	205836	ORANGE WARNING DECAL TIS (NOT SHOWN)	1
23	205837	YELLOW WARNING DECAL TIS (NOT SHOWN)	2
24	197318	HUB CAP TIS GREASE AXLE (OPTION) (PER AXLE)	2
24	197613	HUB CAP TIS OIL AXLE (STANDARD) (PER AXLE)	2
25	143103	HARNESS ECHAIN GROTE (AFTER 03/03/2023, 12" LEAD ADDED)	--
26	183413	LIGHT, WHT LED .75 CL/MK GROTE	1
27	202207	HARNESS MOD, TIS POWER ASSY	1
28	228069	THERMALERT THERMAL PLUG KIT (INCLUDES 1 PLUG AND 1 GASKET)	1

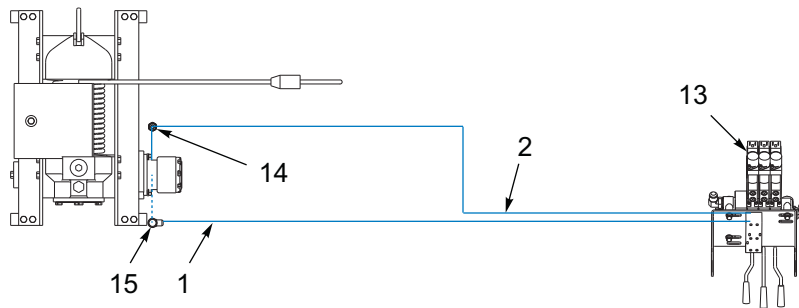
Winch - Options



SPRING TENSIONER ASSEMBLY



WINCH ASSEMBLY

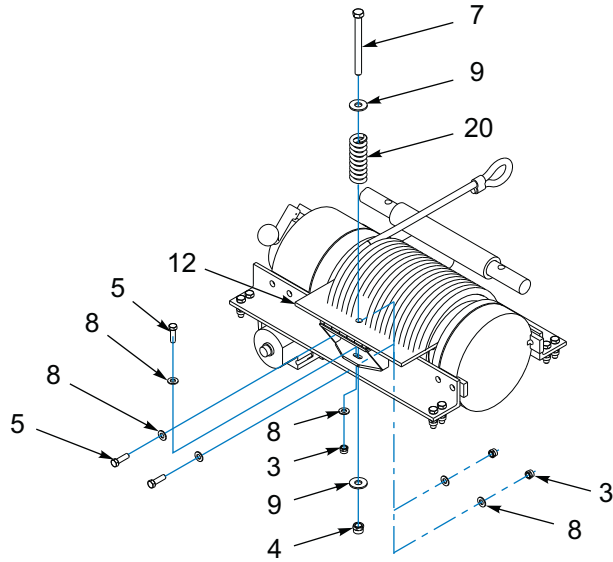


HYDRAULIC SYSTEM

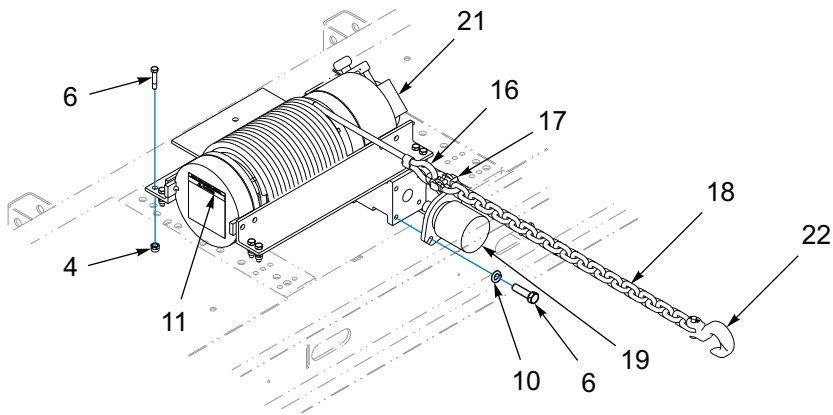
Figure 1-46: Winch Installation, Braden 12K, Spring Tension

Winch Installation, Braden 12K, Spring Tension

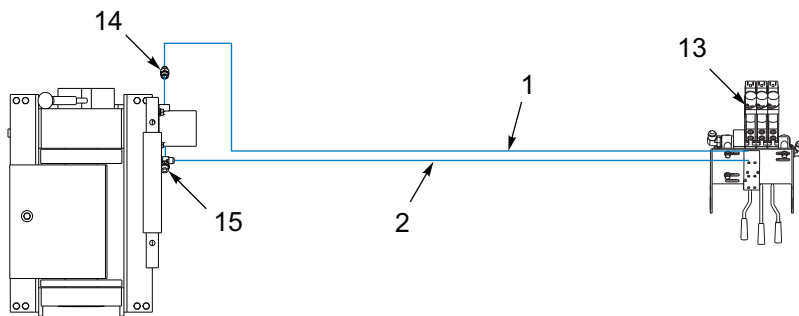
ITEM	PART NUMBER	DESCRIPTION	QTY.
	3-873-010144-01	WINCH, 12K SPRING TENSION	--
1	1-397-010301170	HOSE ASSEMBLY 1/2 X 170	1
2	1-397-010302172	HOSE ASSEMBLY 1/2 X 172	1
3	1-512-010005-05	NUT, HEX LOCK 3/8-16	3
4	1-512-010005-09	NUT, HEX LOCK 1/2-13 GRB	11
5	1-654-010051-06	SCREW, HEX HEAD CAP 3/8-16 X 1-1/4 GR5	3
6	1-654-010055-04	SCREW, HEX, 1/2-13 UNC X 1-3/4 GR5	10
7	1-654-010055-16	SCREW, HEX HEAD CAP 1/2-13 X 5-1/2 GR5	1
8	1-861-010032-10	WASHER, FLAT 3/8N	6
9	1-861-010032-15	WASHER, FLAT, ZP/CD, 1/2W	2
10	1-861-010034-13	WASHER, SPLIT LOCK 1/2	2
11	100600	DECAL, WARNING, BRADEN WINCH	1
12	116378	SPACER, WINCH	8
13	148241	VALVE ASSEMBLY, 3-SPOOL 400	--
14	202702-10-8S	ADAPTER, #10 O-RING - #8 TUBE	1
15	2062-10-8S	ADAPTER, 90, #10 O-RING - #8 TUBE	1
16	3-155-010017-4	CABLE ASSEMBLY, 1/2 X 85' LENGTH	--
17	3-174-010038	CHAIN LINK, CONNECTING, 1/2	1
18	3-174-010039036	CHAIN, 1/2 X 36" GRD7	1
19	3-481-010006	MOTOR HYD. - 12K (SEE PAGE 1-117)	1
20	3-720-010010	SPRING COMPRESSION	1
21	3-873-010122	WINCH ASSEMBLY, 12,000LB. (SEE PAGE 1-99)	1
22	3-873-010124	WINCH TENSIONER, 20K BRADEN SPRING	1
23	7HCGHT500	HOOK, CLEVIS, GRAB 1/2	1



SPRING TENSIONER ASSEMBLY



WINCH ASSEMBLY



HYDRAULIC SYSTEM

Figure 1-47: Winch Installation, Braden 20K, Spring Tension

Winch Installation, Braden 20K, Spring Tension

ITEM	PART NUMBER	DESCRIPTION	QTY.
	3-873-010140-01	WINCH, 20K SPRING TENSION	--
1	1-397-010301170	HOSE ASSEMBLY 1/2 X 170	1
2	1-397-010302172	HOSE ASSEMBLY 1/2 X 172	1
3	1-512-010005-05	NUT, HEX LOCK 3/8-16	3
4	1-512-010005-09	NUT, HEX LOCK 1/2-13 GRB	9
5	1-654-010051-06	SCREW, HEX HEAD CAP 3/8-16 X 1-1/4 GR5	3
6	1-654-010055-04	SCREW, HEX, 1/2-13 UNC X 1-3/4 GR5	10
7	1-654-010055-16	SCREW, HEX HEAD CAP 1/2-13 X 5-1/2 GR5	1
8	1-861-010032-10	WASHER, FLAT 3/8N	6
9	1-861-010032-15	WASHER, FLAT, ZP/CD, 1/2W	2
10	1-861-010034-13	WASHER, SPLIT LOCK 1/2	2
11	100600	DECAL, WARNING, BRADEN WINCH	1
12	102186	WINCH TENSIONER, 20K BRADEN SPRING	1
13	148241	VALVE ASSEMBLY, 3-SPOOL 400	--
14	202702-10-8S	ADAPTER, #10 O-RING - #8 TUBE	1
15	2062-10-8S	ADAPTER, 90, #10 O-RING - #8 TUBE	1
16	3-155-010018-6	CABLE, 5/8, WITH LOOP, 85 FEET	--
17	3-174-010038	CHAIN LINK, CONNECTING, 1/2	1
18	3-174-010039036	CHAIN, 1/2 X 36" GRD7	1
19	3-481-010007	MOTOR HYD. 12.9 CU. IN/REV, SAE B (SEE PAGE 1-117)	1
20	3-720-010010	SPRING COMPRESSION	1
21	3-873-010123	WINCH ASSEMBLY, 20,000LB. (SEE PAGE 1-99)	1
22	7HCGHT500	HOOK, CLEVIS, GRAB 1/2	1

ILLUSTRATED PARTS LIST

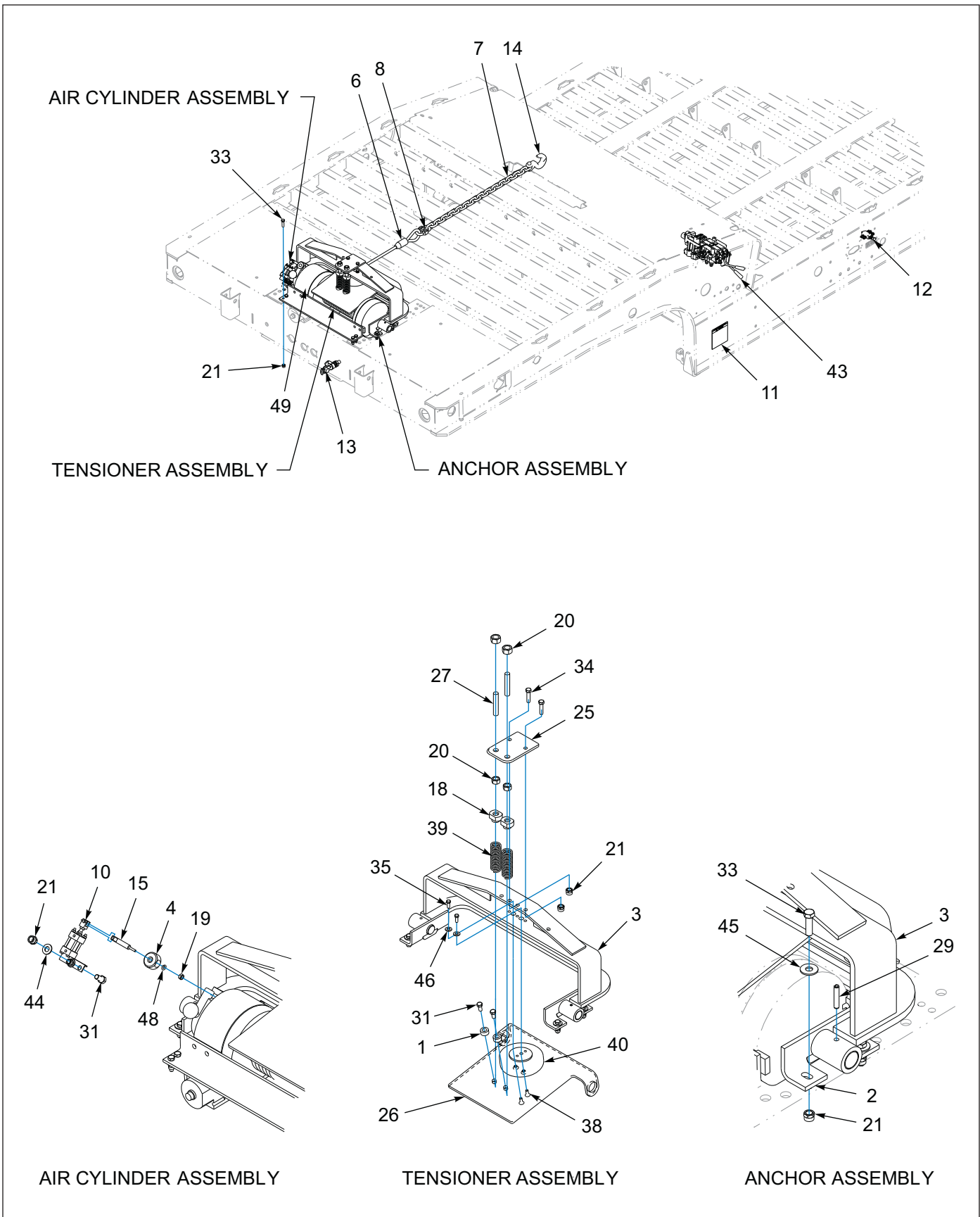


Figure 1-48: Winch Installation, Braden 20K, Air Tension (1 of 3)

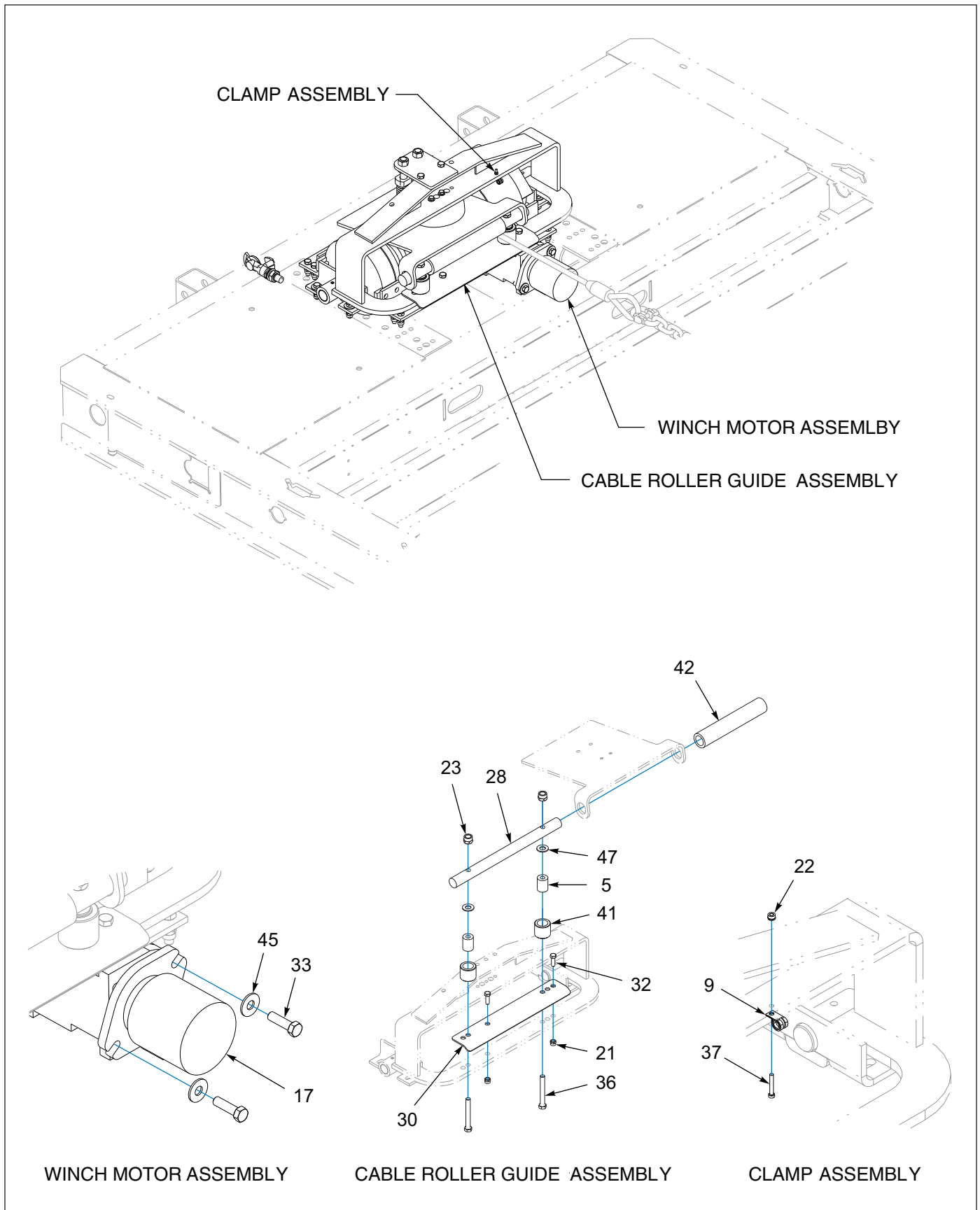


Figure 1-49: Winch Installation, Braden 20K, Air Tension (2 of 3)

ILLUSTRATED PARTS LIST

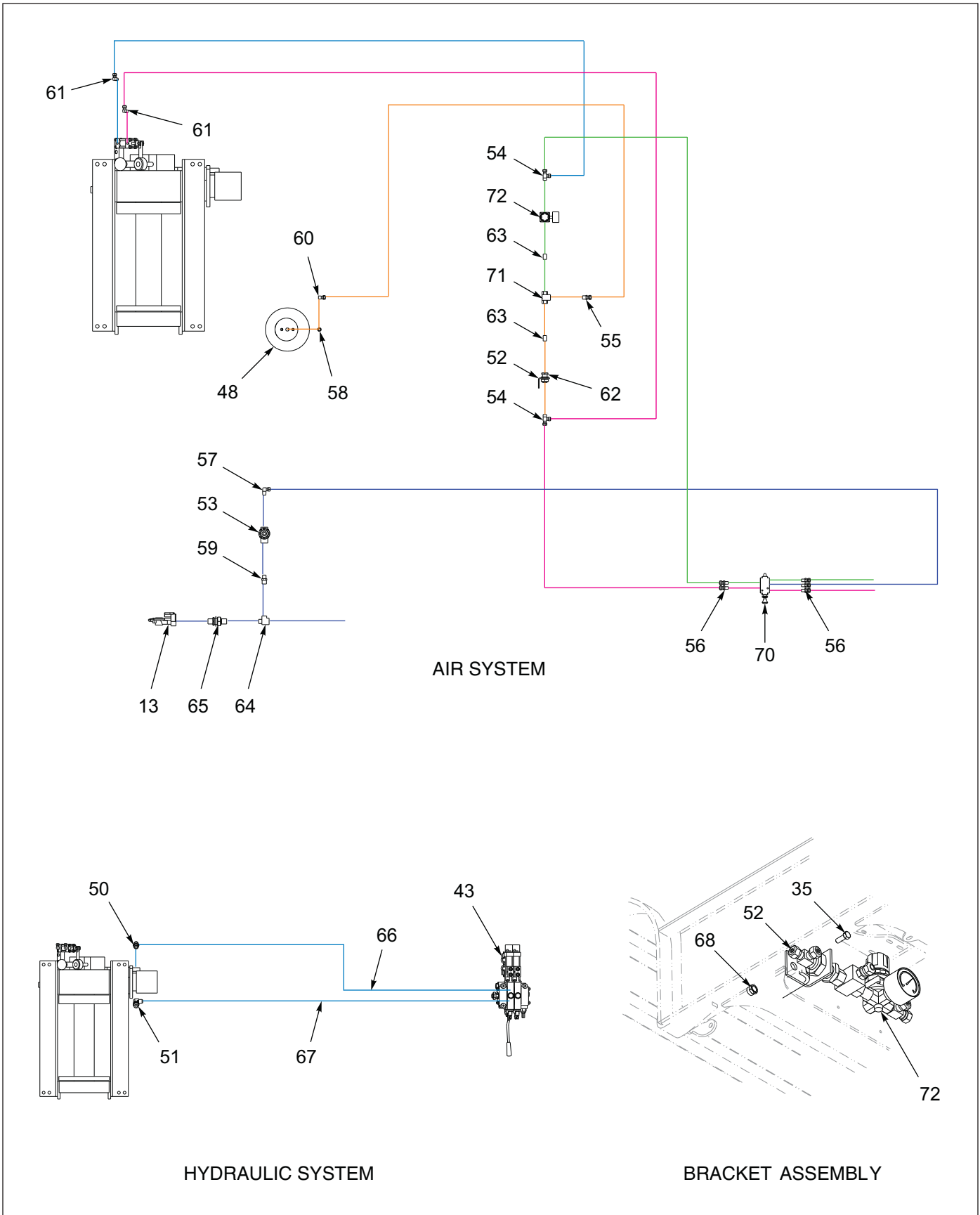


Figure 1-50: Winch Installation, Braden 20K, Air Tension (3 of 3)

Winch Installation, Braden 20K, Air Tension

ITEM	PART NUMBER	DESCRIPTION	QTY.
	162415	WINCH INSTALLATION, 20K GUIDE AIR TENSION/RELEASE - STD	--
1	3-014-010255	ANCHOR BUSHING F/W SPRING TENSION	2
2	119621	ANCHOR CABLE GUIDE WINCH (NOT SHOWN)	2
3	3-125-010465	BRACKET WELDMENT WINCH TENSIONER	1
4	3-150-010186	BUSHING WINCH REMOTE LEVER	1
5	3-150-010196	BUSHING, ROD ROLLER	2
6	3-155-010018-6	CABLE 85' W/ LOOP	--
7	3-174-010039036	CHAIN 1/2 X 36 GR7	1
8	3-174-010038	CHAIN LINK CONNECTING 1/2	1
9	125892	SUPPORT CLAMP	1
10	107368	WINCH AIR SHIFT CYL (SEE PAGE 1-116)	1
11	100600	DECAL, WARNING WINCH (SEE PAGE 1-4)	1
12	135184	DECAL, WINCH FREE SPOOL (NOT SHOWN)	1
13	108801	GLAD HAND, RED AIR	--
14	7HCGHT500	HOOK, CLEVIS GRAB 1/2	1
15	107369	LEVER WINCH FREE SPOOL	1
16	#242 LOCKTITE	LOCKTITE, #242, BLUE REMOVABLE (NOT SHOWN)	.10
17	3-481-010007	MOTOR HYD. (SEE PAGE 1-117)	1
18	3-522-010017	NUT F/W SPRING TENSION	2
19	1-512-010007-05	NUT, HEX 1/4-20 GRB	1
20	1-512-010007-12	NUT, HEX 3/4-10 GRB	4
21	1-512-010005-09	NUT, HEX LOCK 1/2-13 GRB	18
22	1-512-010004-03	NUT, HEX LOCK #10-24	1
23	1-512-010005-13	NUT, HEX LOCK 5/8-11 GRB	2
24	119622	PIN, PIVOT WINCH ROLLER (NOT SHOWN)	2
25	3-565-011688	PLATE F/W SPRING TENSION	1
26	102187	PLATE, WINCH TENSIONER	1
27	RTR7999X4ZP	ROD THREADED	2
28	102188	ROD, PIVOTING GUIDE	1
29	1-647-010004255	PIN, SPRING SLOTTED 2 X 3/8 (NOT SHOWN)	2
30	143246	RUB BAR, CABLE GUIDE WINCH	1
31	1-654-010055-01	SCREW, HEX HEAD CAP 1/2-13 X 1 GR5	4
32	1-654-010055-03	SCREW, HEX HEAD CAP 1/2-13 X 1-1/2 GR5	2
33	1-654-010055-04	SCREW, HEX HEAD CAP 1/2-13 X 1-3/4 GR5	14
34	1-654-010055-05	SCREW, HEX HEAD CAP 1/2-13 X 2 GR5	2
35	1-654-010036-05	SCREW, HEX HEAD CAP 3/8-16 X 1 GR5	3
36	1-654-010059-15	SCREW, HEX HEAD CAP 5/8-11 X 5 GR5	2
37	1-654-010024055	SCREW, MACH. #10-24 X 1-1/4	1
38	1-654-010141-04	SCREW, HEX SOC. HEAD CTSK 3/8-16 X 1 GR8	2
39	3-720-010035	SPRING	2
40	3-720-010042	SPRING, AIR BAG, 6-1/2	1
41	3-831-010172	TUBE, ROLLER SIDE	2
42	3-831-010182	TUBE, ROLLER TOP - 600 (20K)	1
43	140802	VALVE ASSEMBLY	--
44	1-861-010032-14	WASHER, FLAT 1/2N	2
45	1-861-010032-15	WASHER, FLAT 1/2W	6
46	1-861-010032-10	WASHER, FLAT 3/8N	2
47	1-861-010032-18	WASHER, FLAT 5/8N	2

ILLUSTRATED PARTS LIST

Winch Installation, Braden 20K, Air Tension

ITEM	PART NUMBER	DESCRIPTION	QTY.
48	1-861-010034-09	WASHER, SPLIT LOCK 1/4	1
49	3-873-010123	WINCH ASSEMBLY 20K (SEE PAGE 1-99)	1
50	202702-10-8S	ADAPTER	1
51	2062-10-8S	ADAPTER 90	1
52	3-120-010445	BRACKET, PRESSURE REGULATOR	1
53	905-54-107	BRAKE PROTECTION VALVE	1
54	1-297-010011-02	FITTING, AIR M/RUN TEE	2
55	1-297-010007-05	FITTING, AIR 1/4	1
56	1-297-010007-04	FITTING, AIR, 1/4 TUBE X X 1/8 NPT	5
57	1-297-010008-07	FITTING, AIR 90	1
58	1-297-010031-02	FITTING, BRASS PIPE	1
59	1-297-010019-05	FITTING, BRS PIPE HEX 3/8 X 1/4	1
60	1-297-010032-03	FITTING, AIR 90	1
61	1-297-010008-05	FITTING, AIR 90	2
62	1-297-010022-02	FITTING, AIR ANCHOR	1
63	1-297-010020-02	FITTING, BRASS PIPE	2
64	1-297-010018-03	FITTING, 1/4 TEE	1
65	55B61	FRAME UNION	--
66	1-397-010301170	HOSE ASSEMBLY 1/2 X 170	1
67	1-397-010302172	HOSE ASSEMBLY 1/2 X 172	1
68	1-512-010005-05	NUT, HEX LOCK 3/8-16	1
69	1-833-010001	NYLON TUBING 1/4 OD	21
70	139552	VALVE AIR, 5WAY/2POS, 1/8 NPT	1
71	3-843-010039-02	VALVE AIR SHUTTLE 1/4	1
72	3-626-010004	REGULATOR, AIR PRESSURE	1

ILLUSTRATED PARTS LIST

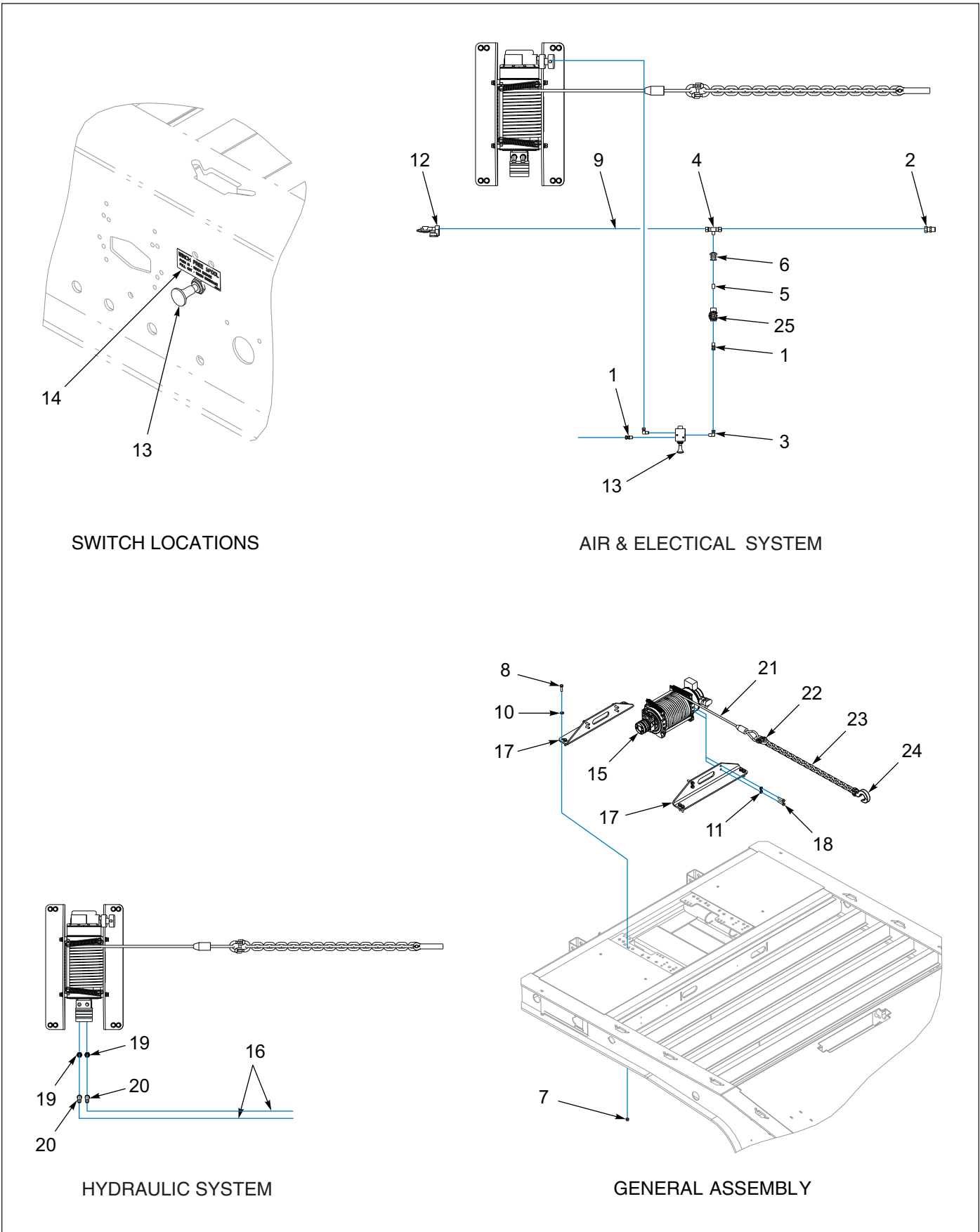


Figure 1-51: Warn Installation, Warn 12K

Winch Installation, Warn 12K

ITEM	PART NUMBER	DESCRIPTION	QTY.
	196817	WINCH INSTL 12K WARN 900	--
1	1-297-010007-05	FITTING, AIR, 1/4TUBEX1/4NPT	2
2	1-297-010007-15	FITTING AIR 1/2 TUBE X 3/8NPT	1
3	1-297-010008-07	FITTING AIR 90 1/4TUBEX1/4NPT	2
4	1-297-010015-09	FITTING,AIR,BR TEE 1/2T-1/4P	1
5	1-297-010020-02	FITTING,BRS PIPE,CL NIP 1/4	1
6	1-297-010022-02	FITTING,AIR ANCHR CPLG,1/4NPT	1
7	1-512-010005-09	NUT,HEX,SLFLKG, 1/2-13 GRB	8
8	1-654-010055-04	SCREW,HEX CAP,1/2-13UNCX1-3/4	8
9	1-833-010003	TUBING NYLON 1/2 OD	20
10	1-861-010032-14	WASHER, FLAT 1/2" N ZP/CD	8
11	1-861-010034-13	WASHER, LKG HLCL SPR, 1/2	8
12	108801	GLAD HAND-RED-AIR	1
13	134657	VALVE AIR 3WAY/2POS 1/4NPT	1
14	135184	DECAL, WINCH FREE SPOOL	1
15	166421	WINCH 12M WARN W/LW&RMTC (SEE PAGE 1-110)	1
16	174188	HOSE ASSY 1/2X182 SAE37 STR90	2
17	196818	BRACKET FRONT 12K WARN	2
18	198996	SCREW M12-1.75X50 HCS8.8ZP FUL	8
19	202702-10-8S	ADAPTER, #10 O-RING #8 TUBE	2
20	2071-8-8S	ADAPTER90 #8 FLR SWIVEL #8JIC	2
21	3-155-010017-4	CABLE, 1/2 X 85' LENGTH	1
22	3-174-010038	CHAIN LINK CONNECTING 1/2	1
23	3-174-010039036	CHAIN 1/2X36" GRD 7 21LINKS	1
24	7HCGHT500	HOOK CLEVIS GRAB 1/2 GR70	1
25	905-54-107	BRAKE PROTECTION VALVE	1

ILLUSTRATED PARTS LIST

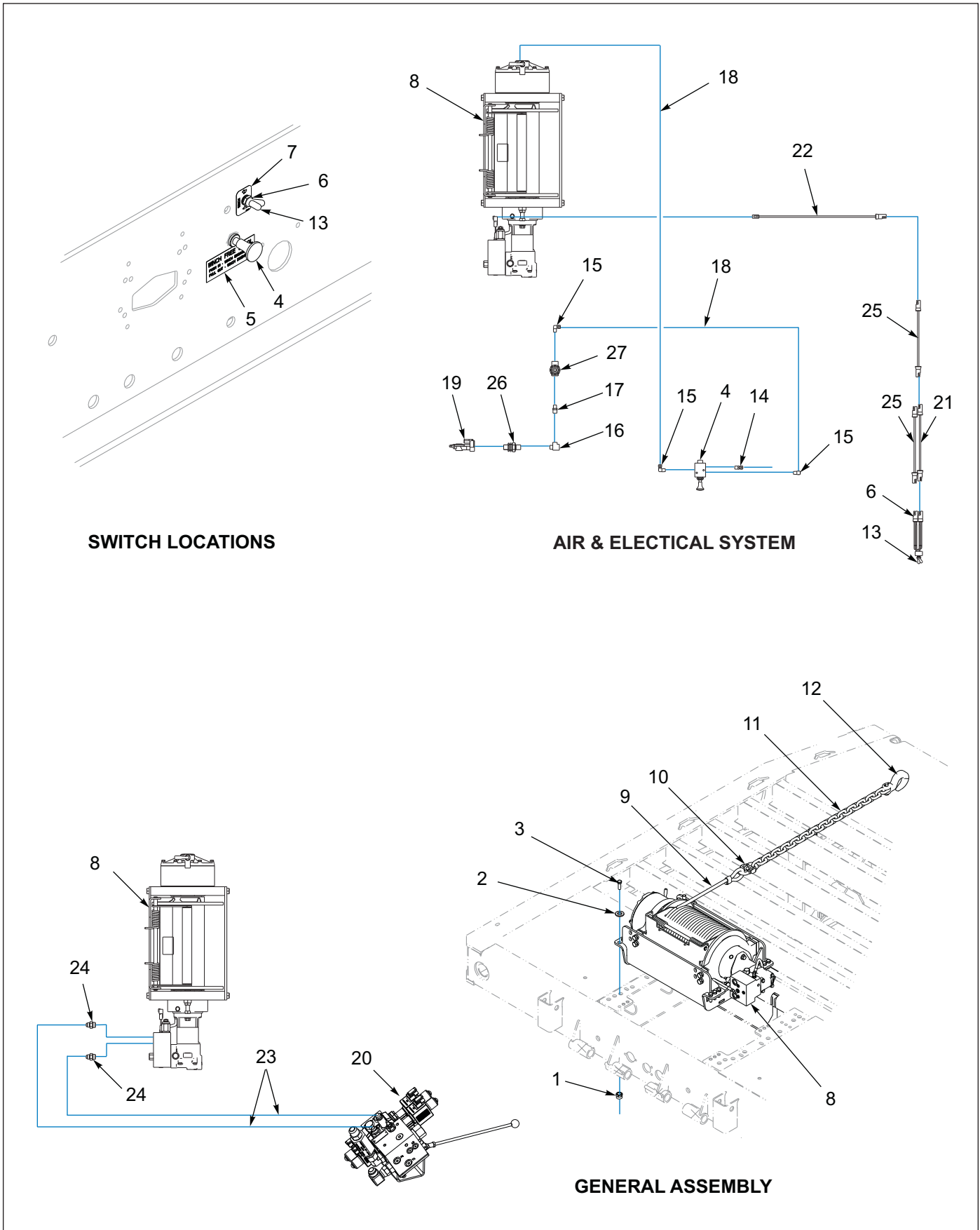


Figure 1-52: Winch Installation, Warn 20K, 2 Speed

Winch Installation, Warn 20K, 2 Speed

ITEM	PART NUMBER	DESCRIPTION	QTY.
	178383	WINCH INSTL 20KWARN 2SP 900STD	--
1	1-512-010002-09	NUT,HEX SLFLKG,1/2-13,GR C,ZP	12
2	1-861-010032-14	WASHER, FLAT 1/2" N ZP/CD	12
3	108439	SCREW HX CP 1/2-13UNCX1-1/2G8	12
4	134657	VALVE AIR 3WAY/2POS 1/4NPT	1
5	135184	DECAL, WINCH FREE SPOOL	
6	150117	SWITCH ASSY LIGHT GROTE	--
7	174043	DECAL, WINCH, HI/LO	1
8	174553	WINCH ASSY WARN 20K 2 SPEED (SEE PAGE 1-101)	1
9	3-155-010018-6	CABLE 5/8 W/LOOP 85FT	--
10	3-174-010038	CHAIN LINK CONNECTING 1/2	1
11	3-174-010039036	CHAIN 1/2X36" GRD 7 21LINKS	1
12	7HCGHT500	HOOK CLEVIS GRAB 1/2 GR70	1
13	81264	RUBBER BOOT FOR ELECT SWITCH	--
14	1-297-010007-05	FITTING, AIR, 1/4TUBEX1/4NPT	1
15	1-297-010008-07	FITTING AIR 90 1/4TUBEX1/4NPT	3
16	1-297-010018-03	FITTING,3/8 BRASS PIPE,ST TEE	--
17	1-297-010019-05	FITTING,BRS PIPE,HX 3/8X1/4	1
18	1-833-010001	TUBING NYLON 1/4 OD	34
19	108801	GLAD HAND-RED-AIR	--
20	139525	VALVE ASSY 3-SPOOL 400	--
21	150111	HARNESS 300 IN MALE.FEMALE	1
22	164053	HARNESS,102"BRANCH,WORK LIGHT	1
23	174188	HOSE ASSY 1/2X182 SAE37 STR90	2
24	202702-10-8S	ADAPTER, #10 O-RING #8 TUBE	2
25	3-368-010252	HARNESS ASSY BKHD LIGHT EXT	2
26	55B61	FRAME UNION	--
27	905-54-107	BRAKE PROTECTION VALVE	1

ILLUSTRATED PARTS LIST

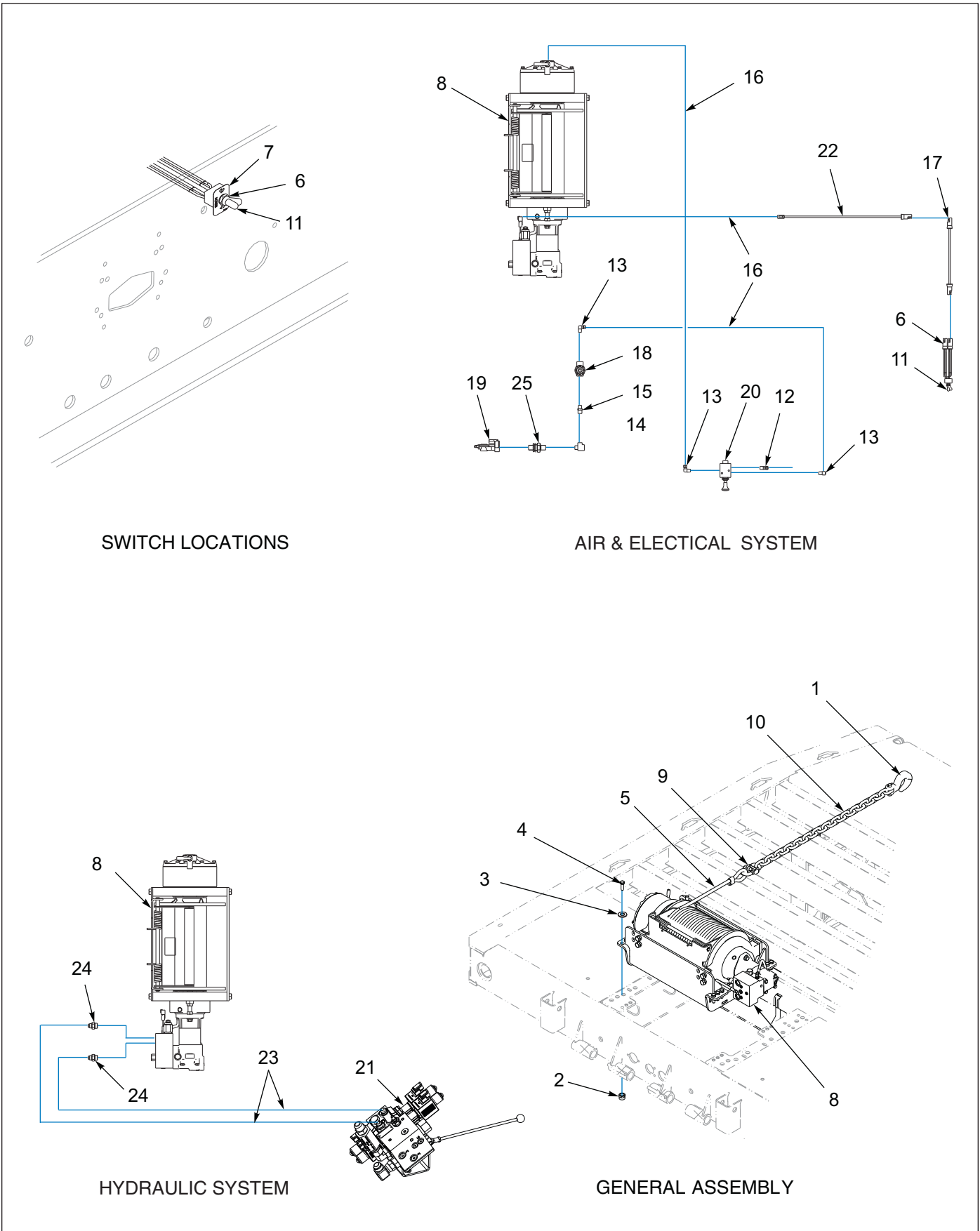


Figure 1-53: Winch Installation, Warn 30K, 2 Speed

Winch Installation, Warn 30K, 2 Speed

ITEM	PART NUMBER	DESCRIPTION	QTY.
	172878	WINCH INSTL 30K WARN 2 SPD AIR	--
1	1-382-010035-06	HOOK,CLEVIS GRAB 5/8 GRD80	1
2	1-512-010002-09	NUT,HEX SLFLKG,1/2-13,GR C,ZP	12
3	1-861-010032-14	WASHER, FLAT 1/2" N ZP/CD	12
4	108439	SCREW HX CP 1/2-13UNCX1-1/2G8	12
5	132833	CABLE ASSY 5/8X85FLEX-X9	--
6	150117	SWITCH ASSY LIGHT GROTE	--
7	174043	DECAL, WINCH, HI/LO	1
8	174552	WINCH ASSY WARN 30K 2 SPEED (SEE PAGE 1-101)	1
9	3-174-010059	CHAIN LINK CONNECTING 5/8	1
10	3-174-010060036	CHAIN 5/8X36IN GRADE 80	1
11	81264	RUBBER BOOT FOR ELECT SWITCH	--
12	1-297-010007-05	FITTING, AIR, 1/4TUBEX1/4NPT	1
13	1-297-010008-07	FITTING AIR 90 1/4TUBEX1/4NPT	3
14	1-297-010018-03	FITTING,3/8 BRASS PIPE,ST TEE	--
15	1-297-010019-05	FITTING,BRS PIPE,HX 3/8X1/4	1
16	1-833-010001	TUBING NYLON 1/4 OD	34
17	3-368-010252	HARNESS ASSY BKHD LIGHT EXT	1
18	905-54-107	BRAKE PROTECTION VALVE	1
19	108801	GLAD HAND-RED-AIR	--
20	134657	VALVE AIR 3WAY/2POS 1/4NPT	1
21	139525	VALVE ASSY 3-SPOOL 400	--
22	164053	HARNESS,102"BRANCH,WORK LIGHT	1
23	174188	HOSE ASSY 1/2X182 SAE37 STR90	2
24	202702-10-8S	ADAPTER, #10 O-RING #8 TUBE	2
25	55B61	FRAME UNION	--

ILLUSTRATED PARTS LIST

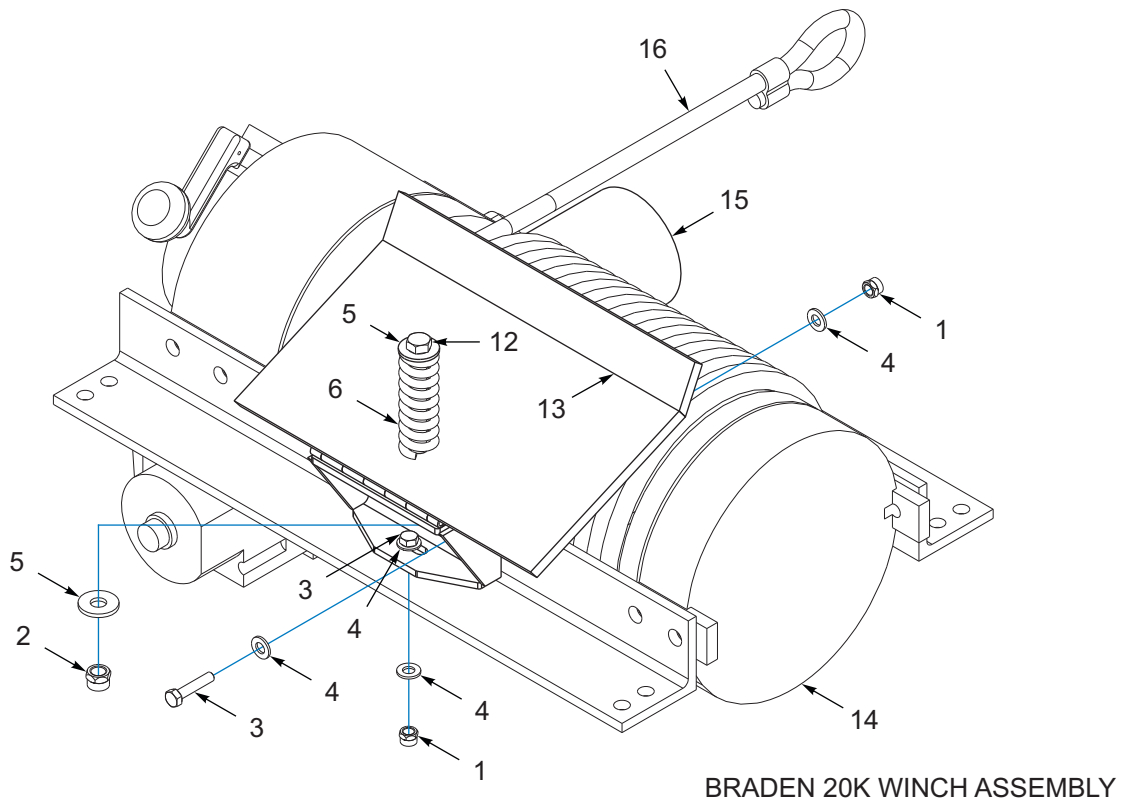
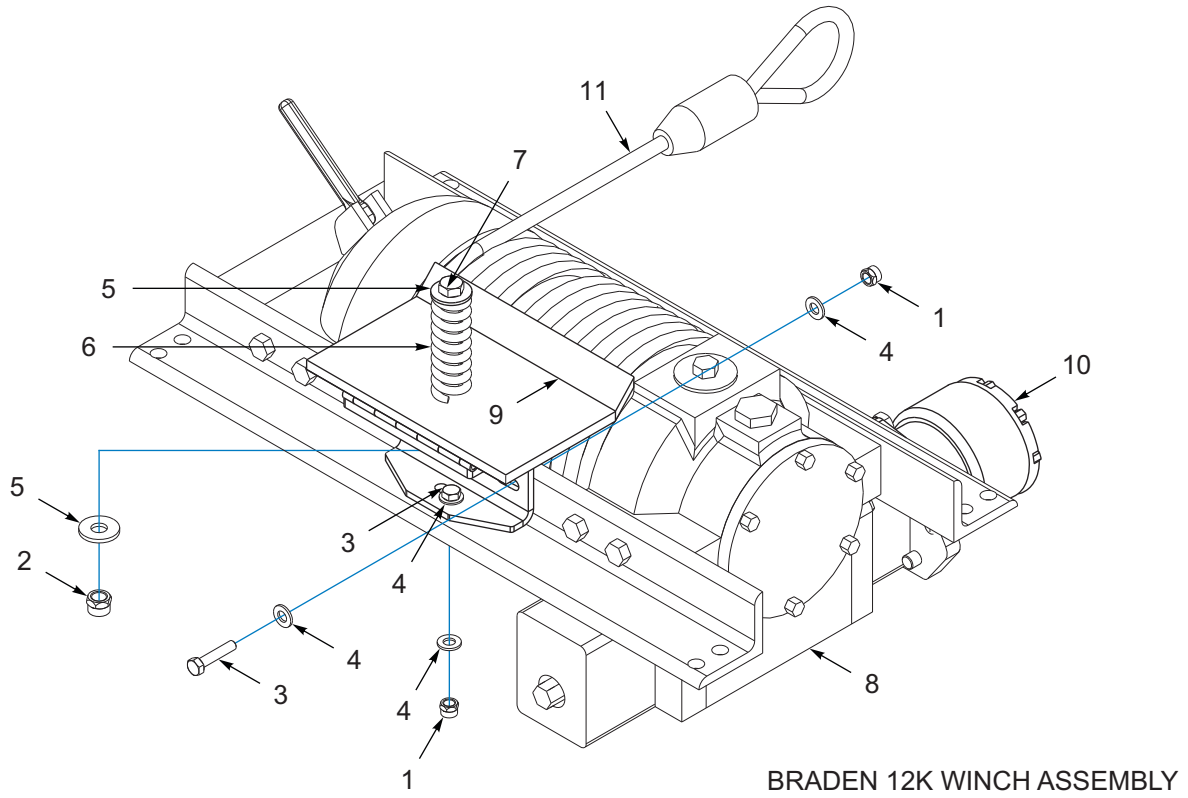


Figure 1-54: Winch Assembly, Braden 12K / 20K

Winch Assembly, Braden 12K / 20K

ITEM	PART NUMBER	DESCRIPTION	QTY.
	3-873-010126-2	WINCH ASSY,12,000 LB PARKER	--
	3-873-010129-2	WINCH ASSY,20000 LB, PARKER	--
1	1-512-010005-05	NUT, HEX, SLFLKG GRB 3/8-16	3
2	1-512-010005-09	NUT,HEX,SLFLKG, 1/2-13 GRB	1
3	1-654-010051-06	SCREW,HEX CAP 3/8-16UNCX1-1/4	3
4	1-861-010032-10	WASHER, FLAT 3/8" N ZP/CD	6
5	1-861-010032-15	WASHER, FLAT 1/2 W ZP/CD	2
6	3-720-010010	SPRING COMP LEVEL WIND	1
7	1-654-010055-16	SCREW HEX CAP 1/2-13X5-1/2GR5	1
8	3-873-010122	WINCH, WORM GEAR 12,000 LB (COMPONENTS - SEE PAGE 1-104)	1
9	3-873-010124	WINCH TENSIONER WLDMT 12K	1
10	3-481-010006	MOTOR,HYD 7.1 CU IN/REV,SAE A (KEY SHAFT, 2 BOLT MOUNT) (COMPONENTS - SEE PAGE 1-117)	1
11	3-155-010017-4	CABLE 1/2 W/LOOP 85FT (12K)	1
12	1-654-010055-17	SCREW,HEX CAP,1/2-13UNCX6 GR5	1
13	102186	WINCH TENS 20K BRADEN SPRG WLD	1
14	3-873-010123	WINCH,WORM GEAR,20,000LB BRADN (COMPONENTS - SEE PAGE 1-107)	1
15	3-481-010007	MOTOR HYD 12.9CU IN/REV,SAE B (SPLINE SHAFT, 2 BOLT MOUNT) (COMPONENTS - SEE PAGE 1-117)	1
16	3-155-010018-6	CABLE 5/8 W/LOOP 85FT (20K)	1

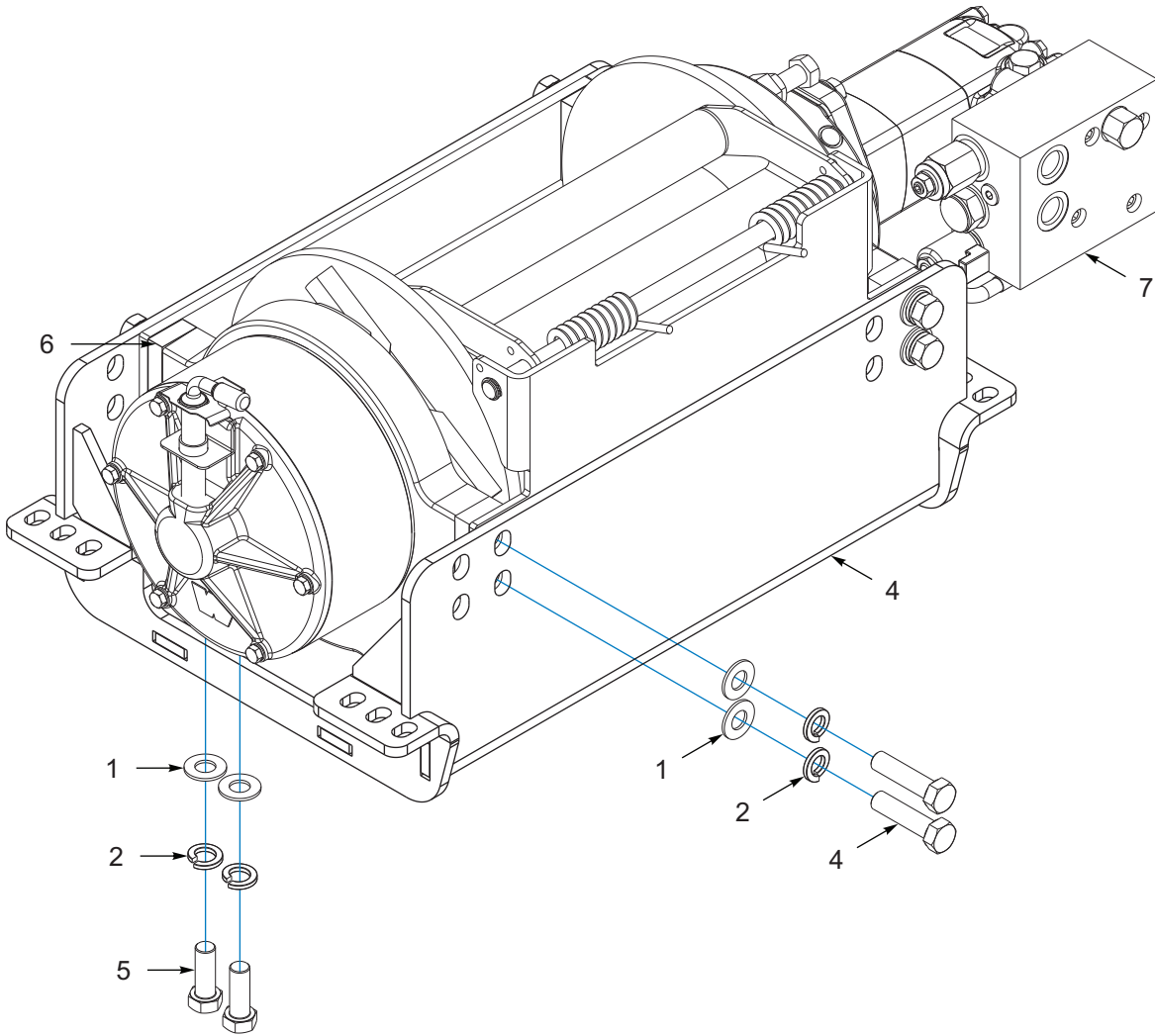


Figure 1-55: Winch Assembly, Warn 20K / 30K

Winch Assembly, Warn 20K / 30K

ITEM	PART NUMBER	DESCRIPTION	QTY.
	174553	WINCH ASSY WARN 20K (INCLUDES ITEMS 1-7)	--
	174552	WINCH ASSY WARN 30K (INCLUDES ITEMS 1-7)	--
1	1-861-010032-18	WASHER, FLAT 5/8 N ZP/CD	16
2	1-861-010034-15	WASHER,LKG,HLCL SPR,5/8	16
3	113299	SCREW,HHC 5/8-11UNCX2-1/2G8ZP	8
4	165429	MOUNT WLDMT WINCH WARN 318	1
5	109740	SCREW HEX CAP 5/8-11X1-3/4 GR8 (20K WINCH)	8
5	172827	SCREW HX CP 5/8-11X1-1/2 GR8 (30K WINCH)	8
6	154234	SPACER WINCH 20K WARN	4
7	167521	WINCH 20K WARN 2 SPEED (WINCH COMPONENTS - SEE PAGE 1-113)	1
7	172877	WINCH 30K WARN 2 SPD AIR (WINCH COMPONENTS - SEE PAGE 1-115)	1

ILLUSTRATED PARTS LIST

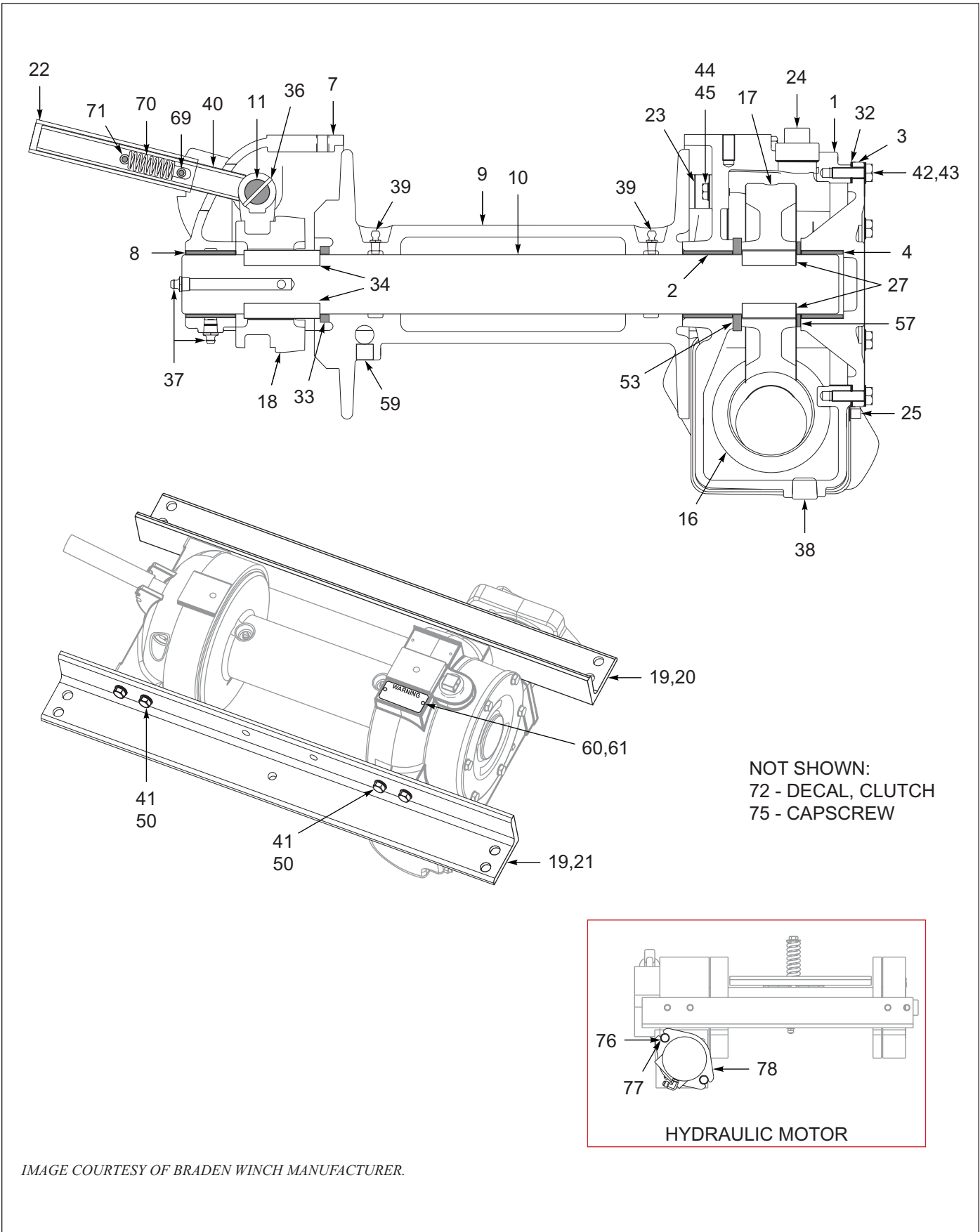


IMAGE COURTESY OF BRADEN WINCH MANUFACTURER.

Figure 1-56: Winch Components, Braden 12K (1 of 2)

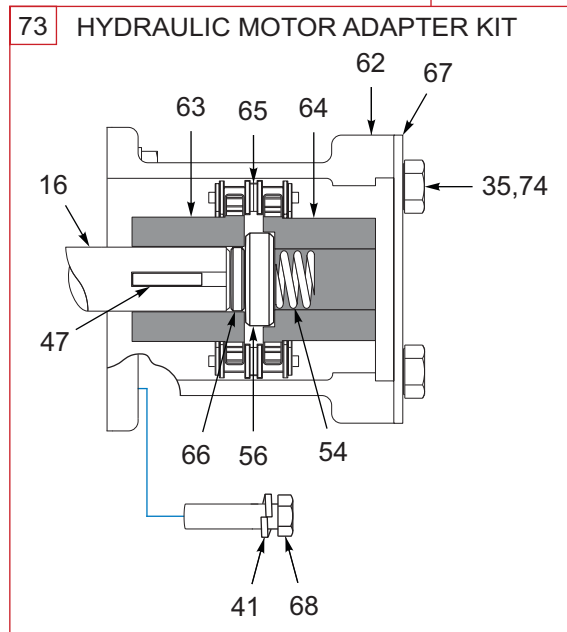
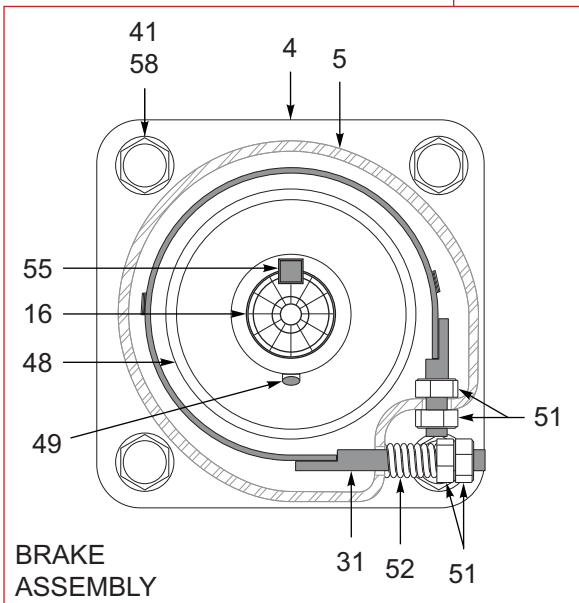
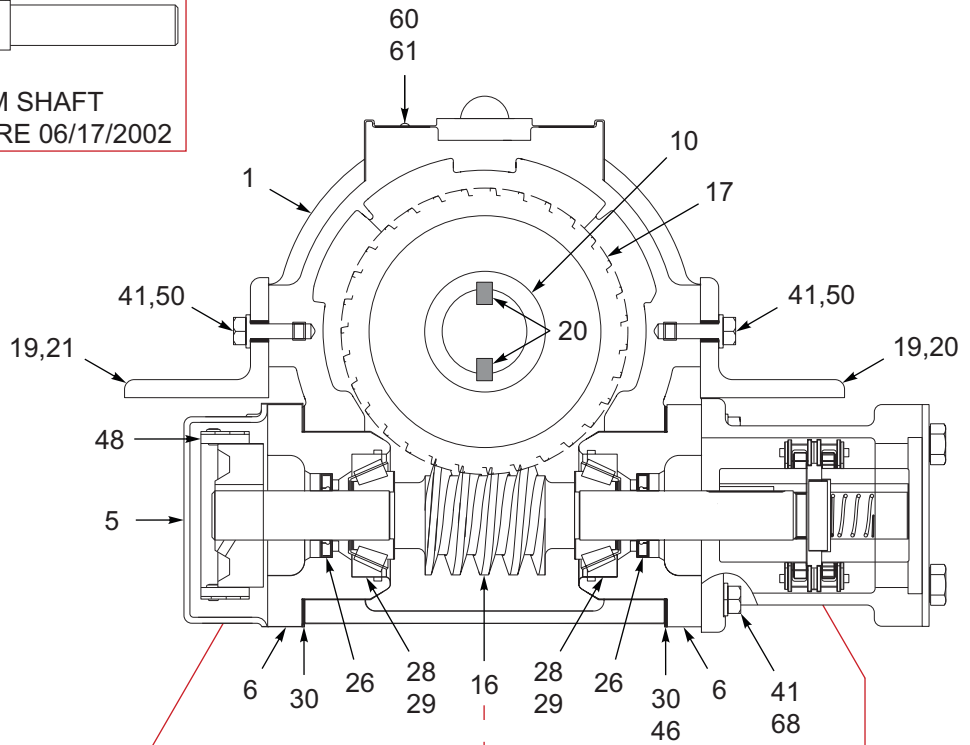
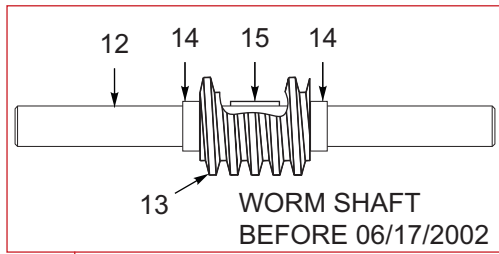


IMAGE COURTESY OF BRADEN WINCH MANUFACTURER.

Figure 1-57: Winch Components, Braden 12K (2 of 2)

ILLUSTRATED PARTS LIST

Winch Components, Braden 12K

ITEM	PART NUMBER	DESCRIPTION	QTY.
	3-873-010122	WINCH, WORM GEAR 12,000 LB	--
	3-873-010126-2	WINCH ASSY,12,000 LB PARKER (2 BOLT MOUNT MOTOR)	--
1	81006	HOUSING (INCLUDES ITEM 2)	1
2	18078	BUSHING-WORM HSNNG ASSY12M BRAD (INCLUDED WITH ITEM 1)	1
3	81009	LU2-144-0 WORM HOUSING COVER (INCLUDES ITEM 4)	1
4	11368	BUSHING 12K WORM WINCH HOUSING (INCLUDED WITH ITEM 3)	1
5	18032	BRAKE HSG	1
6	23303	BEARING CONTAINER	2
7	81530	LEG ASSY (INCLUDES ITEM 8)	1
8	18077	BUSHING (INCLUDED WITH ITEM 7)	1
9	11128	CABLE DRUM	1
10	11129	CABLE DRUM SHAFT (BEFORE 06/17/2013)	1
10	-----	CABLE DRUM SHAFT (AFTER 06/17/2013)	1
11	11130	SHIFTER SHAFT BRADEN	1
12	23470	WORM SHAFT (BEFORE 06/17/2002, REPLACED BY ITEM 16)	1
13	11142	WORM (LITTLE GEAR) (BEFORE 06/17/2002, AFTER, REPLACED BY ITEM 16)	1
14	11308	WORM SPACER (BEFORE 06/17/2002, AFTER, REPLACED BY ITEM 16)	2
15	18030	KEY (BEFORE 06/17/2002, AFTER, REPLACED BY ITEM 16)	1
16	-----	WORM LU2-L GEAR/SHAFT (AFTER 06/17/2002, 1 PIECE, REPLACED ITEMS 12-15)	1
17	11144	GEAR, WORM, LH (BIG GEAR)	1
18	18039	CLUTCH COLLAR	1
19	22752	ANGLE BASE ALU-2-146 12M BRAD (BEFORE 10/23/1990, AFTER, REPLACED BY ITEMS 20-21)	2
20	-----	BASE ANGLE (MOTOR SIDE) (AFTER 10/23/1990, REPLACED ITEM 19)	1
21	-----	BASE ANGLE (BRAKE SIDE) (AFTER 10/23/1990, REPLACED ITEM 19)	1
22	12817	SHIFTER HANDLE	1
23	81025	DRAG BRAKE LGU2-10F WINCH	1
24	248358	PLUG	1
25	18009	PLUG	1
26	18026	SEAL	2
27	11117	KEY	2
28	18015	BEARING CONE BRADEN LGU2	2
29	18016	BEARING CUP BRADEN LGU2	2
30	18027	GASKET (USED TO SHIM BEARING PRELOAD, QTY VARIES)	6
31	21925	BRK BAND ASSY	1
32	11133	SEAL	1
33	18019	RING RETAINER	1
34	18020	CLUTCH KEY	2
35	-----	CAPSCREW (SHIPPING COVER)	2
36	11837	ROLL PIN	1
37	18047	GREASE FITTING (BEFORE 06/17/2013, 1 EACH BOTTOM - AFTER, FITTING ADDED FITTING ON END OF THE SHAFT)	2
38	19045	DRAIN PLUG	1

Winch Components, Braden 12K

ITEM	PART NUMBER	DESCRIPTION	QTY.
39	-----	FITTING GREASE	2
40	13839	SHIFTER FORK LGU2	1
41	-----	LOCKWASHER (INCLUDED WITH ITEM 73, 4 EACH)	16
42	-----	CAPSCREW	6
43	-----	WASHER -SHPRF	6
44	-----	CAPSCREW	2
45	-----	WASHER -SHPRF	2
46	18024	GASKET	1
47	18044	KEY	1
48	18028	BRAKE DRUM	1
49	12075	SET SCREW	1
50	247943	CAPSCREW	8
51	13468	NUT	4
52	18029	BRAKE BAND SPRING	1
53	11240	THRUST RING BRADEN LUU2	1
54	110452	SPRING #23353 (INCLUDED WITH ITEM 73)	1
55	10078	ROTOR KEY	1
56	23078	CONSTANT SPACER (INCLUDED WITH ITEM 73)	1
57	13680	RING,THRUST	1
58	-----	CAPSCREW (INCLUDED WITH ITEM 73, ADDITIONAL 4 EACH, NOT USED)	4
59	218058	SET SCREW 12K WINCH CABLE	1
60	248506	WARNING PLATE BRADEN	1
61	248507	DRIVE SCREW BRADEN 20K	2
62	23079	MOTOR ADAPTER 12M WINCH (INCLUDED WITH ITEM 73)	1
63	23081	COUPLER HALF WINCH (INCLUDED WITH ITEM 73)	1
64	23083	COUPLING HALF MOTOR LGU2-10F (INCLUDED WITH ITEM 73)	1
65	13424	CHAIN RLR (INCLUDED WITH ITEM 73)	1
66	115851	SPACER #23085 (INCLUDED WITH ITEM 73)	1
67	-----	MU7-502DG SHIELD DUS (SHIPPING COVER)	1
68	110449	CAPSCREW (INCLUDED WITH ITEM 73)	4
69	13028	ROLL PIN	1
70	18002	SPRING	1
71	18056	ROLLPIN	1
72	100600	DECAL, CLUTCH	1
73	61333	HYD. MOTOR ADAPTER KIT, 12,000# WINCH (INCLUDES ITEMS 41, 54, 56, 58, 62-68, 74-75)	1
74	216581	LOCKWASHER (INCLUDED WITH ITEM 73) (SHIPPING COVER)	4
75	248511	CAPSCREW (INCLUDED WITH ITEM 73) (MOTOR SIDE, NOT USED)	4
76	1-654-010055-04	SCREW,HEX CAP,1/2-13UNCX1-3/4	2
77	1-861-010034-13	WASHER, LKG HLCL SPR, 1/2	2
78	3-481-010006	MOTOR,HYD 7.1 CU IN/REV,SAE A (KEY SHAFT, 2 BOLT MOUNT) (COMPONENTS - SEE PAGE 1-117)	1

ILLUSTRATED PARTS LIST

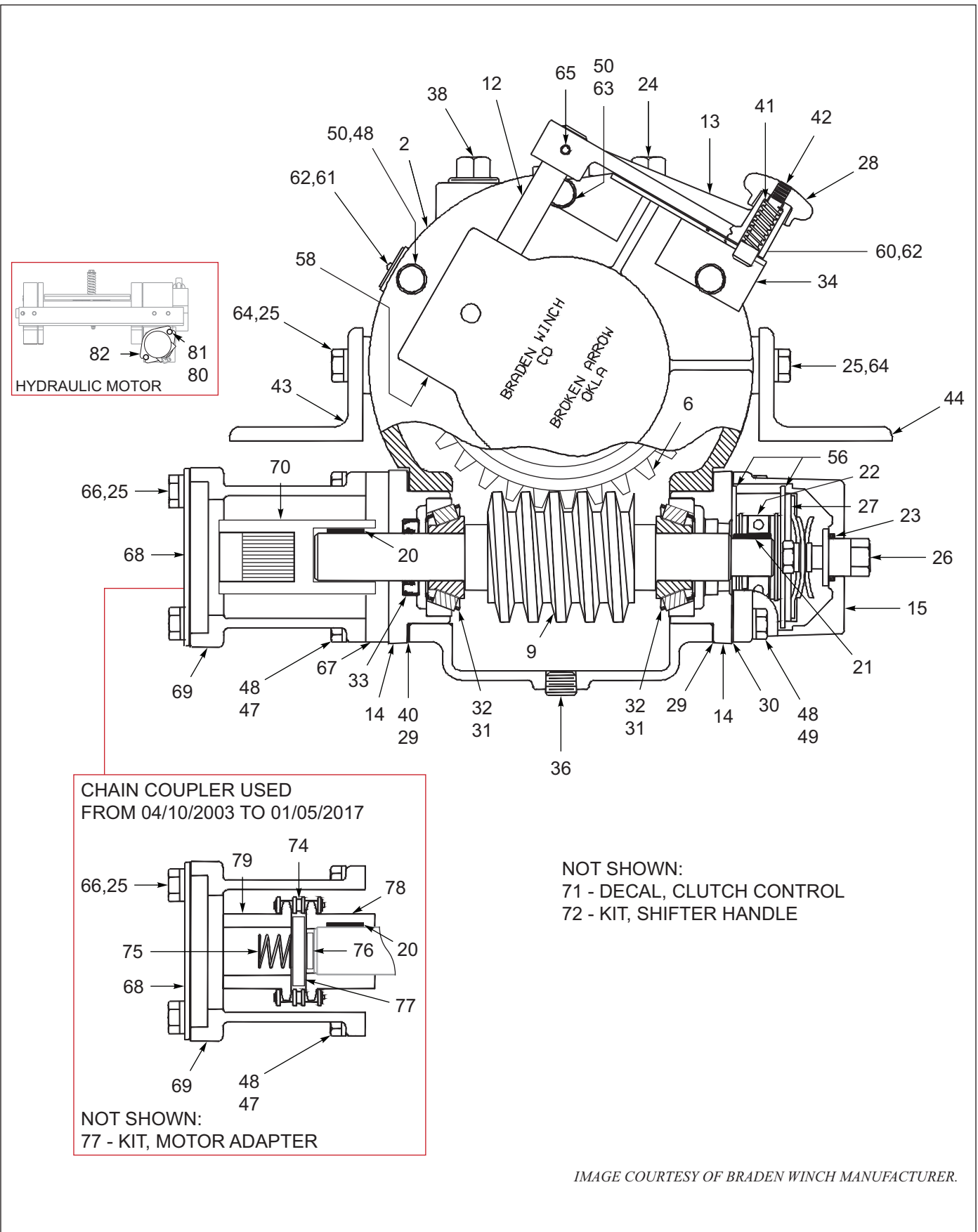


Figure 1-58: Winch Components, Braden 20K (1 of 2)

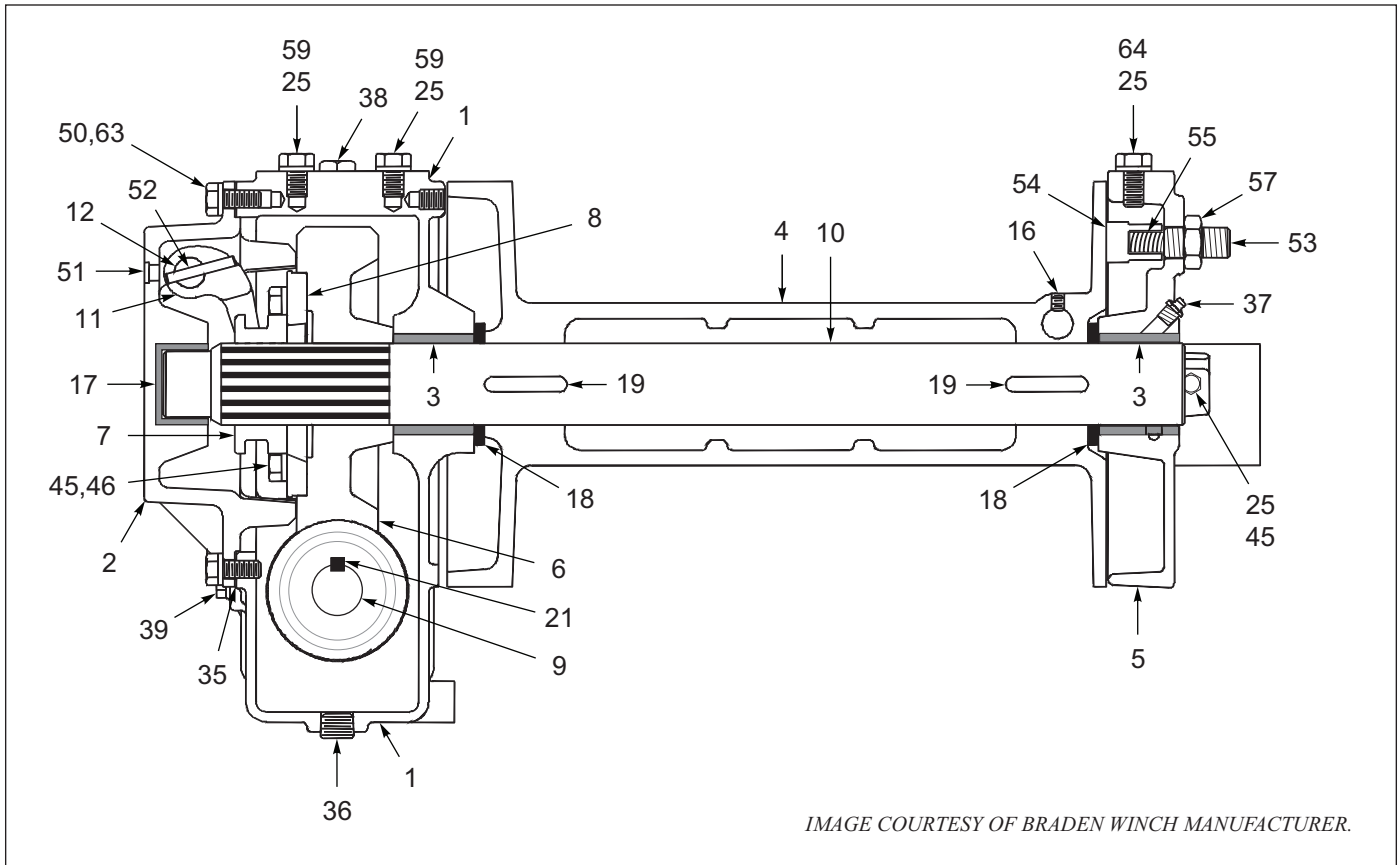


Figure 1-59: Winch Components, Braden 20K (2 of 2)

Winch Components, Braden 20K

ITEM	PART NUMBER	DESCRIPTION	QTY.
	3-873-010123	WINCH,WORM GEAR,20,000LB BRADN	--
	3-873-010129-2	WINCH ASSY,20000 LB, PARKER	--
1	81078	WORM HOUSING ASSY	1
2	248354	WORM HOUSING COVER ASSY	1
3	18035	BUSHING	2
4	11449	DRUM CABLE, BRADEN 20K WINCH	1
5	81077	LEG ASSEMBLY, BEARING	1
6	11434	GEAR,WORM, RIGHT (BIG GEAR)	1
7	11421	SLIDING CLUTCH	1
8	11419	CLUTCH DRIVE	1
9	248355	WORM AMU7-R GEAR/SHAFT (GEAR & SHAFT 1 PIECE)	1
10	139479	CABLE DRUM SHAFT	1
11	11440	SHIFTER FORK AMU7-16F WINCH	1
12	11441	SHAFT, SHIFTER	1
13	26976	SHIFTER HANDLE AMU7 WINCH (INCLUDED WITH ITEM 72)	1
14	124549	BEARING CONTAINER #11427	2
15	248356	MU7-250 WM BRAKE COVER	1
16	139478	SET SCREW FOR 20K WINCH	1
17	11425	BUSHING	1
18	11420	RING, RETAINING	2
19	163472	KEY, DRUM SHAFT	4

ILLUSTRATED PARTS LIST

Winch Components, Braden 20K

ITEM	PART NUMBER	DESCRIPTION	QTY.
20	23367	KEY SPROCKET (INCLUDED WITH ITEM 73)	1
21	10078	ROTOR KEY	1
22	81080	ROTOR ASSY, BRAKE	1
23	12465	O-RING	1
24	248357	PIPE PLUG	1
25	216581	LOCKWASHER (SHIPPING COVER, REQ 4 EACH, INCLUDED IN ITEM 73)	15
26	81081	SPRING ASSY SAFETY BRAKE 20K	1
27	11431	PRESSURE PLATE AMU7 WINCH	1
28	18022	SHIFTER KNOB 20# WINCH (INCLUDED WITH ITEM 72)	1
29	11429	GASKET (USED TO SHIM BEARING PRELOAD, QTY VARIES)	6
30	11446	GASKET	1
31	18033	BEARING, CONE	2
32	18034	BEARING, CUP	2
33	12073	SEAL, GREASE	1
34	12783	LOCATING BRACKET AMU7 WINCH	1
35	11411	HOUSING COVER GASKET AMUF-16F	1
36	19045	DRAIN PLUG	1
37	18047	GREASE FITTING	1
38	248358	PLUG	1
39	248359	PLUG	1
40	11430	GASKET	1
41	11310	SPRING, SHIFTER KNOB 20# WNCN (INCLUDED WITH ITEM 72)	1
42	11309	STEM, SHIFTER KNOB 20# WINCH (INCLUDED WITH ITEM 72)	1
43	248360	BASE ANGLE FRONT	1
44	248361	BASE ANGLE REAR	1
45	248309	CAPSCREW MOTOR BRADEN 20K	12
46	248363	LOCKWASHER KEV 1 BRADEN 20K	8
47	248364	CAPSCREW BRADEN 20K (INCLUDED WITH ITEM 73)	4
48	248501	LOCKWASHER 20K BRADEN (INCLUDED WITH ITEM 73, 4 EACH)	13
49	248502	CAPSCREW BRADEN 20K	4
50	248503	CAPSCREW BRADEN 20K	6
51	12146	PLUG, EXPANSION	1
52	13028	ROLL PIN (SHIFTER SHAFT TO FORK)	1
53	11398	SCREW, ADJUSTMENT	1
54	88005	DRAG BRAKE SHOE ASSY	1
55	18002	SPRING	1
56	11426	DISC, FRICTION	2
57	11791	NUT, JAM	1
58	12767	PLUG, EXPANSION	1
59	248504	CAPSCREW BRADEN 20K	2
60	248505	NAMEPLATE (AMU7) SAE BRADEN	1
61	248506	WARNING PLATE BRADEN	1
62	248507	DRIVE SCREW BRADEN 20K (USED TO MOUNT ITEMS 61-62)	4
63	248508	WASHER SHPRF 20K BRADEN	1
64	248509	CAPSCREW BRADEN 20K	5
65	248510	ROLL PIN HANDLE TO SHIFTER (HANDLE TO SHAFT)	1
66	248511	CAPSCREW BRADEN 20K (SHIPPING COVER) (INCLUDED WITH ITEM 73)	4

Winch Components, Braden 20K

ITEM	PART NUMBER	DESCRIPTION	QTY.
67	248512	ADAPTER SPACER 20K BRADEN (INCLUDED WITH ITEM 73)	1
68	248513	COVER PLATE 20K BRADEN (SHIPPING COVER)	1
69	23144	ADAPTER MOTOR 20M WINCH (INCLUDED WITH ITEM 73)	1
70	248516	SOLID COUPLING BRADEN 20K (AFTER 01/05/2017) (BEFORE 01/05/2017, CHAIN COUPLER USED)	1
71	100600	DECAL, CLUTCH CONTROL (NOT SHOWN) (AFTER 01/05/2017)	1
72	125684	SHIFTER HANDLE BLACK (KIT INCLUDES ITEMS 13, 28, 41-42)	1
73	61344	MOTOR ADPT 20M BRADEN WINCH (CHAIN COUPLER KIT ONLY) (FROM 04/10/2003 TO 01/05/2017) (KIT INCLUDES ITEMS 20, 25, 47-48, 66-67, 69, 74-79)	1
74	13424	CHAIN RLR (BEFORE 01/05/2017) (INCLUDED WITH ITEM 73)	1
75	110452	SPRING #23353 (BEFORE 01/05/2017) (INCLUDED WITH ITEM 73)	1
76	115851	SPACER #23085 (BEFORE 01/05/2017) (INCLUDED WITH ITEM 73)	1
77	248514	CONSTANT SPACER 20K BRADEN (BEFORE 01/05/2017) (INCLUDED WITH ITEM 73)	1
78	23082	WINCH SPROCKET 20K BRADEN (BEFORE 01/05/2017) (INCLUDED WITH ITEM 73)	1
79	23145	MOTOR SPROCKET 20K BRADEN (BEFORE 01/05/2017) (INCLUDED WITH ITEM 73)	1
80	1-654-010055-04	SCREW,HEX CAP,1/2-13UNCX1-3/4	2
81	1-861-010034-13	WASHER, LKG HLCL SPR, 1/2	2
82	3-481-010007	MOTOR HYD 12.9CU IN/REV,SAE B (SPLINE SHAFT, 2 BOLT MOUNT) (COMPONENTS - SEE PAGE 1-117)	1

ILLUSTRATED PARTS LIST

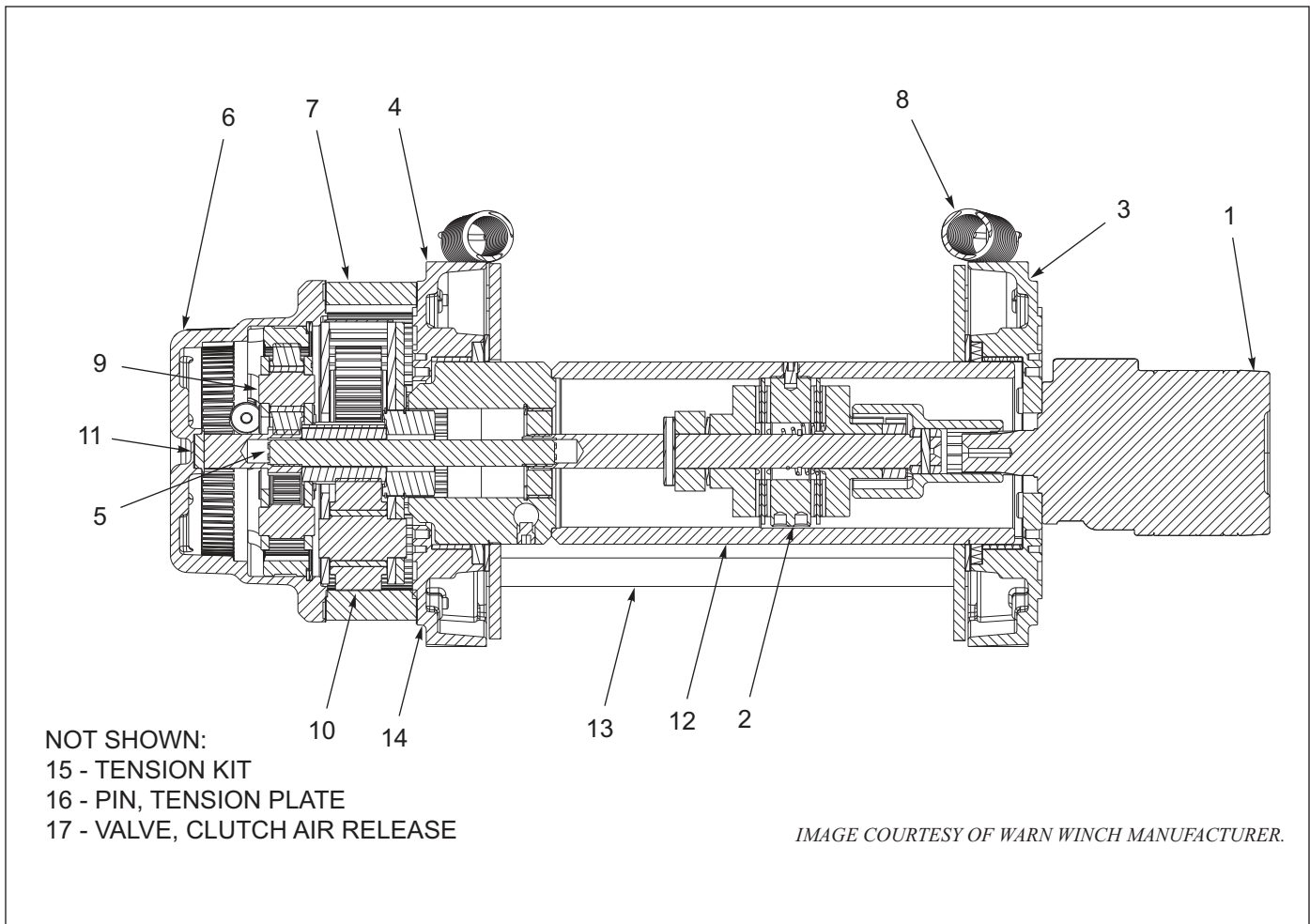
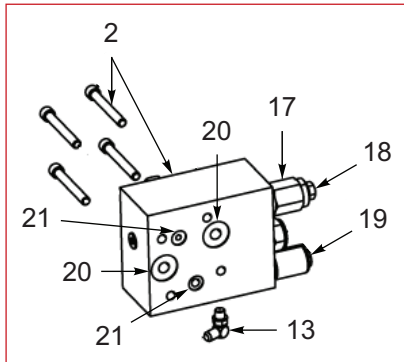


Figure 1-60: Winch Components, Warn 12K

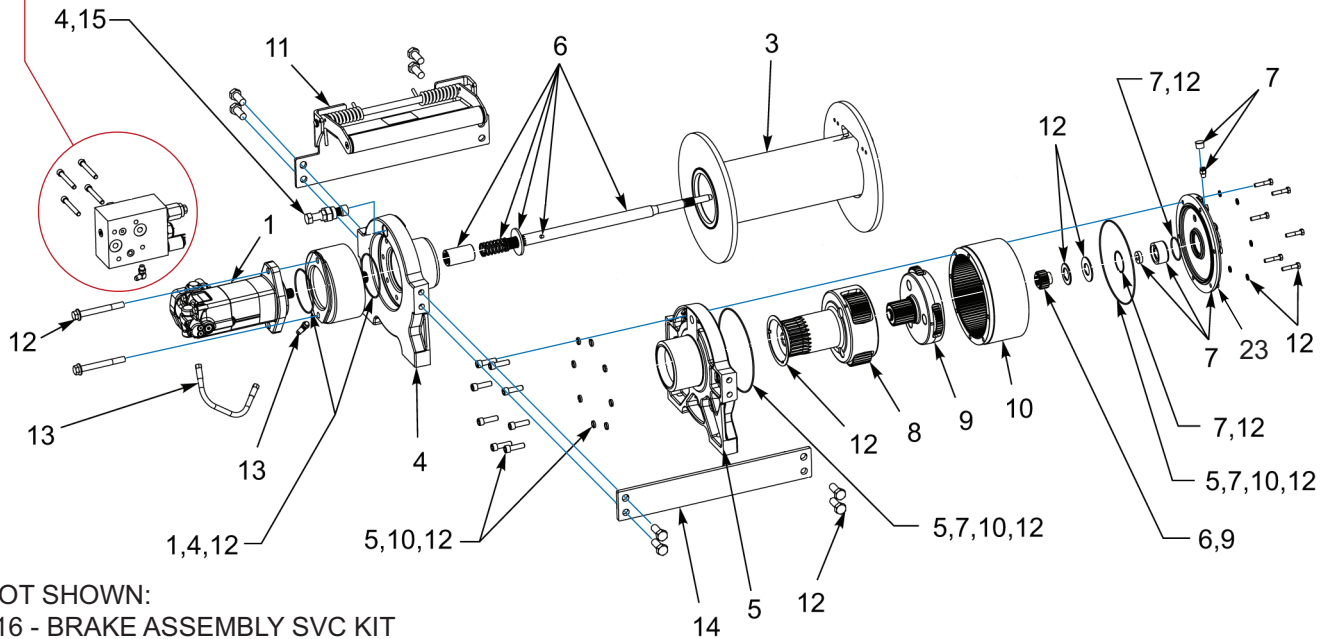
Winch Components, Warn 12K

ITEM	PART NUMBER	DESCRIPTION	QTY.
	166421	WINCH, 12M WARN W/LW & RMTC	--
1	218610	MOTOR WINCH WARN 12K (194305)	1
2	194306	BRAKE ASSEMBLY	1
3	194307	DRUM SUPPORT, MOTOR	1
4	194308	DRUM SUPPORT, GEAR END	1
5	194309	DRIVE SHAFT, HEX	1
6	194310	END HSG ASSY AIR	1
7	194117	GEAR RING	1
8	194118	SPRING EXTENSION, TENSIONER	2
9	194119	CARRIER, STAGE 2 M12000	1
10	194120	CARRIER, STAGE 3 4340	1
11	194121	GEAR, 15T	1
12	194122	DRUM ASSEMBLY	1
13	194123	TIE ROD	3
14	194124	GASKET, RING GEAR	2
15	213120	TENSION KIT WINCH 12M WARN (NOT SHOWN)	1
16	214437	PIN WINCH TENSIONER PLATE (NOT SHOWN)	1
17	223922	VALVE AIR RELEASE CLUTCH (NOT SHOWN)	1

ILLUSTRATED PARTS LIST



NOTE:
 GOLD HYDRAULIC MANIFOLD, OLD STYLE (EATON)
 BLACK HYDRAULIC MANIFOLD, NEW STYLE (PARKER)



NOT SHOWN:
 #16 - BRAKE ASSEMBLY SVC KIT
 #22 - SET SCREW

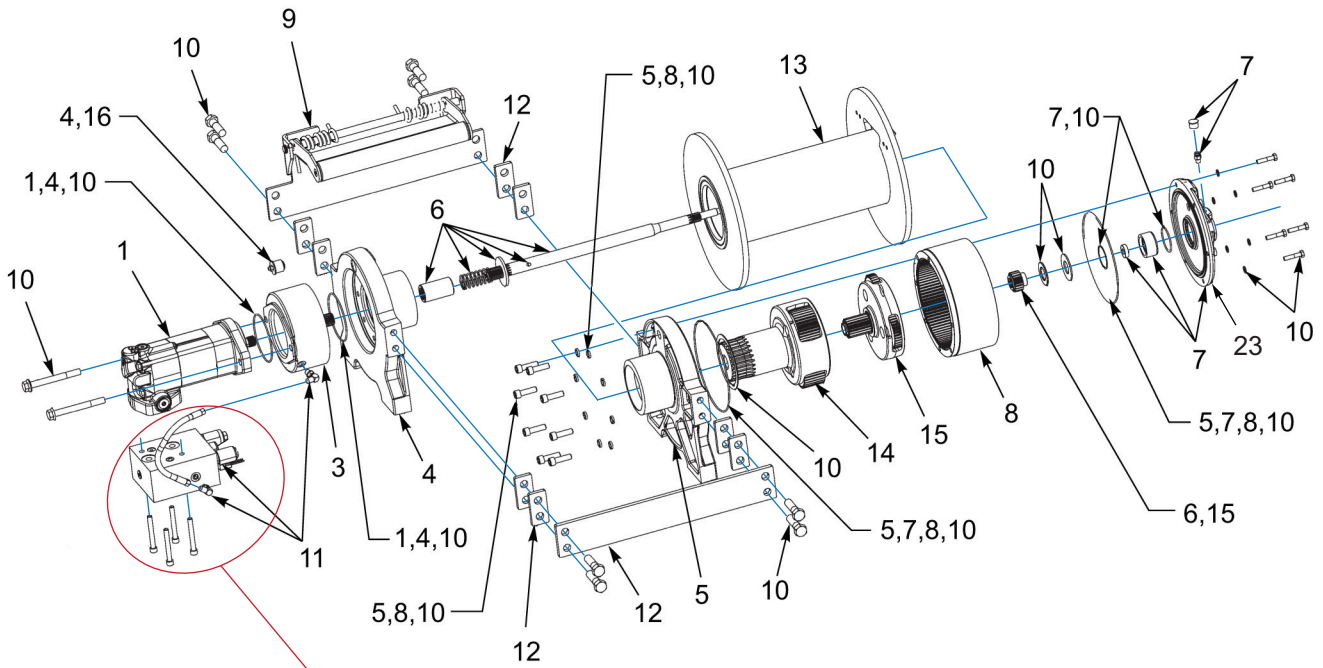
IMAGE COURTESY OF WARN WINCH MANUFACTURER.

Figure 1-61: Winch Components, Warn 20K, 2 Speed

Winch Components, Warn 20K, 2 Speed

ITEM	PART NUMBER	DESCRIPTION	QTY.
	167521	WINCH 20K WARN 2 SPEED	--
1	178718	MOTOR-HYD 11.9 CIR 2K STD	1
2	-----	SVC KIT-MANIFOLD-HYD (2A - EATON, GOLD BODY BEFORE 01/01/2012 - AFTER REPLACE BY 2B)	1
2	178715	SVC KIT-MANIFOLD-HYD (2B - PARKER, BLACK BODY AFTER 01/01/2012)	1
3	162208	SVC KIT - DRUM ASSY 20K LONG	1
4	178999	SVC KIT - DRM RETRD_DRM SPPRT	1
5	162210	SVC KIT-DRUM SPRT GEAR END N	1
6	162211	SVC KIT-DRIVE SHAFT LONG N	1
7	162941	SVC KIT - END HSG ASSY - AIR	1
8	162213	SVC KIT-CARRIER STG2	1
9	162214	SVC KIT-CARRIER STG1	1
10	162215	SVC KIT-RING GEAR	1
11	162216	SVC KIT-TENSIONER	1
12	179000	SVC KIT - HARDWARE-SEAL	1
13	162218	SVC KIT-HOSE HYD	1
14	162219	SVC KIT-TIE PLATE LONG	1
15	179001	SVC KIT - DRUM RETARDER	1
16	162207	SVC KIT - BRAKE ASSEMBLY (NOT SHOWN)	1
17	199104	SOLENOID COIL 12V 2SP WARN (17A - EATON BEFORE 01/01/2012) (SILVER ROUND BODY, DUETSCH CONNECTOR ON A LEAD)	1
17	247951	SOLENOID COIL 12V 2SP PARKER (17B - PARKER AFTER 01/01/2012) (BLACK SQUARE BODY, DUETSCH MOUNTED TO SOLENOID BODY)	1
18	201642	SOLENOID CARTRIDGE VALVE 2SP (18A - EATON BEFORE 01/01/2012) (SILVER BODY)	1
18	247947	SOLENOID CARTRIDGE VALVE 2SP (18B - PARKER AFTER 01/01/2012) (BLACK BODY)	1
19	201643	OVERCENTER VALVE (19A - EATON BEFORE 01/01/2012) (SILVER BODY)	1
19	247948	OVERCENTER VALVE (19B - PARKER AFTER 01/01/2012) (BLACK BODY)	1
20	201644	O-RING (20A - EATON BEFORE 01/01/2012)	2
20	247949	O-RING (20B - PARKER AFTER 01/01/2012)	2
21	201645	O-RING (21A - EATON BEFORE 01/01/2012)	2
21	247950	O-RING (21B - PARKER AFTER 01/01/2012)	2
22	201650	SET SCREW 3/8"X1/5" HEX SOCKET (NOT SHOWN)	2
23	225976	MANUAL FREESPOOL CLUTCH WARN (END CAP, MANUAL FREE SPOOL CLUTCH)	1

ILLUSTRATED PARTS LIST



NOTE:
 GOLD HYDRAULIC MANIFOLD, OLD STYLE (EATON)
 BLACK HYDRAULIC MANIFOLD, NEW STYLE (PARKER)

NOT SHOWN:
 #22 - SET SCREW

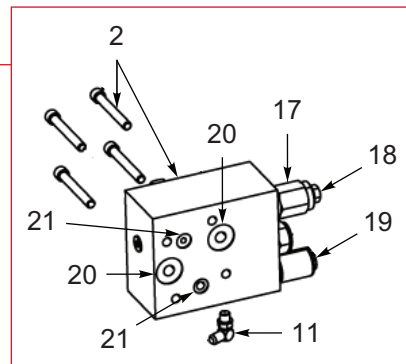


IMAGE COURTESY OF WARN WINCH MANUFACTURER.

Figure 1-62: Winch Components, Warn 30K, 2 Speed

Winch Components, Warn 30K, 2 Speed

ITEM	PART NUMBER	DESCRIPTION	QTY.
	172877	WINCH 30K WARN 2 SPD AIR	--
1	178714	SVC KIT-MOTOR-HYD	1
2	-----	SVC KIT-MANIFOLD-HYD (2A - EATON, GOLD BODY BEFORE 01/01/2012 - AFTER REPLACE BY 2B)	1
2	178715	SVC KIT-MANIFOLD-HYD (2B - PARKER, BLACK BODY AFTER 01/01/2012)	1
3	162207	SVC KIT - BRAKE ASSEMBLY	1
4	178716	SVC KIT-DRUM SPRT MTR END RET	1
5	162210	SVC KIT-DRUM SPRT GEAR END N	1
6	162211	SVC KIT-DRIVE SHAFT LONG N	1
7	162941	SVC KIT - END HSG ASSY - AIR	1
8	162215	SVC KIT-RING GEAR	1
9	162216	SVC KIT-TENSIONER	1
10	162217	SVC KIT-HARDWARE SEAL	1
11	162218	SVC KIT-HOSE HYD	1
12	162219	SVC KIT-TIE PLATE LONG	1
13	162942	SVC KIT - DRUM ASSY 30K LONG	1
14	162943	SVC KIT-CARRIER STG2-6.0-6.0N	1
15	162944	SVC KIT-CARRIER STG1-6.0-6.0N	1
16	178717	SVC KIT-EXPANSION PLUG 1" RBR	1
17	199104	SOLENOID COIL 12V 2SP WARN (17A - EATON BEFORE 01/01/2012) (SILVER ROUND BODY, DUETSCH CONNECTOR ON A LEAD)	1
17	247951	SOLENOID COIL 12V 2SP PARKER (17B - PARKER AFTER 01/01/2012) (BLACK SQUARE BODY, DUETSCH MOUNTED TO SOLENOID BODY)	1
18	201642	SOLENOID CARTRIDGE VALVE 2SP (18A - EATON BEFORE 01/01/2012) (SILVER BODY)	1
18	247947	SOLENOID CARTRIDGE VALVE 2SP (18B - PARKER AFTER 01/01/2012) (BLACK BODY)	1
19	201643	OVERCENTER VALVE (19A - EATON BEFORE 01/01/2012) (SILVER BODY)	1
19	247948	OVERCENTER VALVE (19B - PARKER AFTER 01/01/2012) (BLACK BODY)	1
20	201644	O-RING (20A - EATON BEFORE 01/01/2012)	2
20	247949	O-RING (20B - PARKER AFTER 01/01/2012)	2
21	201645	O-RING (21A - EATON BEFORE 01/01/2012)	2
21	247950	O-RING (21B - PARKER AFTER 01/01/2012)	2
22	201650	SET SCREW 3/8"X1/5" HEX SOCKET (NOT SHOWN)	2
23	225976	MANUAL FREESPOOL CLUTCH WARN (END CAP, MANUAL FREE SPOOL CLUTCH)	1

ILLUSTRATED PARTS LIST

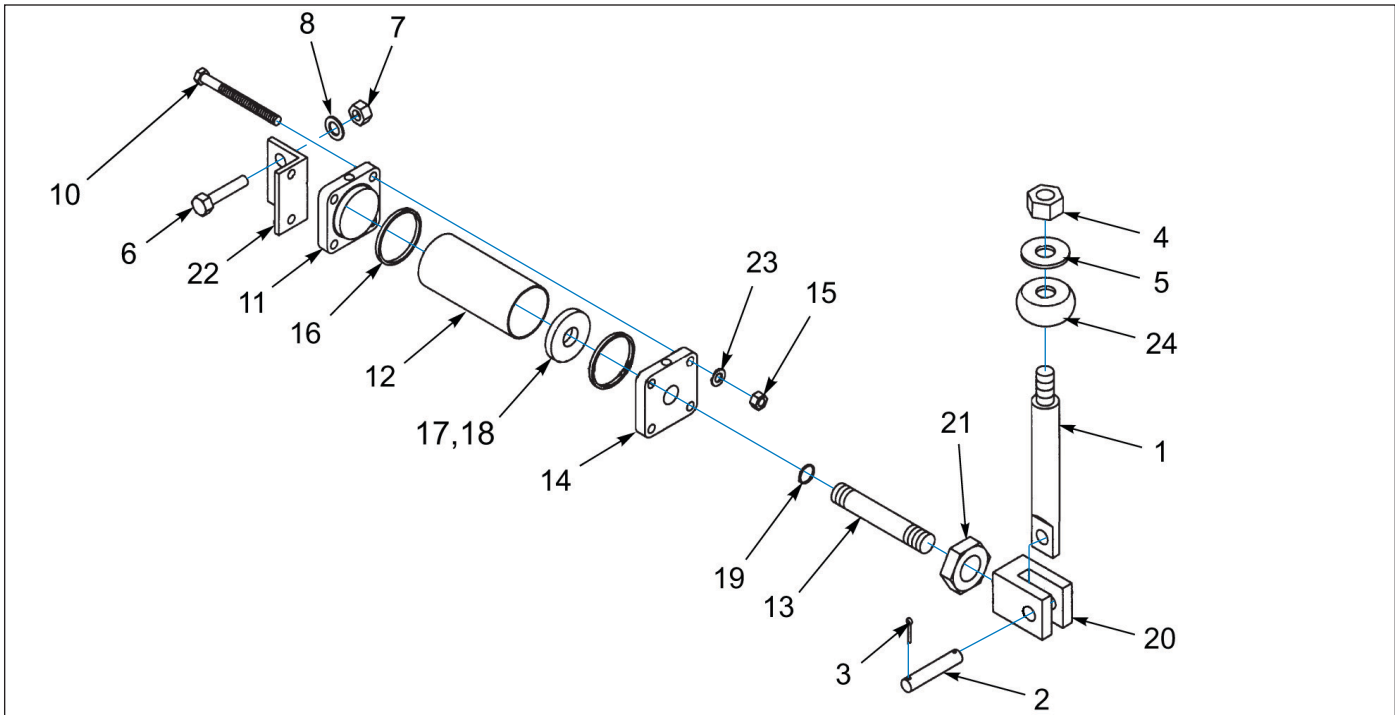


Figure 1-63: Winch Free Spool Cylinder Assembly, Braden 20K

Winch Free Spool Cylinder Assembly, Braden 20K

ITEM	PART NUMBER	DESCRIPTION	QTY.
	107368	CYLINDER, AIR W/ BRACKET (ITEMS 2, 3 & 6-23)	--
1	107369	LEVER WINCH FREE SPOOL (NOT INCLUDED)	1
2	--	PIN	1
3	--	COTTER PIN	1
4	1-512-010007-05	NUT, HEX 1/4-20 GRB (NOT INCLUDED)	1
5	1-861-010034-09	WASHER, SPLIT LOCK 1/4 (NOT INCLUDED)	1
6	1-654-010055-01	SCREW, HEX HEAD CAP 1/2-13 X 1 GR5	2
7	1-512-010005-09	NUT, HEX LOCK 1/2-13 GRB	2
8	1-861-010032-14	WASHER, FLAT 1/2	2
9	C2001	CYLINDER (ITEMS 10-23)	1
10	--	CAPSCREW49	4
11	--	REAR COVER PLATE	1
12	--	TUBE	1
13	--	PISTON ROD	1
14	--	FRONT COVER PLATE	1
15	--	NUT	4
16	--	BACK-UP-RING	2
17	--	O-RING	1
18	--	PISTON	1
19	--	O-RING	1
20	1974	CLEVIS	1
21	--	NUT	1
22	2389	BRACKET	1
23	--	LOCKWASHER	4
24	3-150-010186	BUSHING WINCH REMOTE LEVER (NOT INCLUDED)	1
	--	O-RING KIT FOR CYLINDER	--

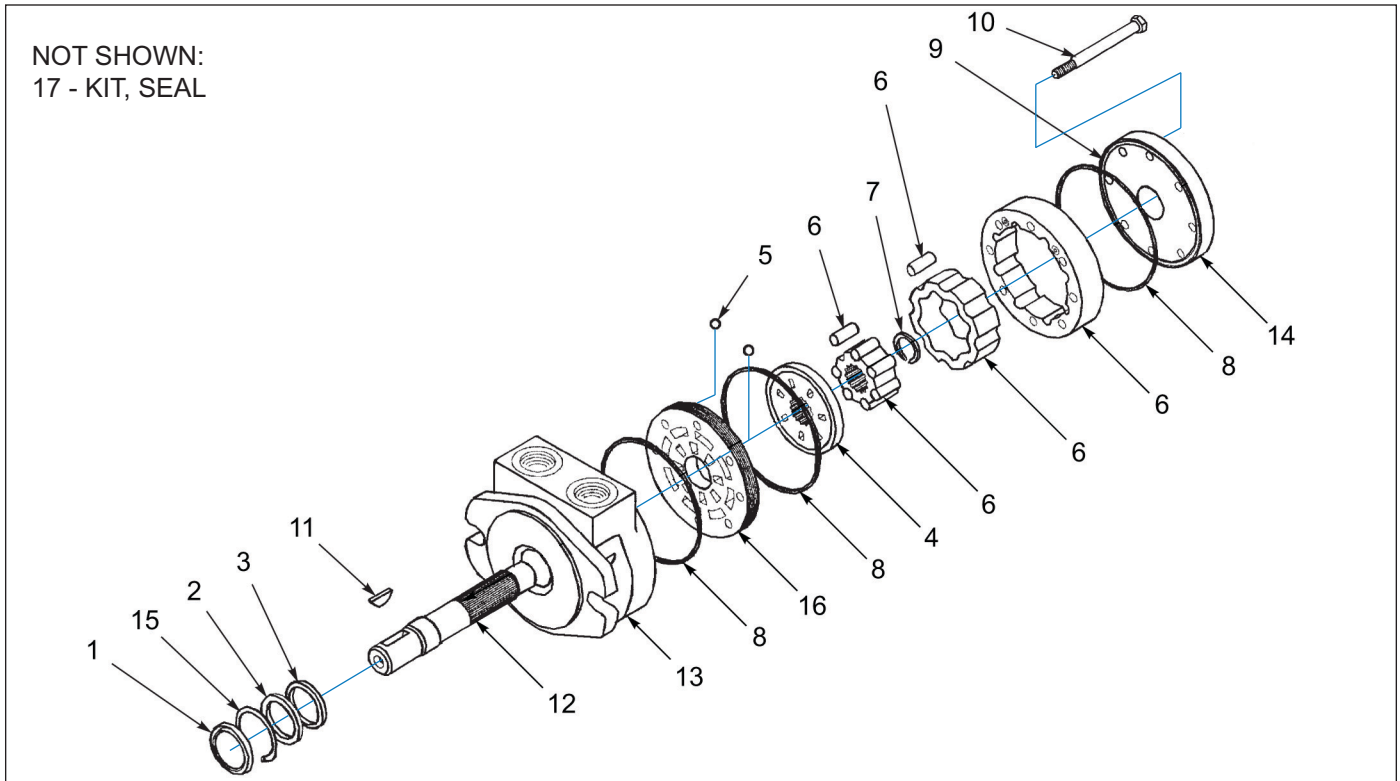


Figure 1-64: Winch Motor Assembly, Braden 12K / 20K

Winch Motor Assembly, Braden 12K / 20K

ITEM	PART NUMBER	DESCRIPTION	QTY.
	3-481-010006	MOTOR, HYD 7.1 CU IN/REV, SAE A (12K WINCH)	--
	3-481-010007	MOTOR HYD 12.9CU IN/REV, SAE B (20K WINCH)	--
1	-----	SEAL DUST	1
2	-----	BACK-UP RING	1
3	-----	SEAL LIP	1
4	-----	ROTARY VALVE	1
5	-----	CHECK VALVE BALL	2
6	-----	IGR ASSEMBLY - 20K WINCH	1
6	-----	IGR ASSEMBLY - 12K WINCH	1
7	-----	SNAP RING	1
8	1046	SEAL SQ RING, MOTOR	3
9	-----	PLUG VENT W/O-RING	1
10	-----	BOLTS HEX - 20K WINCH	8
10	-----	BOLTS HEX - 12K WINCH	8
11	-----	KEY WOODRUFF	1
12	-----	SHAFTFOR - 20K WINCH (SPLINED SHAFT)	1
12	-----	SHAFTFOR - 12K WINCH (KEY SHAFT)	1
13	-----	BODY/BEARING ASSEMBLY - 20K WINCH	1
13	-----	BODY/BEARING ASSEMBLY - 12K WINCH	1
14	-----	COVER/BEARING ASSEMBLY	1
15	-----	SNAP RING SHAFT	1
16	-----	COMMUTATOR PLATE	1
17	2263	KIT, SEAL (NOT SHOWN)	1
17	-----	SEAL KIT BODY VITON (NOT SHOWN)	1

Landing Gear

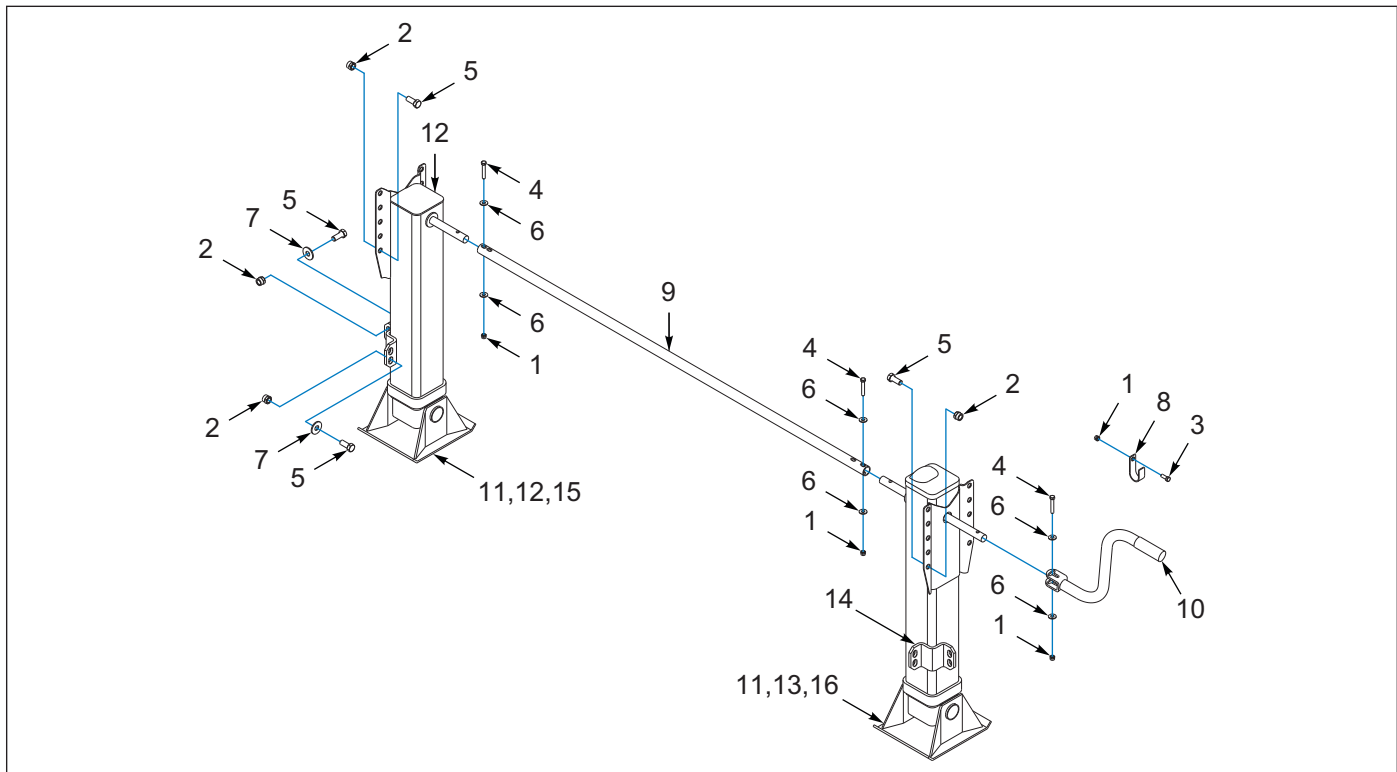


Figure 1-65: Landing Legs, Gear, 2 Spd, Flip Crank, Front Interior Low Mt Bkt

Landing Legs, Gear, 2 Spd, Flip Crank, Front Interior Low Mt Bkt

ITEM	PART NUMBER	DESCRIPTION	QTY.
	117558	LANDING GEAR INST - JOST 410	--
1	1-512-010005-05	NUT, HEX, SLFLKG GRB 3/8-16	4
2	1-512-010005-13	NUT,HEX SLFLKG GRB 5/8-11	24
3	1-654-010051-05	SCREW,HEX CAP 3/8-16UNCX1 GR5	1
4	1-654-010051-10	SCREW,HX CP3/8-16X2-1/4 GR5	3
5	1-654-010059-03	SCREW 5/8-11UNCX1-1/2 HXCP G5	24
6	1-861-010032-11	WASHER, FLAT 3/8 W ZP/CD	6
7	1-861-010032-19	WASHER, FLAT 5/8 W ZP/CD	4
8	117559	CLIP LDG GEAR HANDLE	1
9	117561	CROSS-SHAFT LANDING GEAR 410 (70")	1
10	119949	HANDLE,CRANK 2-SPD LDG GR,410	1
11	139256	LANDING GEAR 2SPD 400/900WLDMT (SET INCLUDES ITEMS 12-13)	1
12	225286	LEG CURBSIDE REPLT 400/900 WLD (INCLUDED WITH ITEM 11) (INCLUDES ITEMS 14-15)	1
13	225287	LEG STREETSIDE REPLT400/900WLD (INCLUDED WITH ITEM 11) (INCLUDES ITEMS 14, 16)	1
14	139255	ANCHOR,LWR,PARK STAND 410/930 (INCLUDED WITH ITEMS 11-13)	2
15	137974	RH LANDING GEAR LEG A401T19 (CURBSIDE LEG, WO/ ITEM 14) (INCLUDED WITH ITEM 12) (COMPONENTS - SEE PAGE 1-121)	1
16	225284	LH LANDING LEG CRANK SIDE (STREETSIDE LEG, WO/ ITEM 14) (INCLUDED WITH ITEM 13) (COMPONENTS - SEE PAGE 1-121)	1

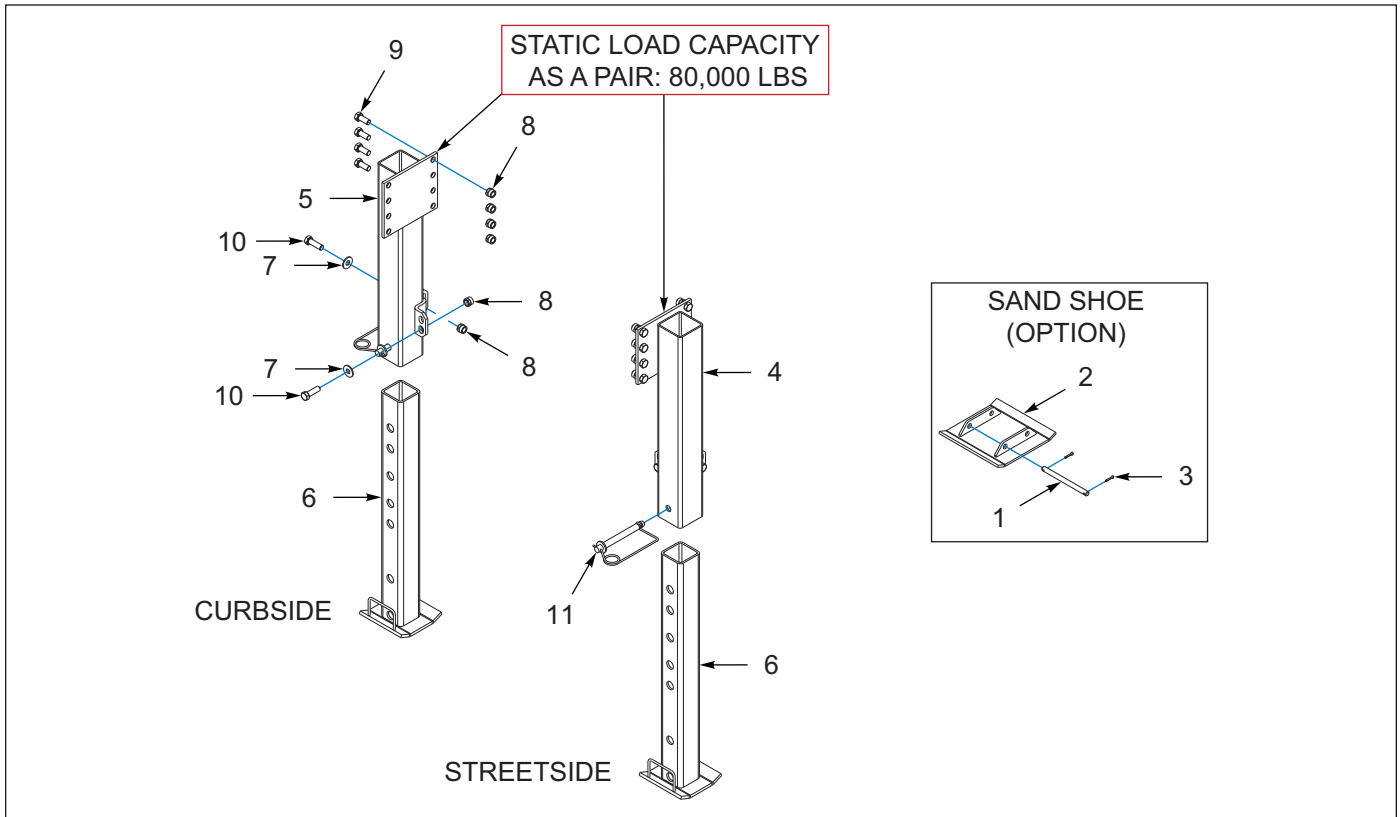


Figure 1-66: Landing Legs, Pinned (OPTION)

Landing Legs, Pinned (OPTION)

ITEM	PART NUMBER	DESCRIPTION	QTY.
	126883	SAND PAD INSTALL (OPTION INCLUDES ITEMS 1-3)	--
	104243	PARK STAND INSTL, PIN DROP (REQ ITEMS 4-11)	--
1	126881	PIN, SAND PAD	4
2	126879	SAND PAD WLDMT	2
3	1-557-010362-59	PIN,COTTER 1/4X1	8
4	112678	PARK STD WLDMT,LH FRONT PIN	1
5	112679	PARK STD WLDMT,RH FRONT PIN	1
6	3-725-010058	STAND, PARK INSIDE WLDMT (32-3/4" TUBE)	2
7	1-861-010032-19	WASHER, FLAT 5/8 W ZP/CD	4
8	1-512-010005-13	NUT,HEX SLFLKG GRB 5/8-11	20
9	1-654-010059-03	SCREW 5/8-11UNCX1-1/2 HXCP G5	16
10	1-654-010059-05	SCREW,HEX CAP,5/8-11UNCX2 GR5	4
11	346SL	SNAP LOCK PIN 3/4" W/ WASHER	2

ILLUSTRATED PARTS LIST

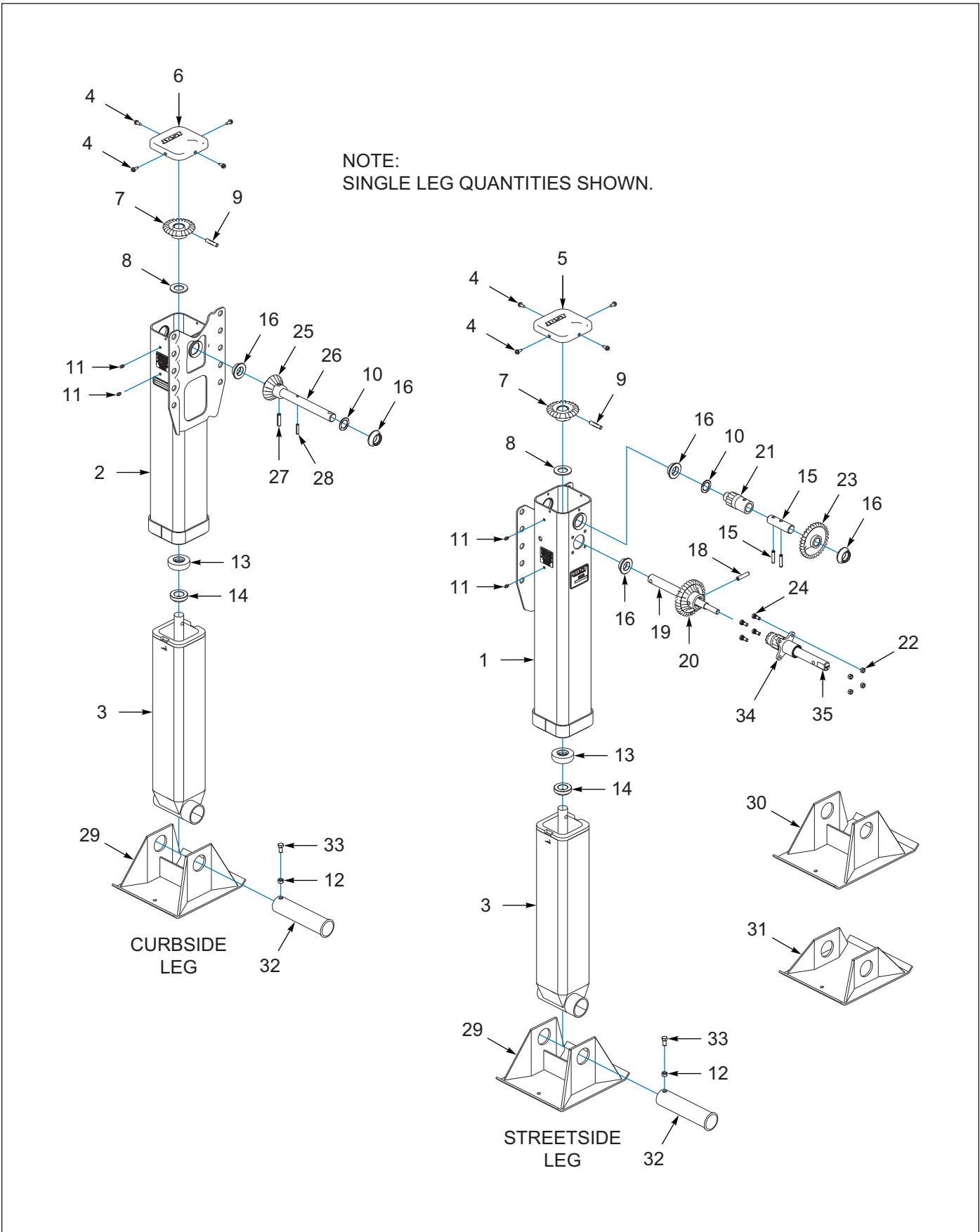


Figure 1-67: Landing Leg Components, Gear, 2 Spd

Landing Leg Components, Gear, 2 Spd

ITEM	PART NUMBER	DESCRIPTION	QTY.
	116800	LANDING GEAR JOST #A401T19 (19" TRAVEL, SHOE 10 X 10 X 4-1/2)	--
1		UPPER HOUSING, 2 SPEED (19" STREETSIDE)	1
2		UPPER HOUSING, 1 SPEED (19" CURBSIDE)	1
3		INNER LANDING LEG (19" LOWER LEG ASSEMBLY)	1
4	-----	COVER SCREW	4
5	-----	COVER, 2 SPEED (STREETSIDE)	1
6	-----	COVER, 1 SPEED (CURBSIDE)	1
7	-----	BEVEL GEAR	1
8	-----	THRUST WASHER	1
9	-----	GROOVED PIN	1
10	-----	SPACER WASHER	1
11	-----	GREASE FITTING	2
12	A10038.7	SELF LOCKING NUT	1
13	-----	THRUST WASHER	1
14	-----	COLLAR	1
15	-----	OUTPUT SHAFT	1
16	-----	BUSHING (STREETSIDE REQ 3 EACH) (CURBSIDE REQ 2 EACH)	--
17	-----	SPIRAL PIN	2
18	-----	ROLL PIN 3/8 X 1-3/4	1
19	-----	OUTPUT CLUSTER SHAFT	1
20	-----	OUTPUT CLUSTER SHAFT GEAR	1
21	-----	OUTPUT SPUR GEAR	1
22	-----	SELF LOCKING NUT	4
23	-----	INPUT SPUR GEAR	1
24	-----	SHIFT HOUSING BOLT	4
25	-----	PINION GEAR, 1 SPEED	1
26	-----	PINION SHAFT, 1 SPEED	1
27	-----	ROLL PIN 3/8 X 1-1/2	1
28	-----	ROLL PIN 1/4 X 1-1/4	1
29	114529	JOST C10035 SHOE FOR 109709 (10 X 10 X 4-1/2)	1
30	C10256	SAND SHOE (10 X 12 X 4-1/2)	1
31	204228	SAND SHOE 10X10X2 (129198) (10 X 10 X 2)	1
32	114983	SHOE AXLE B10036 FOR 109709 (PIN)	1
33	A10037.3	HEX HEAD BOLT	2
34	163502	SHAFT HOUSING SERVICE KIT (KIT INCLUDES ITEMS 34-36)	1
35	207360	SHIFT HOUSING SERVICE KIT (KIT INCLUDES ITEMS 34-37)	1
36	-----	DETENT SPRING (INCLUDED WITH ITEMS 26-27, NOT SHOWN)	1
37	-----	DETENT BALL (INCLUDED WITH ITEMS 26-27, NOT SHOWN)	2
38	-----	SHIFT HOUSING (INCLUDED WITH ITEMS 26-27, NOT SHOWN)	1
39	-----	INPUT GEAR SHAFT (INCLUDED WITH ITEM 27, NOT SHOWN)	1

Scale - Options

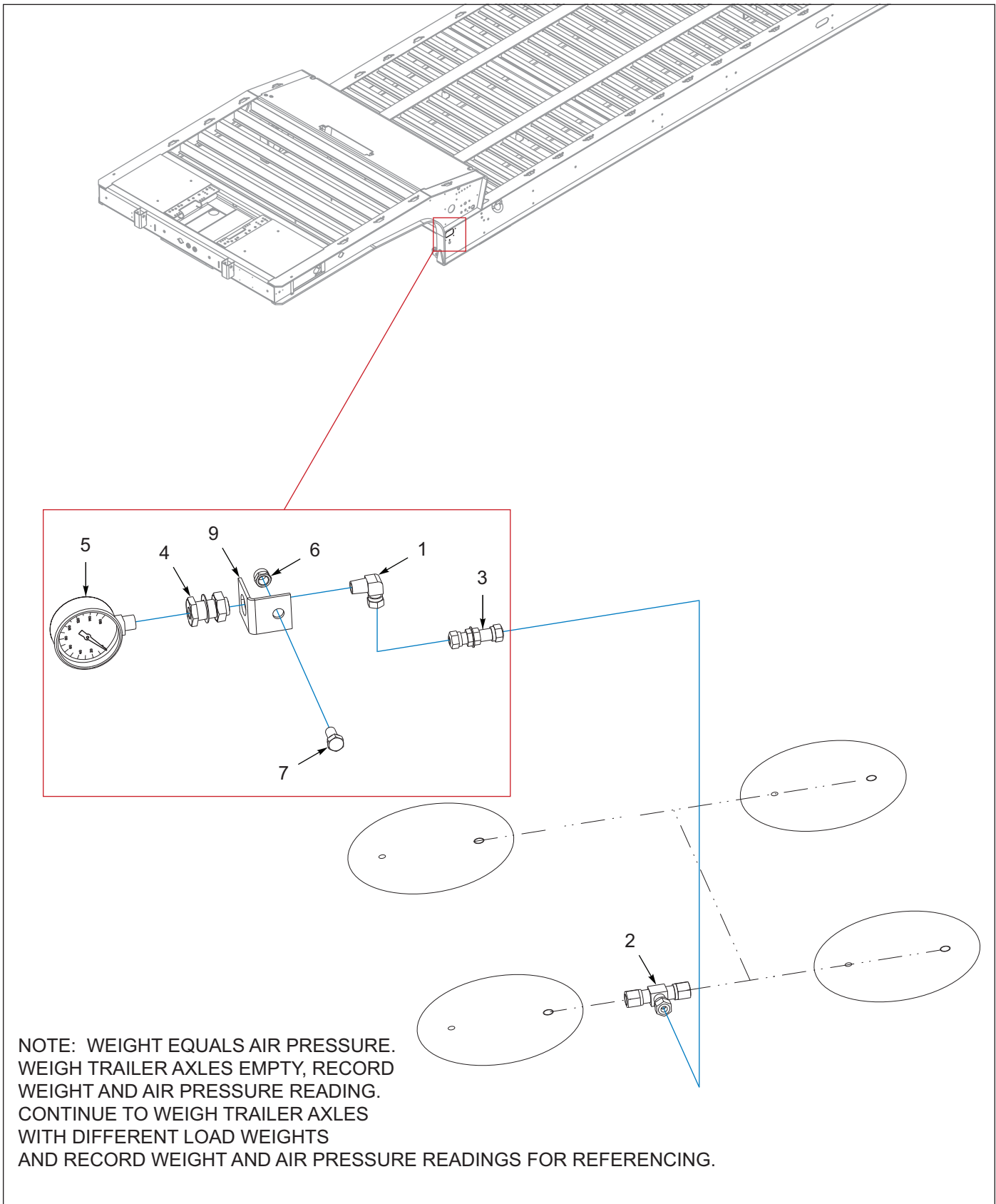


Figure 1-68: Air Pressure Gauge Assembly

AIR PRESSURE GAUGE ASSEMBLY

ITEM	PART NUMBER	DESCRIPTION	QTY.
	128601	PRESSURE GAUGE INSTL 410SUSP (INCLUDES ITEMS 1-9)	--
1	1-297-010008-07	FITTING AIR 90 1/4TUBEX1/4NPT	1
2	1-297-010010-04	FITTING,AIR,UN/TEE3/8X3/8X1/4	1
3	1-297-010014-02	FITTING,AIR,BLKHD UNION 1/4	1
4	1-297-010022-02	FITTING,AIR ANCHR CPLG,1/4NPT	1
5	1-323-010008	GAUGE, PRESSURE, 0-160 PSI	1
6	1-512-010005-05	NUT, HEX, SLFLKG GRB 3/8-16	1
7	1-654-010051-03	SCREW,HEX CAP,3/8-16UNCX3/4G5	1
8	1-833-010001	TUBING NYLON 1/4 OD (BY THE FOOT)	50
9	3-120-010445	BRACKET,PRESSURE REGULATOR660	1

ILLUSTRATED PARTS LIST

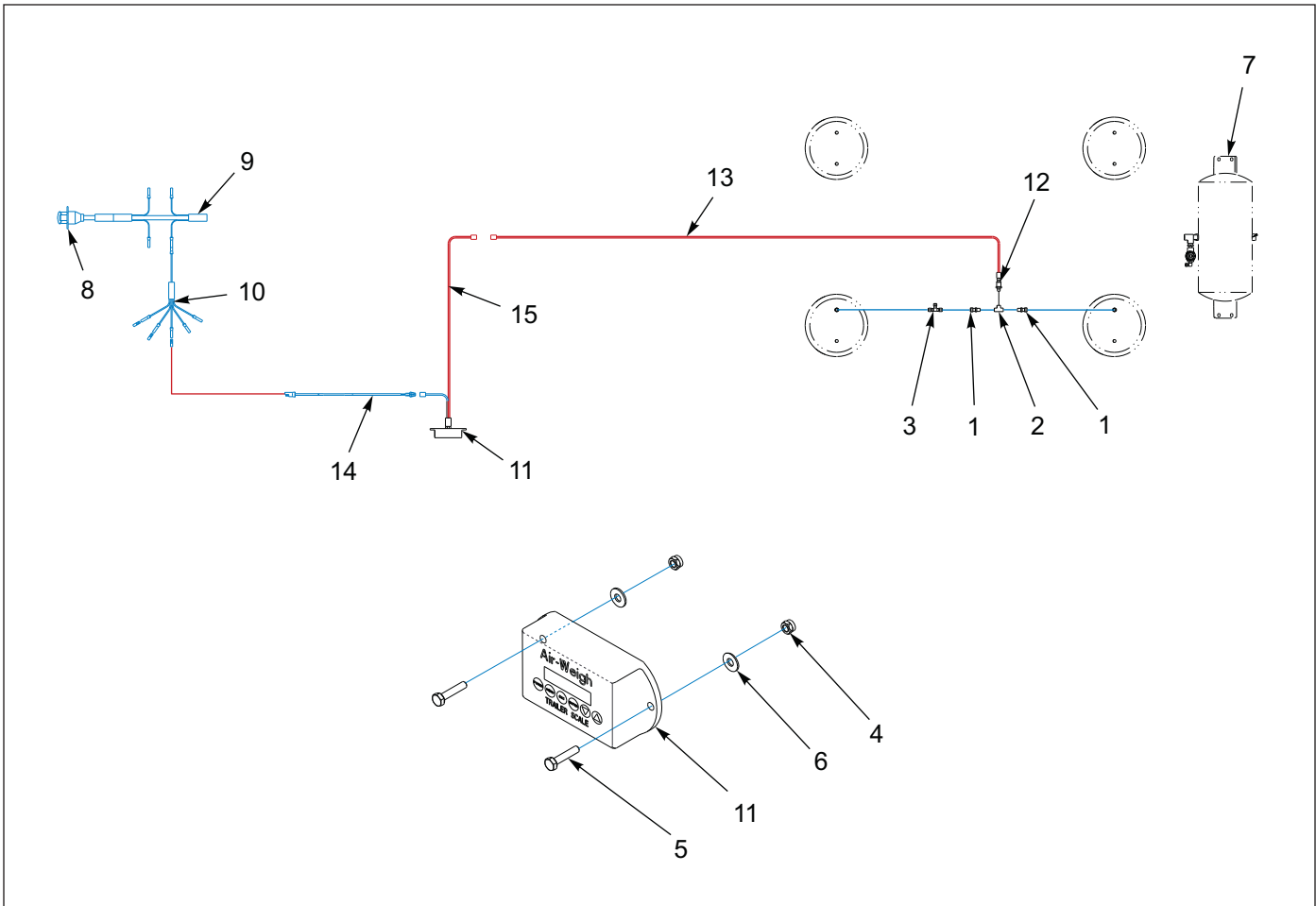


Figure 1-69: Loadmaxx (Before 03/31/2020)

LOADMAXX (Before 03/31/2020)

ITEM	PART NUMBER	DESCRIPTION	QTY.
	166821	SCALE INSTALLATION, LOADMAXX SYSTEM	--
1	1-297-010007-11	FITTING AIR	2
2	1-297-010009-02	FITTING, AIR PIPE TEE	1
3	1-297-010010-04	FITTING AIR UNION TEE	--
4	1-512-010005-01	NUT HEX LOCK 1/4-20 GRB	--
5	1-654-010047-07	SCREW, HEX HEAD CAP 1/4-20 X 1-1/4 GR5	--
6	1-861-010032-07	WASHER, FLAT 1/4	--
7	-----	SUSPENSION, AIR RLU A/R	--
8	143100	HARNESS, 7 WAY RECEPTACLE	--
9	143101	HARNESS, FRONT MAIN	--
10	150093	HARNESS, 5 AUXILIARY BRANCHES	--
11	172437	SCALE, AIR DIGITAL MODIFIED (ITEMS 12-15)	1
12	149543	SENSOR ASSEMBLY, 5V 3/8" BRASS	1
13	166001	CABLE, AW5800, 2 PART SENSOR 50'	1
14	166002	CABLE, AW5800 TRAILER POWER BLUNT CUT 15'	1
15	142895	CABLE, AW5800, TRAILER SCALE INTERFACE 2"	1

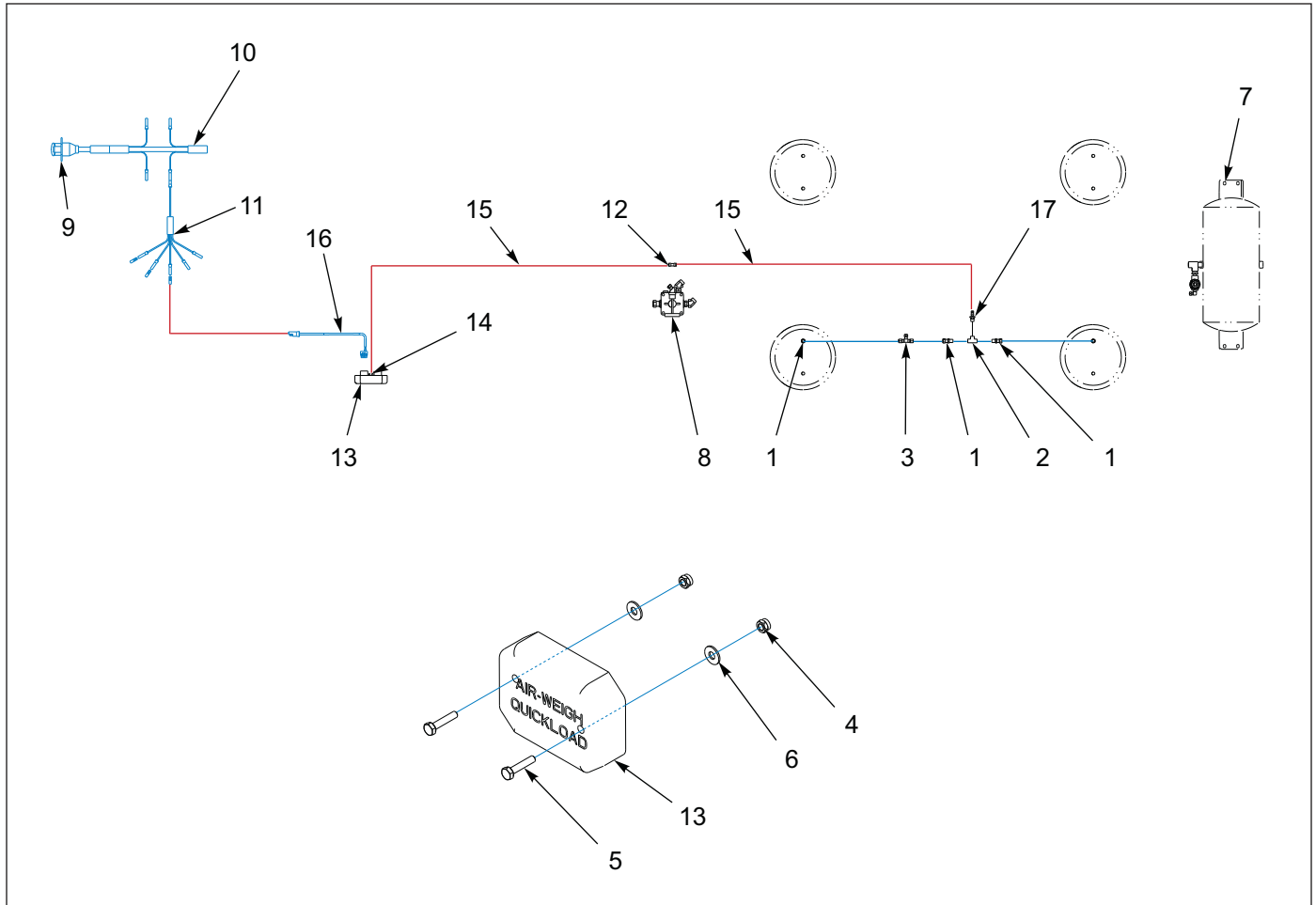


Figure 1-70: Quickload (Before 03/31/2020)

QUICKLOAD (Before 03/31/2020)

ITEM	PART NUMBER	DESCRIPTION	QTY.
	175358	SCALE INSTALLATION, QUICKLOAD SYSTEM	--
1	1-297-010007-11	FITTING AIR	2
2	1-297-010009-02	FITTING, AIR PIPE TEE	1
3	1-297-010010-04	FITTING AIR UNION TEE	--
4	1-512-010005-01	NUT HEX LOCK 1/4-20 GRB	--
5	1-654-010047-07	SCREW, HEX HEAD CAP 1/4-20 X 1-1/4 GR5	--
6	1-861-010032-07	WASHER, FLAT 1/4	--
7	-----	SUSPENSION, AIR RLU A/R	--
8	141607	AIR BOOSTER VALVE ASSEMBLY (SEE PAGE 1-32)	--
9	143100	HARNESS, 7 WAY RECEPTACLE	--
10	143101	HARNESS, FRONT MAIN	--
11	150093	HARNESS, 5 AUXILIARY BRANCHES	--
12	175359	UNION, AIR HOSE	1
13	175360	SCALE, AIR QL ,TRAVEL AXLE MODIFIED (ITEMS 14-17)	1
14	175363	SPRING HOSE CLAMP	1
15	175365	AIR LINE	1
16	184392	CABLE, TRAILER, POWER, BLUNT CUT, 15'	1
17	180221	HOSE BARB FITTING, BRASS	1

ILLUSTRATED PARTS LIST

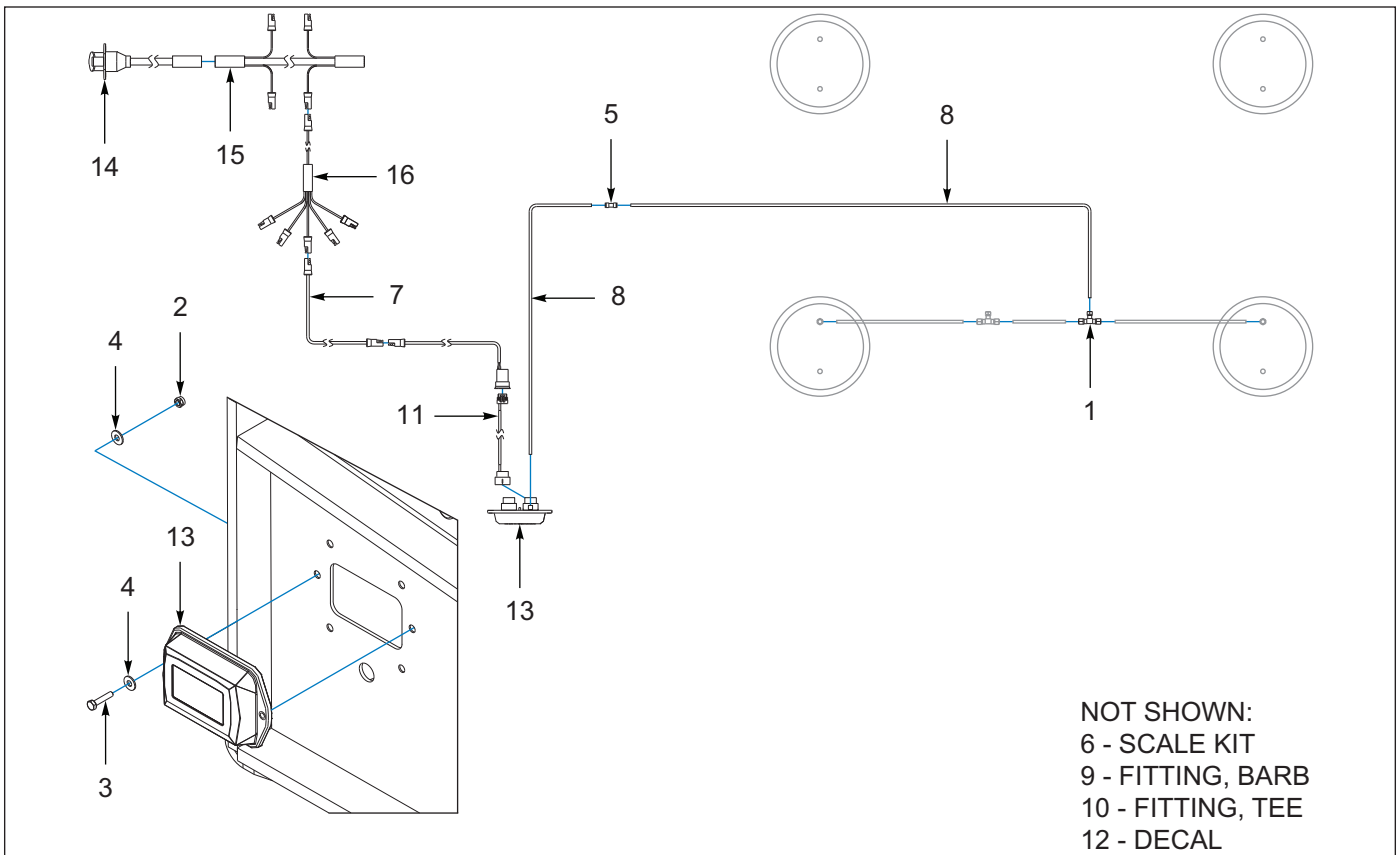


Figure 1-71: Quickload Plus & Loadmaxx Plus (After 03/31/2020)

QUICKLOAD PLUS & LOADMAXX PLUS (AFTER 03/31/2020)

ITEM	PART NUMBER	DESCRIPTION	QTY
	226657	QUICKLOAD PLUS TRAV AX INSTL (REQUIRES ITEMS 1-6A)	--
	226661	LOADMAXX PLUS TRAV AX INSTL (REQUIRES ITEMS 1-6B)	--
1	1-297-010010-04	FITTING,AIR,UN/TEE3/8X3/8X1/4	1
2	1-512-010005-01	NUT,HEX,SLFLKG GRB 1/4-20	2
3	1-654-010047-07	SCREW,HX CP 1/4-20UNCX1-1/4G5	2
4	1-861-010032-07	WASHER,FLAT 1/4 ZP	4
5	175359	UNION AIR HOSE 1/4 O.D. POLY	1
6	226656	QUICKLOAD PLUS TRAV AXLE KIT (6A INCLUDES ITEMS 8-13A)	1
6	226660	LOADMAXX PLUS TRAV AXLE KIT (6B INCLUDES ITEMS 8-13B)	1
7	175364	CABLE, POWER, GROTE CONN, LM	1
8	175365	AIR LINE 1/4 OD POLY (BY THE FOOT)	50
9	212216	BRASS FITTING 1/4 NPT 1/4 BARB (NOT SHOWN)	1
10	226650	BRASS T 1/4NPT AIR WEIGH (NOT SHOWN)	1
11	226651	POWER CABLE 3.5FT AIR WEIGH	1
12	226653	DECAL AIR WEIGH SCALE (NOT SHOWN)	1
13	226652	QUICKLOAD PLUS SCALE MODULE (13A INCLUDED WITH ITEM 6A)	1
13	226655	LOADMAXX PLUS SCALE MODULE (13B INCLUDED WITH ITEM 6B)	1
14	143100	HARNESS 7WAY RECP GROTE	1
15	143101	HARNESS FRONT MAIN GROTE	1
16	150093	HARNESS 5 AUX BRANCHES GROTE	1

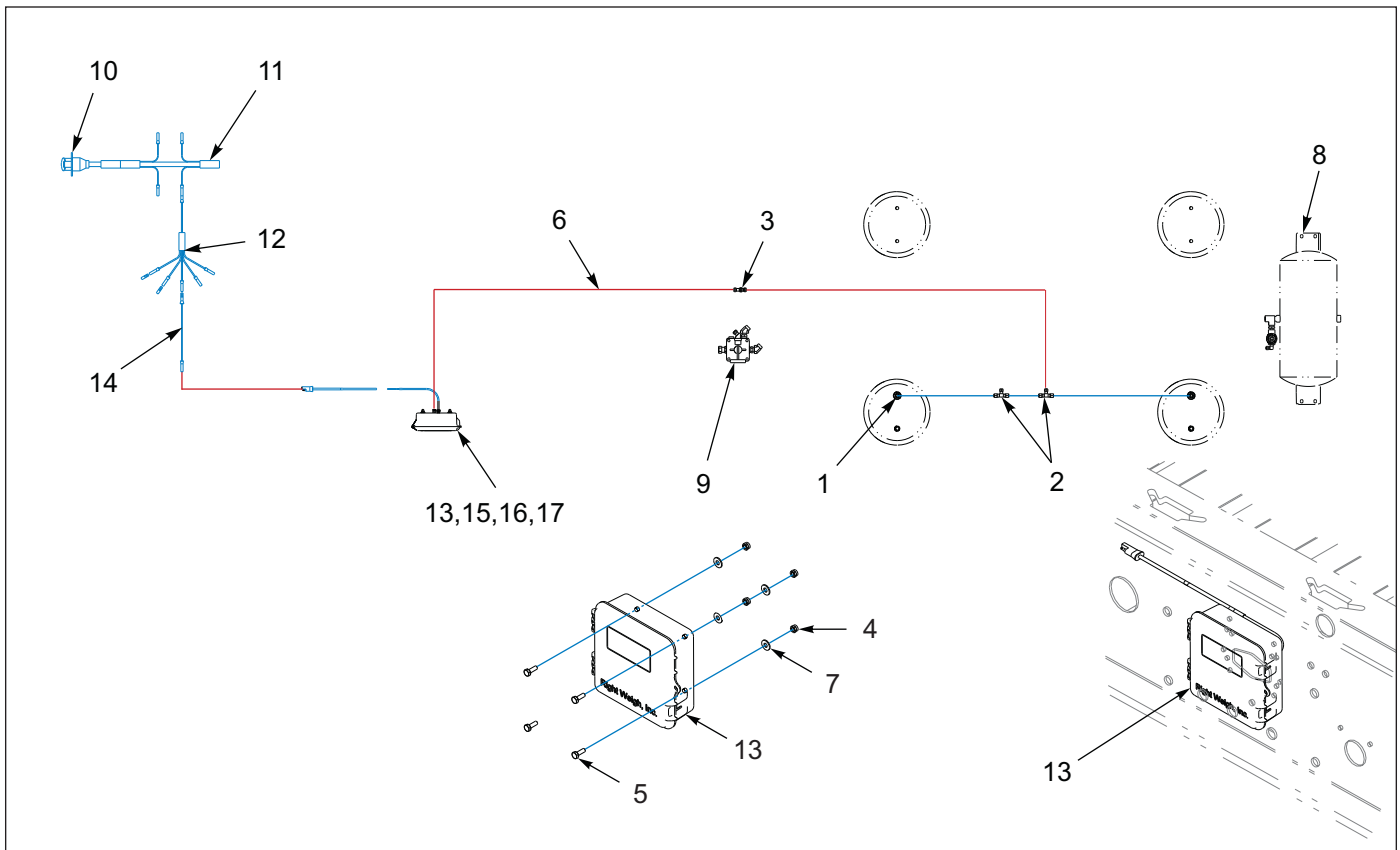


Figure 1-72: Right Weigh

Right Weigh

ITEM	PART NUMBER	DESCRIPTION	QTY.
	170470	SCALE INSTALLATION, RIGHT WEIGH SYSTEM	--
	205742	SCALE INSTALLATION, RIGHT WEIGH SYSTEM W/ BLUETOOTH	--
1	1-297-010007-11	FITTING AIR	2
2	1-297-010010-04	FITTING AIR UNION TEE	--
3	1-297-010014-02	FITTING, AIR	1
4	1-512-010005-01	NUT HEX LOCK 1/4-20 GRB	--
5	1-654-010047-04	SCREW, HEX HEAD CAP 1/4-20 X 3/4 GR5	24
6	1-833-010001	TUBING NYLON 1/4 OD	--
7	1-861-010032-07	WASHER, FLAT 1/4	--
8	-----	SUSPENSION, AIR RLU A/R	--
9	141607	AIR BOOSTER VALVE ASSEMBLY (SEE PAGE 1-32)	--
10	143100	HARNESS, 7 WAY RECEPTACLE	--
11	143101	HARNESS, FRONT MAIN	--
12	150093	HARNESS, 5 AUXILIARY BRANCHES	--
13	170471	HARNESS ASSEMBLY, RIGHT WEIGH (USED W/ 170470)	1
13	205744	HARNESS ASSEMBLY, RIGHT WEIGH (USED W/ 205742)	1
14	3-368-010252	HARNESS ASSEMBLY, BULKHEAD LIGHT EXT	1
15	171159	DIGITAL SCALE (USED W/ 170470)	1
15	205747	DIGITAL SCALE W/ BLUETOOTH (USED W/ 205742)	1
16	171160	DIGITAL INSTALLATION KIT	1
17	171161	MOUNTING BOX, BRACKET, AND HARDWARE	1

Bulkheads - Options

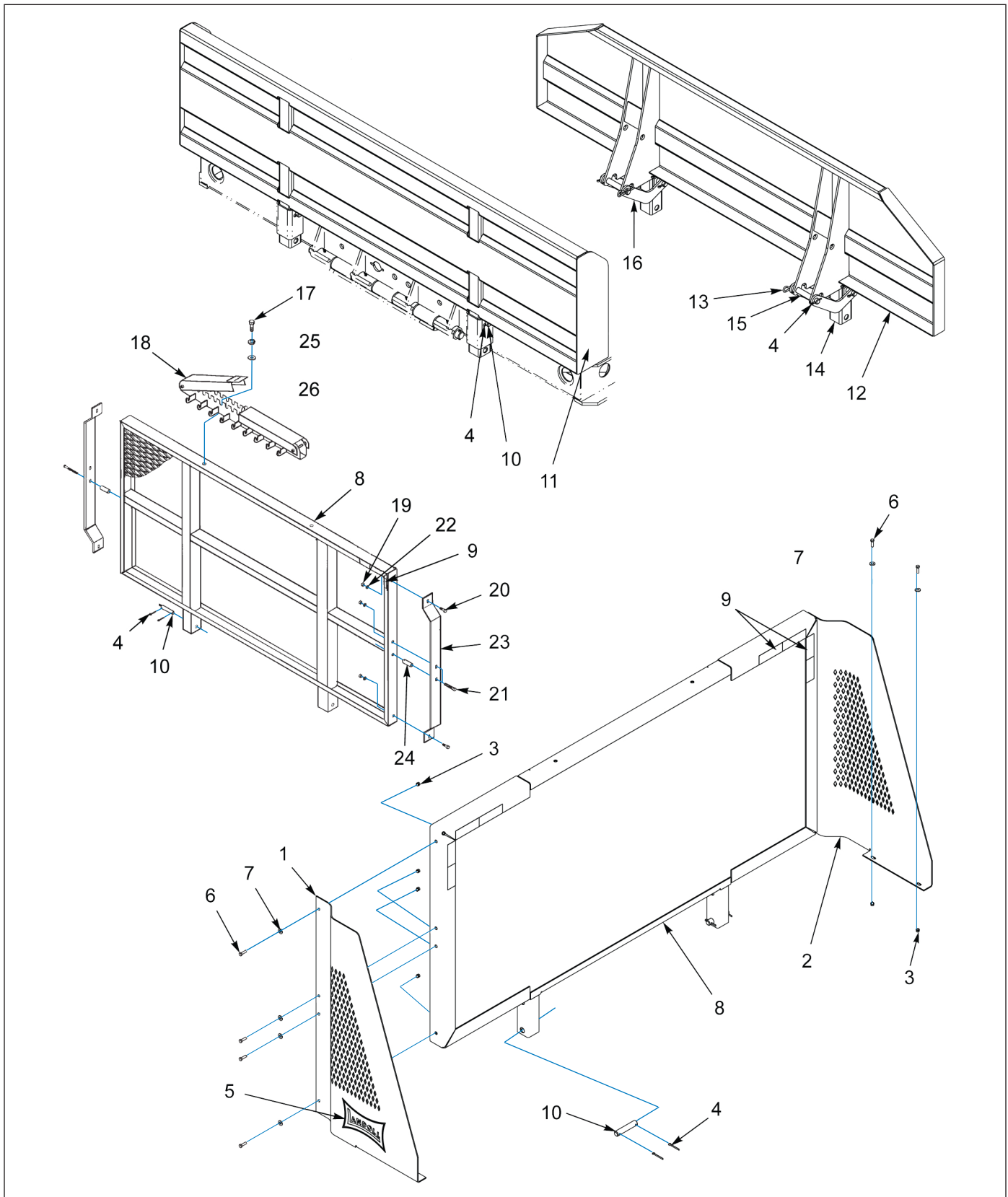


Figure 1-73: Bulkhead Assembly

Bulkhead Assembly

ITEM	PART NUMBER	DESCRIPTION	QTY.
	128414	BULKHEAD INSTALLATION (ITEMS 1-10)	--
	134616	BULKHEAD INSTALLATION 26 X 102 (ITEMS 4, 9-10 & 11)	--
	136848	EXTENSION INSTALLATION 16/24 (ITEMS 4 & 12-16)	--
	B7-141-003	BULKHEAD CHAIN RACK INSTALLATION (ITEMS 6,7,17 &18)	--
1	128137	EXTENSION, BULKHEAD ALUM LH	1
1	128153	EXTENSION, BULKHEAD LH	1
2	128138	EXTENSION, BULKHEAD ALUM RH	1
2	128152	EXTENSION, BULKHEAD RH	1
3	1-512-010005-05	NUT, HEX LOCK 3/8-16	12
4	1-557-010362-63	COTTER PIN 1/4 X 2	10, 4
5	153754	DECAL, BOW TIE - BLACK (SEE PAGE 1-4)	2
5	153755	DECAL, BOW TIE - WHITE (SEE PAGE 1-4)	2
6	1-654-010051-06	SCREW, HEX HEAD CAP 3/8-16 X 1-1/4 GR5	12
7	1-861-010032-11	WASHER, FLAT 3/8	12
8	3-141-010155	BULKHEAD WELDMENT 48 X 96	1
9	3-573-010378	DECAL, 2" REFLEXITE TAPE, WHITE	--
10	6-557-010163	PIN HITCH LEVEL LINK	2
11	134608	BULKHEAD WELDMENT 26 X 102	1
12	136849	BULKHEAD WELDMENT 16/24 X 102 2 POS	1
13	1-557-010014	PIN, HAIR 1/4	2
14	3-482-010249	MOUNT WELDMENT BULKHEAD	2
15	3-557-010380	PIN	6
16	3-755-010080	SUPPORT WELDMENT, BULKHEAD	2
17	1-654-010055-03	SCREW HEX CAP 1/2-13UNCX1-1/2	2
18	3-141-010008	CHAIN HANGER, LOCKING CHANNEL ASSEMBLY	1
19	1-512-010005-09	NUT, HEX LOCK 1/2-13 GRB	6
20	1-654-010055-03	SCREW, HEX HEAD CAP 1/2-13 X 1-1/2 GR5	4
21	1-654-010055-13	SCREW, HEX HEAD CAP 1/2-13 X 4 GR5	2
22	1-861-010032-15	WASHER, FLAT 1/2W	6
23	3-054-010101	BAR, SIDE 48" BULKHEAD 102"	2
24	3-711-010025	SPACER, 48" BULKHEAD	2
25	1-861-010034-13	WASHER, LKG HLCL SPR 1/2	2
26	1-861-010032-15	WASHER, FLAT 1/2W ZP/CD	2

ILLUSTRATED PARTS LIST

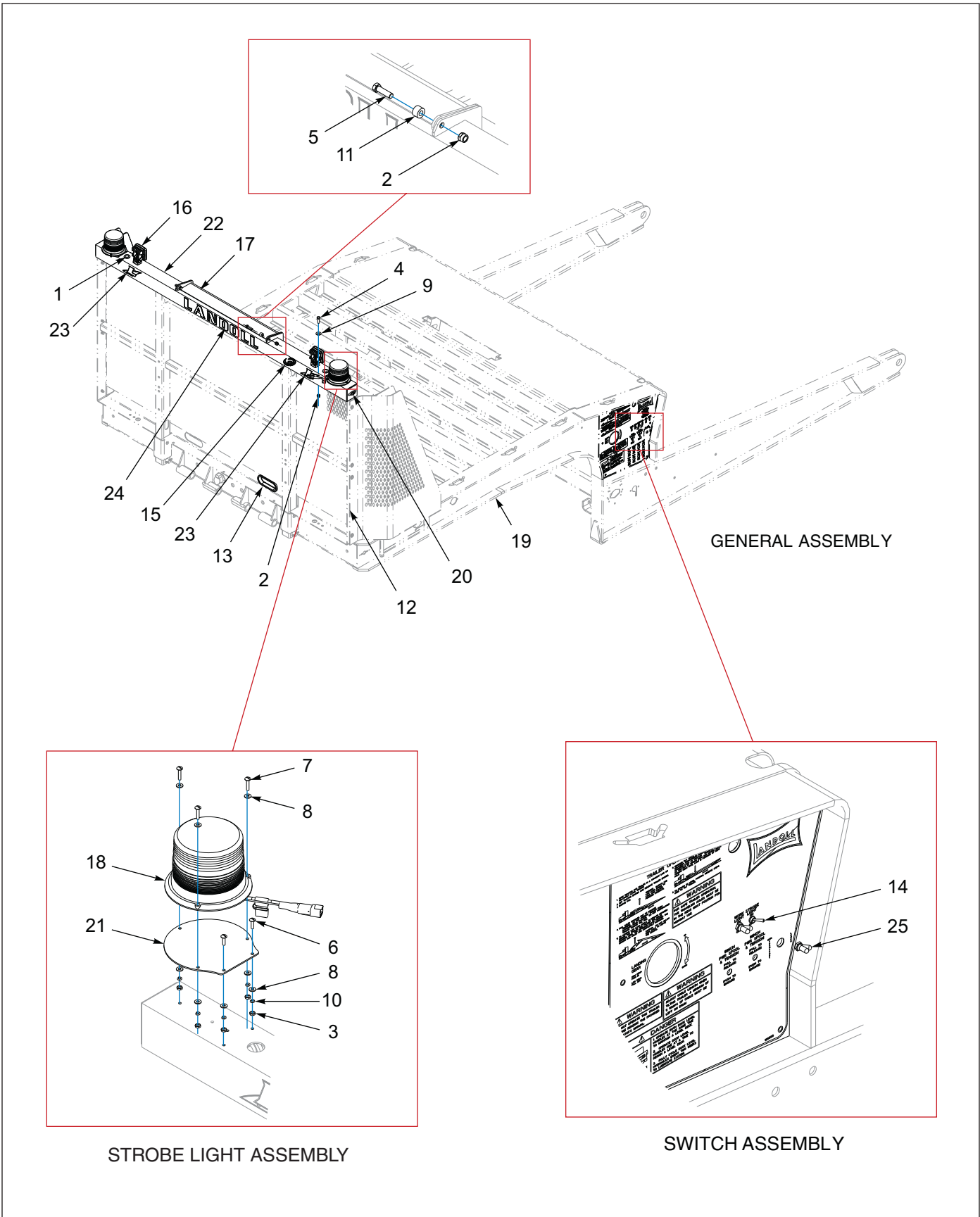


Figure 1-74: Bulkhead - Chain Rack Lights General Assembly

Bulkhead - Chain Rack Lights General Assembly

ITEM	PART NUMBER	DESCRIPTION	QTY.	
	191808	BULKHEAD CHAIN RACK S/T/T WL	*	
	191809	BULKHEAD CHAINRACK S/T/T WL BC		*
1	1-343-010006	GROMMET	2	2
2	1-512-010005-09	NUT,HEX,SLFLKG, 1/2-13 GRB	4	4
3	1-512-010007-03	NUT, HEX 10-24	--	10
4	1-654-010055-03	SCREW,HEX CAP,1/2-13UNCX1-1/2	2	2
5	1-654-010055-04	SCREW,HEX CAP,1/2-13UNCX1-3/4	2	2
6	1-656-010003051	SCREW,RH HD MACH 10-24X3/4	--	4
7	1-656-010003053	SCREW RD HD MACH 10-24X1	--	6
8	1-861-010032-03	WASHER, FLAT #10 ZP/CD	--	16
9	1-861-010032-15	WASHER, FLAT 1/2 W ZP/CD	2	2
10	1-861-010034-07	WASHER,LKG,HLCL SPR, NO 10	--	10
11	125799	SPACER, 10D X 1/2 ID X .632	2	2
12	128414	BULKHEAD INSTALLATION	--	--
13	143114	GROMMET OVAL GROTE (BEFORE 01/02/2020)	1	1
13	213296	FLANGE CHROME FLAT OBLONG (AFTER 01/02/2020)	1	1
14	150117	SWITCH ASSY LIGHT GROTE	--	--
15	153102	GROMMET MOUNT 2-5/16" GROTE	1	1
16	163996	LIGHT,12V SQUARE LED FLOOD	--	--
17	167975	LID WLDMT CHAIN BINDER	1	1
18	184501	STROBE LIGHT DEUTSCH CONN	--	--
19	186901	GOOSENECK WLDMT, US 400	--	--
20	187863	LIGHT YEL LED.75CL/MK CLEAR CB (BEFORE 01/02/2020)	--	--
20	213297	LIGHT YEL CLEAR LENS MKR (AFTER 01/02/2020)	--	--
21	191545	PLATE BEACON MOUNTING	--	2
22	191881	PLATFORM, 10FT 6IN	1	1
23	192205	DECAL HWY L, 7-3/8 X 2-7/8	2	2
24	193456	DECAL LANDOLL 28-5/16 X 3-7/32	1	1
25	81264	RUBBER BOOT FOR ELECT SWITCH	1	2

ILLUSTRATED PARTS LIST

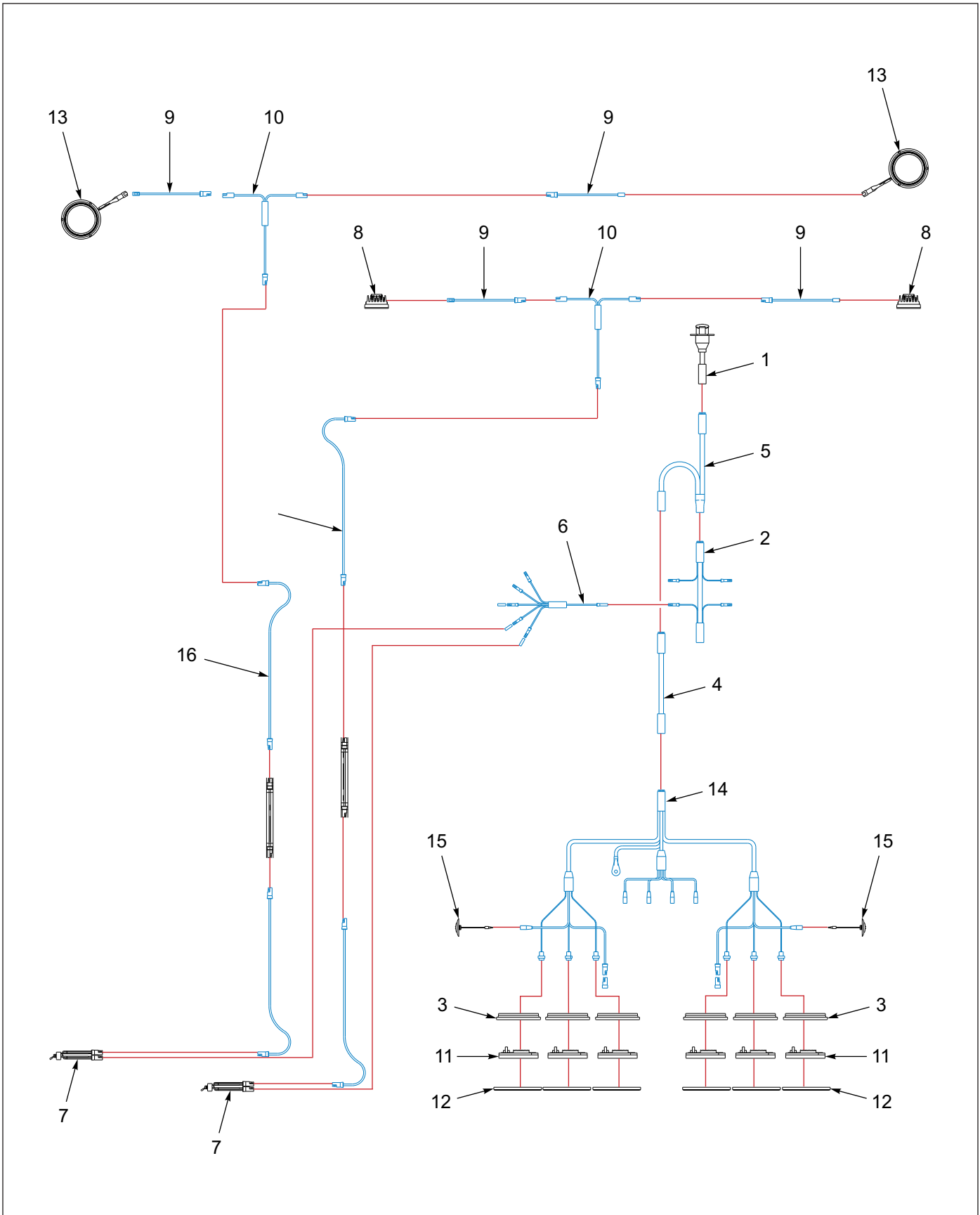


Figure 1-75: Bulkhead - Chain Rack Lights Electrical System

Bulkhead - Chain Rack Lights Electrical System

ITEM	PART NUMBER	DESCRIPTION	QTY.	
	191808	BULKHEAD CHAIN RACK S/T/T WL	*	
	191809	BULKHEAD CHAINRACK S/T/T WL BC		*
1	143100	HARNESS 7WAY RECP GROTE	--	--
2	143101	HARNESS FRONT MAIN GROTE	--	--
3	143114	GROMMET OVAL GROTE (BEFORE 01/02/2020)	6	6
3	213296	FLANGE CHROME FLAT OBLONG (AFTER 01/02/2020)	6	6
4	143167	HARNESS EXT 84 IN GROTE	1	1
5	146929	HARNESS Y SPLITTER GROTE	1	1
6	150093	HARNESS 5 AUX BRANCHES GROTE	--	--
7	150117	SWITCH ASSY LIGHT GROTE	1	2
8	163996	LIGHT,12V SQUARE LED FLOOD	2	2
9	164052	HARNESS,60"BRANCH,WORK LIGHT	2	4
10	169853	HARNESS T PWR BRANCH	1	2
11	179902	LIGHT S/T/T RED CLEAR LENS GRT (BEFORE 01/02/2020)	6	6
11	213295	LIGHT CLEAR LENS S/T/T (AFTER 01/02/2020)	6	6
12	180570	COVER CHROME OBLONG GROMMET (OBSOLETE AFTER 01/02/2020)	6	6
13	184501	STROBE LIGHT DEUTSCH CONN	--	2
14	187859	HARNESS BUMPER MICRONOVA GROTE	1	1
15	187863	LIGHT YEL LED.75CL/MK CLEAR CB (BEFORE 01/02/2020)	2	2
15	213297	LIGHT YEL CLEAR LENS MKR (AFTER 01/02/2020)	2	2
16	3-368-010252	HARNESS ASSY BKHD LIGHT EXT	2	4

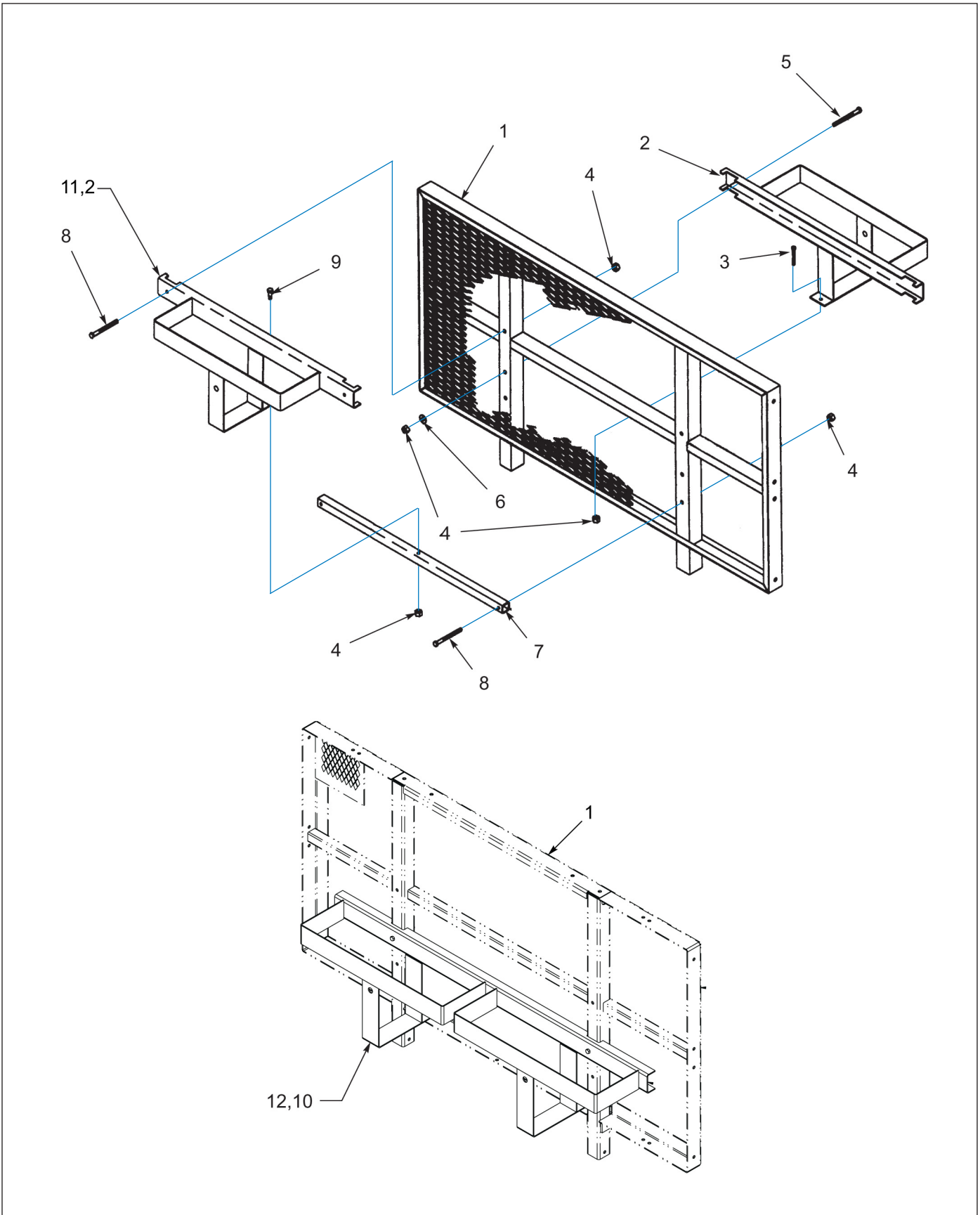


Figure 1-76: Bulkhead - Rack Mount Installation

Bulkhead - Rack Mount Installation

ITEM	PART NUMBER	DESCRIPTION	QTY.					
	3-612-010015-1	RACK INST. BHD, FRONT MOUNT 10R17.5	*					
	3-612-010015-2	RACK INST. BHD, REAR MOUNT 10R17.5		*				
	3-612-010015-3	RACK INST. BHD, FRONT MOUNT DUAL 10R17.5			*			
	112986	RACK INST. BHD, FRONT MOUNT 255/70R22.5				*		
	129573	RACK INST. BHD, FRONT MOUNT DUAL 255/22.5					*	
1	-----	BULKHEAD WELDMENT	--	--	--	--	--	--
2	3-612-010016	RACK WELDMENT, BULKHEAD MOUNT 10R17.5	1	1	--	--	--	--
3	1-654-010055-01	SCREW, HEX HEAD CAP 1/2-13 X 1 GR5	1	--	2	1	2	
4	1-512-010005-09	NUT, HEX LOCK 1/2-13 GRB	3	5	4	3	4	
5	1-654-010055-15	SCREW, HEX HEAD CAP 1/2-13 X 5 GR5	2	--	2	2	2	
6	1-861-010032-15	WASHER, FLAT 1/2W	2	--	2	2	2	
7	3-829-010337	TUBE W/ TAB MOUNTED BULKHEAD SPARE RACK	--	1	--	--	--	
8	1-654-010055-18	SCREW, HEX HEAD CAP 1/2-13 X 6-1/2 GR5	--	4	--	--	--	
9	1-654-010055-09	SCREW, HEX HEAD CAP 1/2-13 X 3 GR5	--	1	--	--	--	
10	3-612-010020	RACK WELDMENT, BULKHEAD MOUNT 210/R17.5	--	--	1	--	--	
11	112987	RACK WELDMENT, BULKHEAD MOUNT 255/70R22.5	--	--	--	1	1	
12	129572	RACK WELDMENT, BULKHEAD MOUNT DUAL 255/22.5	--	--	--	--	1	

ILLUSTRATED PARTS LIST

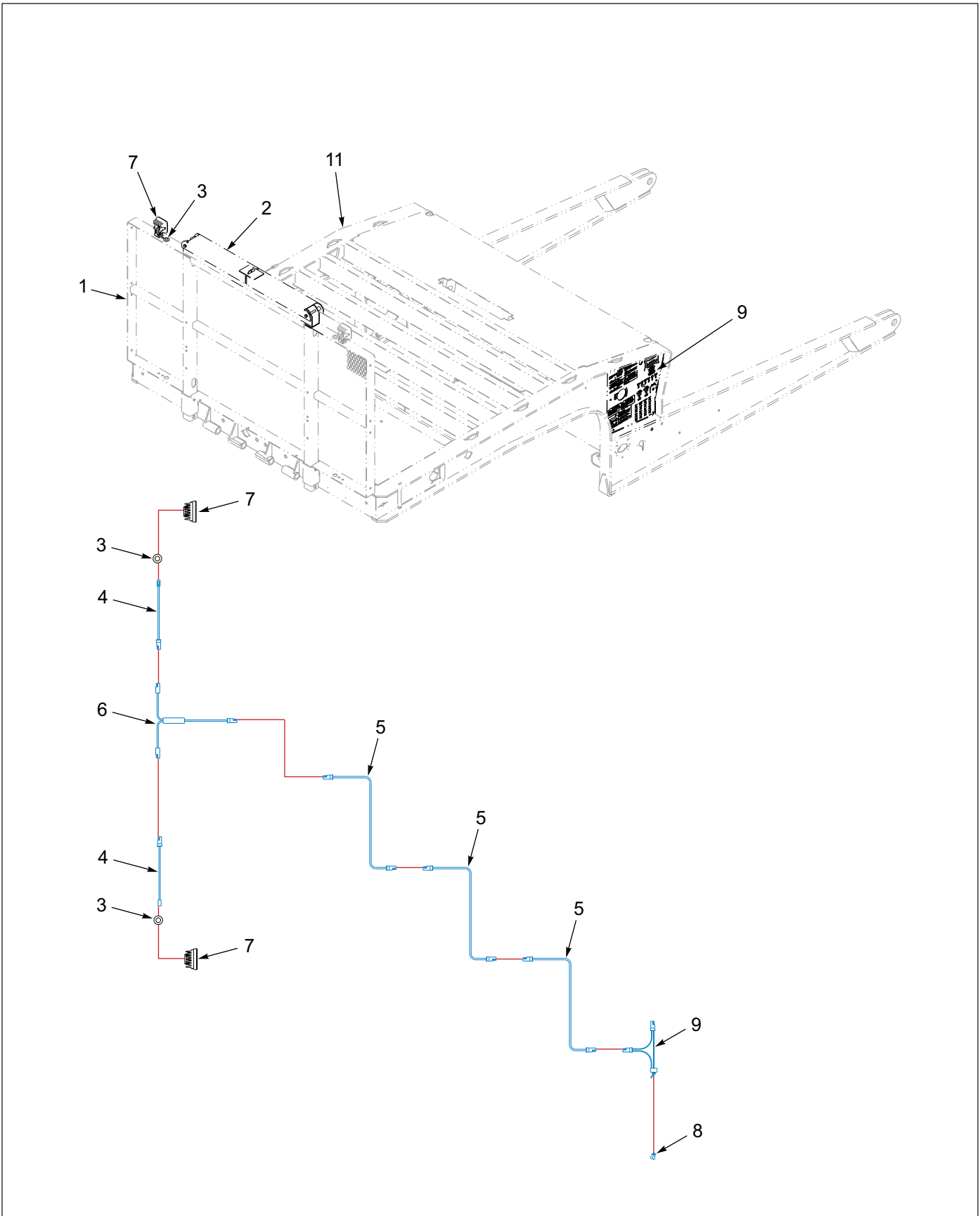


Figure 1-77: Bulkhead - Work Light Installation

Bulkhead - Work Light Installation

ITEM	PART NUMBER	DESCRIPTION	QTY.	
	191813	WORK LIGHT INSTL, BULKHEAD	*	
	191814	WORK LIGHT HD INSTL, BULKHEAD		*
1	3-141-010155	BULKHEAD WELDMENT	--	--
2	B7-141-003	CHAIN RACK INSTALLATION	--	--
3	1-343-010006	GROMMET	2	2
4	164052	HARNESS, 60" BRANCH WORK LIGHT	2	2
5	3-368-010252	HARNESS ASSEMBLY, BULKHEAD LIGHT EXTENSION	2	3
6	169853	HARNESS, JUMPER T-POWER	1	1
7	163996	LIGHT LED WHITE FLOOD LAMP	2	2
8	81264	RUBBER BOOT FOR ELECT SWITCH	1	1
9	150117	TOGGLE SWITCH SEALED SPST	1	1
10	1-822-010002	TRIM LOCK 3/16 (NOT SHOWN)	4	4
11	186901	WLDMT, GOOSENECK, US 400	--	--

Electrical Installation - Options

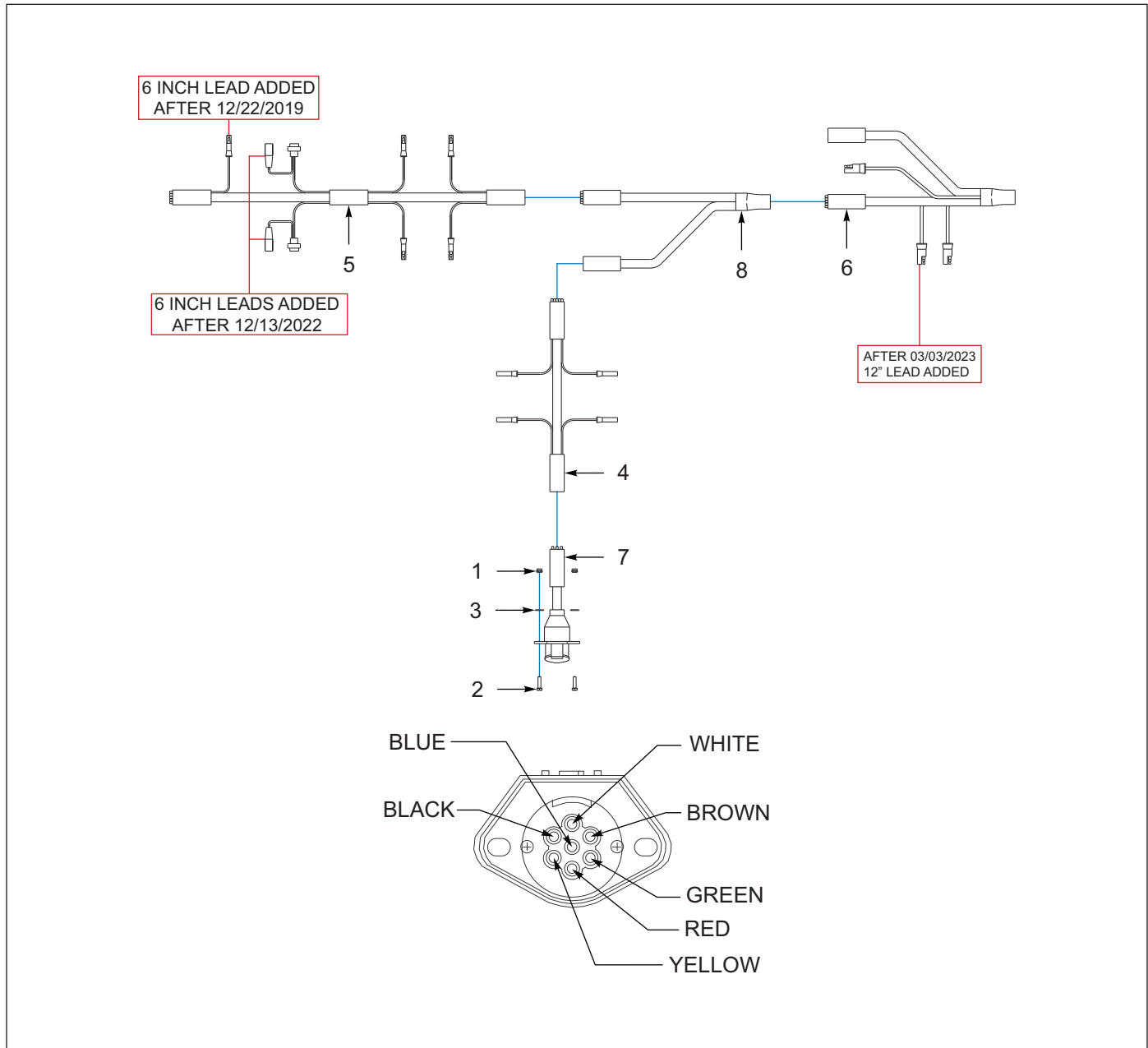


Figure 1-78: 7-Way Electrical Installation

7-Way Electrical Installation

ITEM	PART NUMBER	DESCRIPTION	QTY.
	148585	7-WAY ELECTRICAL INSTALLATION	--
1	1-512-010005-01	NUT, HEX LOCK 1/4-20 GRB	2
2	1-654-010047-06	SCREW, HEX HEAD CAP 1/4-20 X 1 GR5	2
3	1-861-010032-07	WASHER, FLAT 1/4W	2
4	143101	HARNESS, FRONT MAIN	1
5	143102	HARNESS, BED MAIN	--
6	143103	HARNESS ECHAIN GROTE (AFTER 03/03/2023, 12" LEAD ADDED)	--
7	146897	HARNESS, 7-WAY RECEPTACLE MAIN	1
8	146929	HARNESS, Y SPLITTER	1

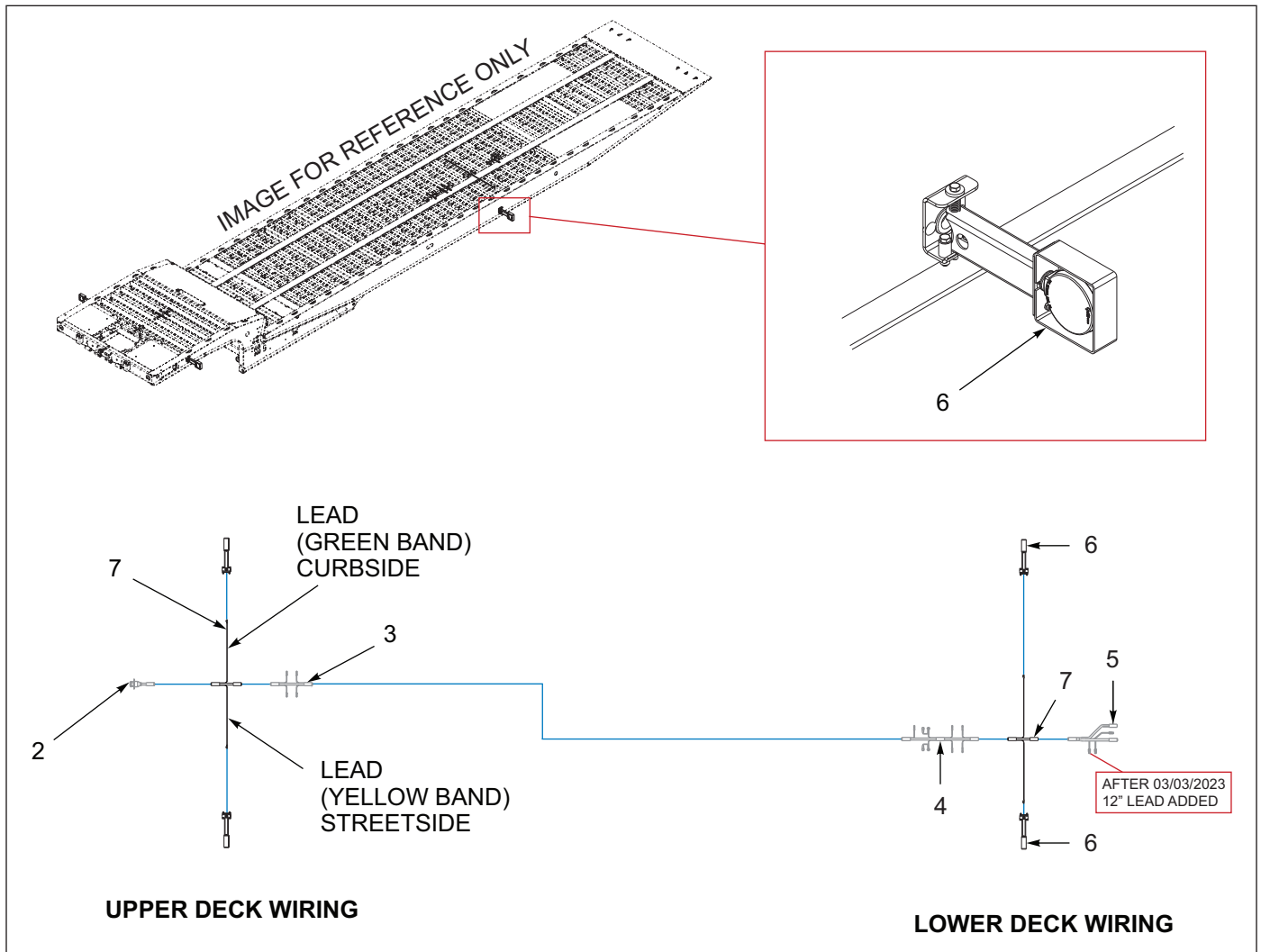


Figure 1-79: Swing-Out Light, Electrical (OPTIONS)

Swing-Out Lights, Electrical (OPTIONS)

ITEM	PART NUMBER	DESCRIPTION	QTY.
	179085	INSTL, SWING-OUT LTS UPR&LWR DK	--
	179088	INSTL, SWING-OUT LTS, UPR DK	--
	179089	INSTL, SWING-OUT LTS, LWR DK	--
1	1-796-010003-02	TIE, STRAP PLASTIC (NOT SHOWN) (179085 REQ 24 EACH) (179088, 179089 REQ 12 EACH)	--
2	143100	HARNESS, 7 WAY RECEPTACLE	--
3	143101	HARNESS, FRONT MAIN	--
4	143102	HARNESS, BED MAIN	--
5	143103	HARNESS ECHAIN GROTE (AFTER 03/03/2023, 12" LEAD ADDED)	--
6	176420	SWING ARM LIGHT ASSEMBLY (SEE PAGE 1-140) (179085 REQ 4 EACH) (179088, 179089 REQ 2 EACH)	--
7	176432	HARNESS JUMPER EMERGENCY FLASH (179085 REQ 2 EACH) (179088, 179089 REQ 1 EACH)	--

ILLUSTRATED PARTS LIST

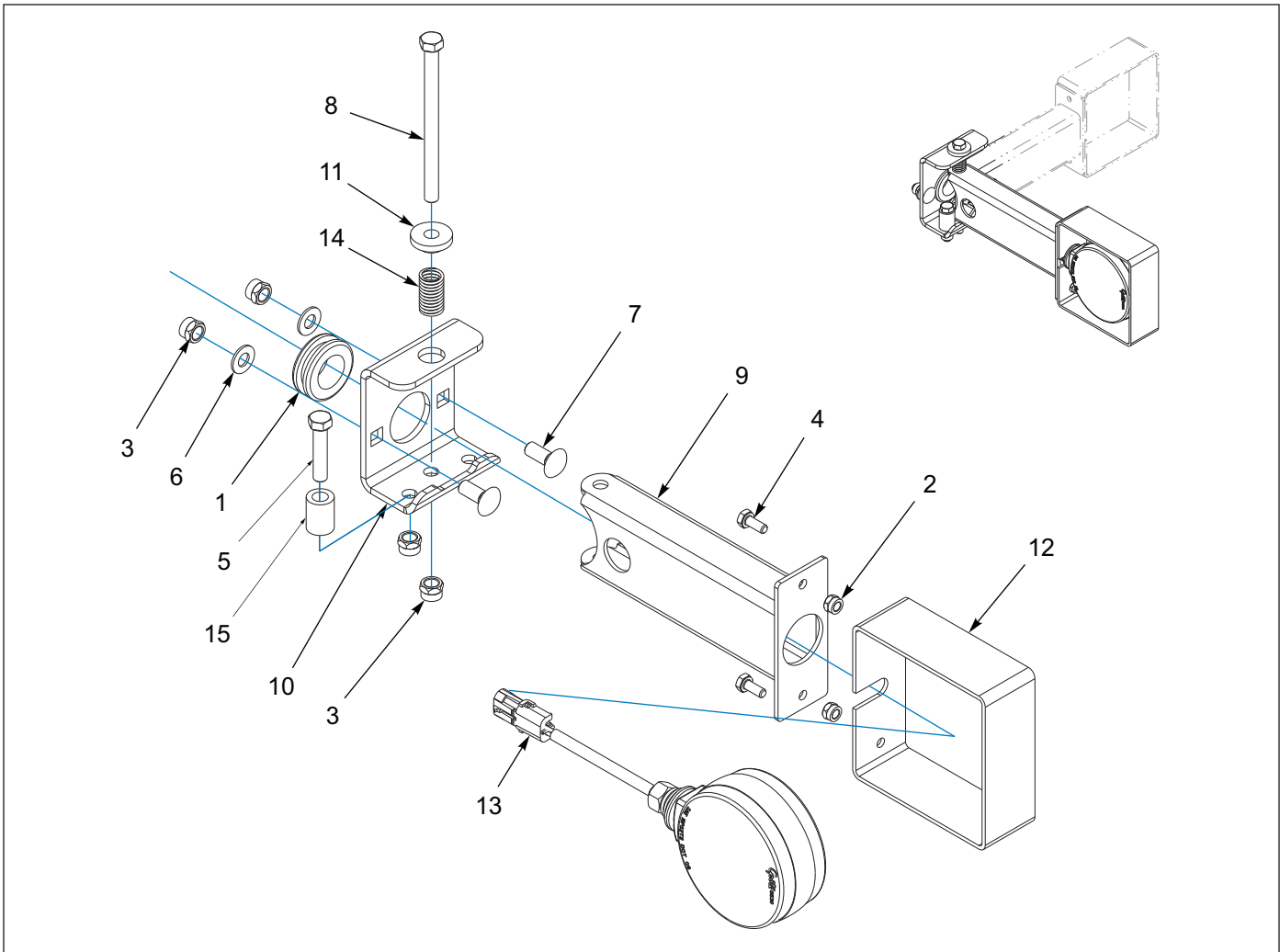


Figure 1-80: Swing-Arm Light Assembly - Turn Signal/Emergency Flasher

Swing-Arm Light Assembly - Turn Signal/Emergency Flasher

ITEM	PART NUMBER	DESCRIPTION	QTY.
	176420	SWING ARM LIGHT ASSEMBLY	--
1	1-343-010007	GROMMET	1
2	1-512-010005-01	NUT, HEX LOCK 1/4-20 GRB	2
3	1-512-010005-05	NUT, HEX LOCK 3/8-16 GRB	4
4	1-654-010047-03	SCREW, HEX HEAD CAP 1/4-20 X 5/8 GR5	2
5	1-654-010051-08	SCREW, HEX HEAD CAP 3/8-16 X 1-3/4 GR5	1
6	1-861-010032-10	WASHER, FLAT 3/8N	2
7	111276	SCREW, RD HEAD SQ NECK 3/8-16 X 1 GR5	2
8	172882	SCREW, HEX HEAD CAP 3/8-16 X 5 GR5	1
9	176421	LIGHT SWING-ARM WELDMENT	1
10	176424	BRACKET MOUNTING, SWING-ARM LIGHT	1
11	176425	WASHER, STEP	1
12	176440	MOUNT/GUARD, PEDESTAL LIGHT	1
13	178384	LIGHT, YELLOW LED 4" DOUBLE FACE	1
14	178389	SPRING, COMPRESSION SWING-ARM LIGHT	1
15	2-150-010240	BUSHING, STOP SPRAY SHIELD	1

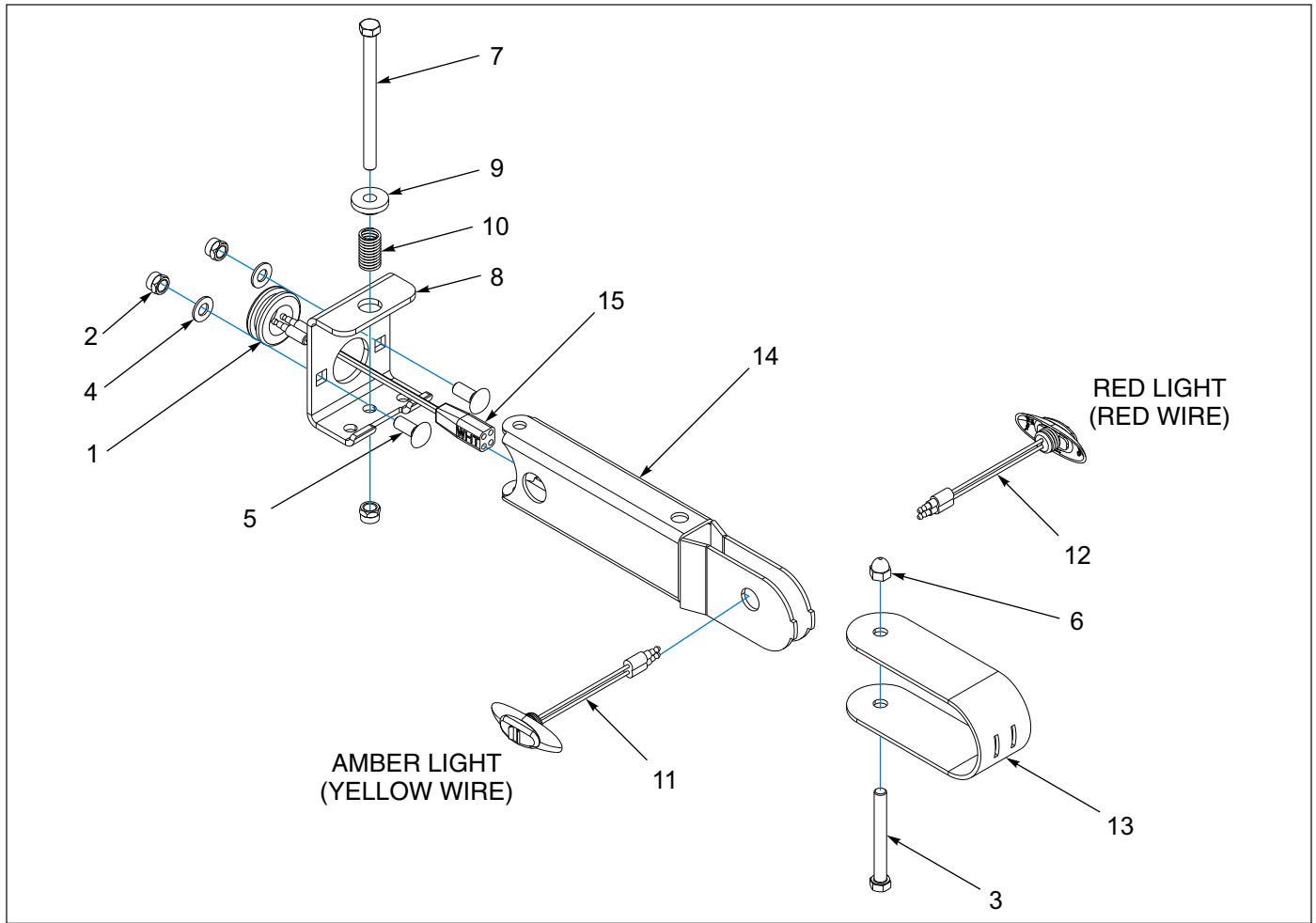


Figure 1-81: Swing-Arm Light Assembly - STREET

Swing-Arm Marker Light Assembly - STREET

ITEM	PART NUMBER	DESCRIPTION	QTY.
	191555	LIGHT ASSY, SWING-ARM MKR, ST	--
1	1-343-010007	GROMMET	1
2	1-512-010005-05	NUT, HEX, SLFLKG GRB 3/8-16	3
3	1-654-010051-14	SCREW HX CP 3/8-16UNCX3-1/4G5	1
4	1-861-010032-10	WASHER, FLAT 3/8" N ZP/CD	2
5	111276	SCREW RDHD SQNK 3/8-16X1 GR5	2
6	122154	NUT, HEX ACORN 3/8-16ZP	1
7	172882	SCREW HX CP 3/8-16UNCX5 GR5	1
8	176424	BRACKET MTG SWING-ARM LIGHT	1
9	176425	WASHER STEP	1
10	178389	SPRING, COMPRESSION SWINGARM	1
11	187863	LIGHT YEL LED.75CL/MK CLEAR CB (BEFORE 01/02/2020)	1
11	213297	LIGHT YEL CLEAR LENS MKR (AFTER 01/02/2020)	1
12	187864	LIGHT RED LED.75CL/MK CLEAR CB (BEFORE 01/02/2020)	1
12	213298	LIGHT RED CLEAR LENS MKR (AFTER 01/02/2020)	1
13	191552	GUARD SWING-OUT LIGHT	1
14	191554	SWING-ARM WLDMT MARKER LIGHT	1
15	191568	HARNESS MARKER LAMP MICRONOVA	1

ILLUSTRATED PARTS LIST

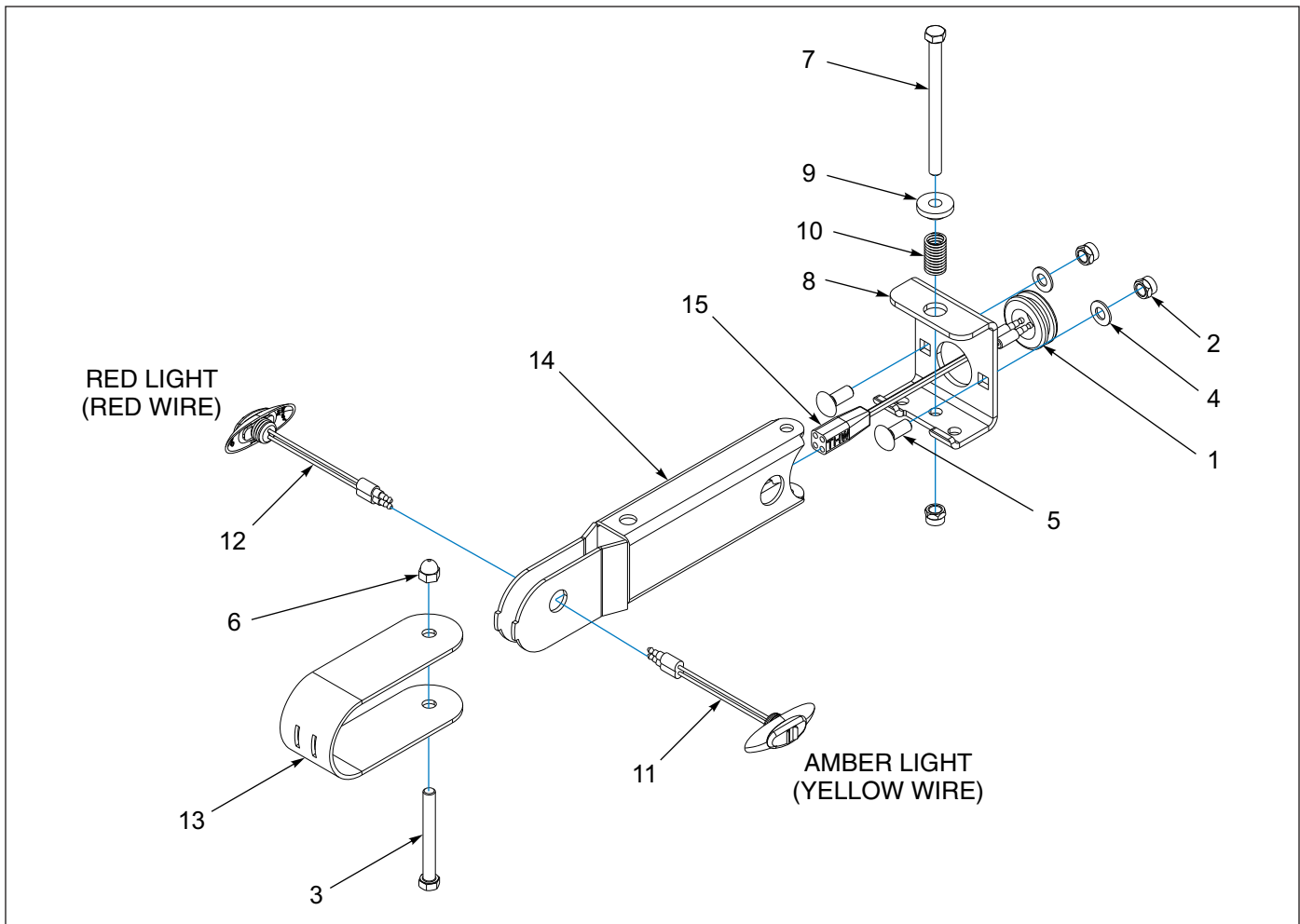


Figure 1-82: Swing-Arm Light Assembly - CURB

Swing-Arm Marker Light Assembly - CURB

ITEM	PART NUMBER	DESCRIPTION	QTY.
	191556	LIGHT ASSY, SWING-ARM MKR, CURB	--
1	1-343-010007	GROMMET	1
2	1-512-010005-05	NUT, HEX, SLFLKG GRB 3/8-16	3
3	1-654-010051-14	SCREW HX CP 3/8-16UNCX3-1/4G5	1
4	1-861-010032-10	WASHER, FLAT 3/8" N ZP/CD	2
5	111276	SCREW RDHD SQNK 3/8-16X1 GR5	2
6	122154	NUT, HEX ACORN 3/8-16ZP	1
7	172882	SCREW HX CP 3/8-16UNCX5 GR5	1
8	176424	BRACKET MTG SWING-ARM LIGHT	1
9	176425	WASHER STEP	1
10	178389	SPRING, COMPRESSION SWINGARM	1
11	187863	LIGHT YEL LED.75CL/MK CLEAR CB (BEFORE 01/02/2020)	1
11	213297	LIGHT YEL CLEAR LENS MKR (AFTER 01/02/2020)	1
12	187864	LIGHT RED LED.75CL/MK CLEAR CB (BEFORE 01/02/2020)	1
12	213298	LIGHT RED CLEAR LENS MKR (AFTER 01/02/2020)	1
13	191552	GUARD SWING-OUT LIGHT	1
14	191554	SWING-ARM WLDMT MARKER LIGHT	1
15	191568	HARNES MARKER LAMP MICRONOVA	1

ILLUSTRATED PARTS LIST

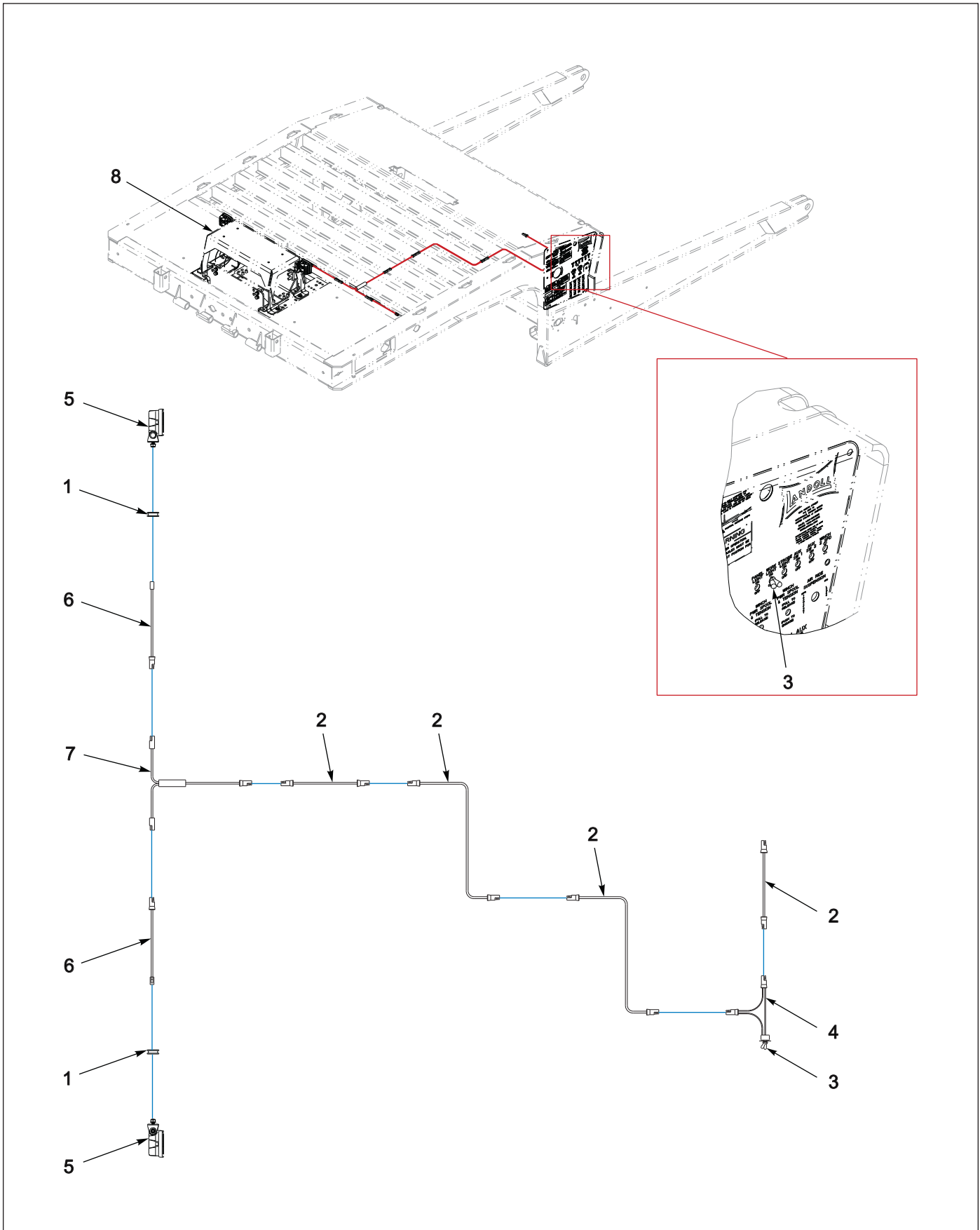


Figure 1-83: Winch Work Light Installation

Winch Work Light Installation

ITEM	PART NUMBER	DESCRIPTION	QTY.
	191833	WINCH WORK LIGHT INSTALLATION	--
1	1-343-010011	GROMMET	2
2	3-368-010252	HARNESS ASSEMBLY, BULKHEAD LIGHT EXTENSION	4
3	81264	RUBBER BOOT FOR ELECT SWITCH	1
4	150117	TOGGLE SWITCH SEALED SPST	1
5	163996	LIGHT LED WHITE FLOOD LAMP	2
6	164052	HARNESS, 60" BRANCH WORK LIGHT	2
7	169853	HARNESS, JUMPER T-POWER	1
8	191832	20K/30K WINCH GUARD INSTALLATION (SEE PAGE 1-167)	1

4 Roller Guide Installation - 12K (BRADEN)

ITEM	PART NUMBER	DESCRIPTION	QTY.
	161155	4 ROLLER GUIDE INSTALLATION, 12K BRADEN	--
1	1-512-010005-09	NUT, HEX LOCK 1/2-13 GRB	19
2	1-654-010055-04	SCREW, HEX HEAD CAP 1/2-13 X 1-3/4 GR5	8
3	1-861-010032-15	WASHER, FLAT 1/2W	12
4	145588	PLATE, ROLLER GUIDE MOUNT	1
5	161150	GUIDE ASSEMBLY, WINCH 12K BRADEN (ITEMS 1 & 6-14)	1
6	1-298-010001-1	FITTING, GREASE STR SHORT 1/4-28	6
7	1-654-010055-03	SCREW, HEX HEAD CAP 1/2-13 X 1-1/2 GR5	3
8	161151	BRACKET WELDMENT, WINCH GUIDE	1
9	161153	PIN, HORIZONTAL ROLLER GUIDE	2
10	161154	ROLLER, HORIZONTAL WINCH GUIDE	2
11	3-557-010543	PIN, VERTICAL ROLLER 20K GUIDE	2
12	3-565-011792	PLATE, GUIDE LOCK TOP	2
13	3-565-011793	PLATE, GUIDE LOCK SIDE	1
14	3-645-010087	ROLLER, VERTICAL 20K WINCH GUIDE	2

ILLUSTRATED PARTS LIST

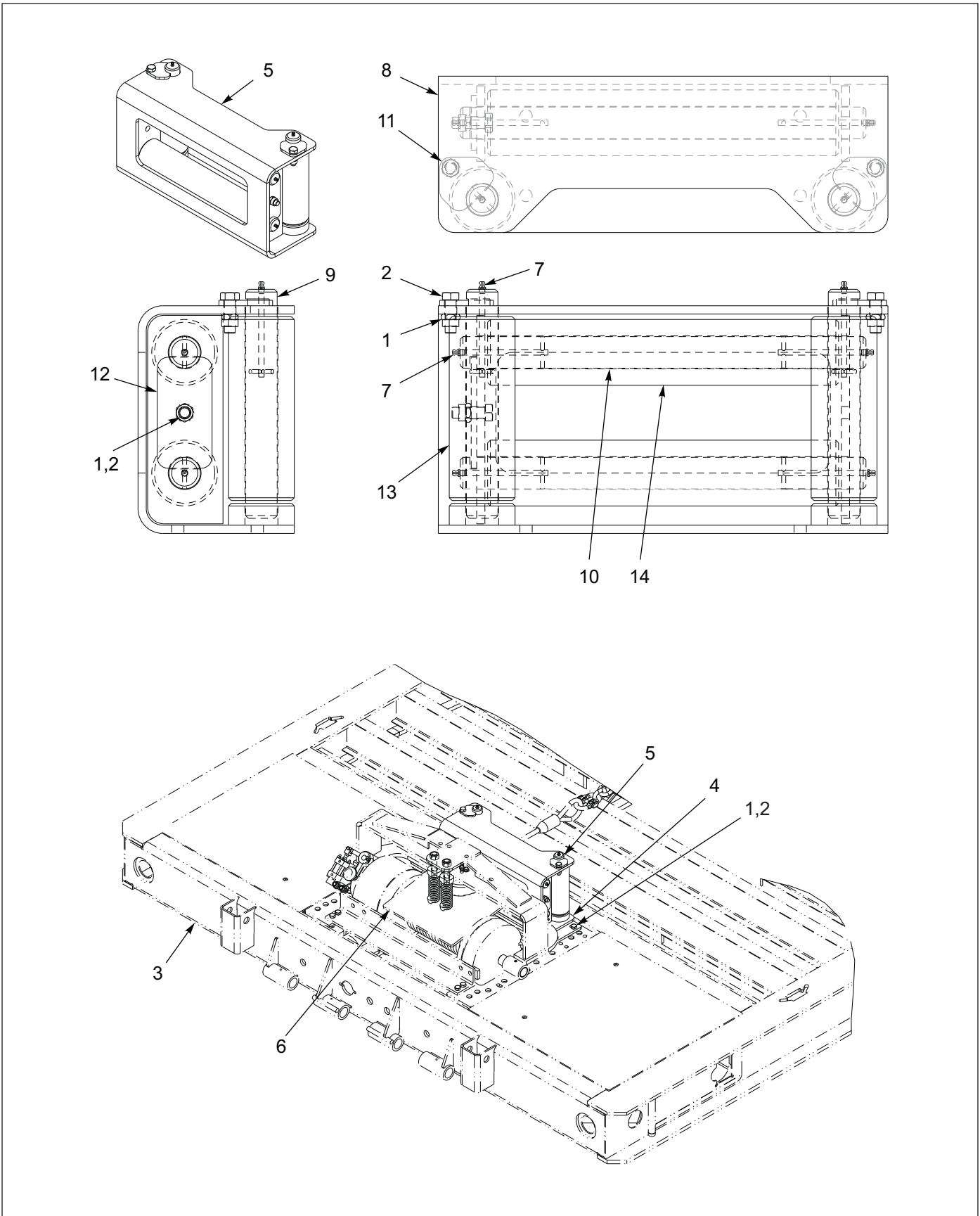


Figure 1-85: 4 Roller Guide Installation - 20K (BRADEN)

4 Roller Guide Installation - 20K (BRADEN)

ITEM	PART NUMBER	DESCRIPTION	QTY.
	145589	4 ROLLER GUIDE INSTALLATION, 20K BRADEN	--
1	1-512-010005-09	NUT, HEX LOCK 1/2-13 GRB	11
2	1-654-010055-03	SCREW, HEX HEAD CAP 1/2-13 X 1-1/2 GR5	11
3	130662	GOOSENECK WELDMENT	--
4	145588	PLATE, ROLLER GUIDE MOUNT	1
5	3-352-010067-2	GUIDE ASSEMBLY, WINCH (ITEMS 1,2 & 7-14)	1
6	3-873-010140-01	WINCH INSTALLATION, 20K UPPER DECK	--
7	1-298-010001-1	FITTING, GREASE STR SHORT 1/4-28	6
8	3-120-010494	BRACKET WELDMENT, 20K WINCH GUIDE	1
9	3-557-010543	PIN, VERTICAL ROLLER 20K GUIDE	2
10	3-557-010544	PIN, HORIZONTAL ROLLER 20K GUIDE	2
11	3-565-011792	PLATE, GUIDE LOCK TOP	2
12	3-565-011793	PLATE, GUIDE LOCK SIDE	1
13	3-645-010087	ROLLER, VERTICAL 20K WINCH GUIDE	2
14	3-645-010088	ROLLER, HORIZONTAL 20K WINCH GUIDE	2

ILLUSTRATED PARTS LIST

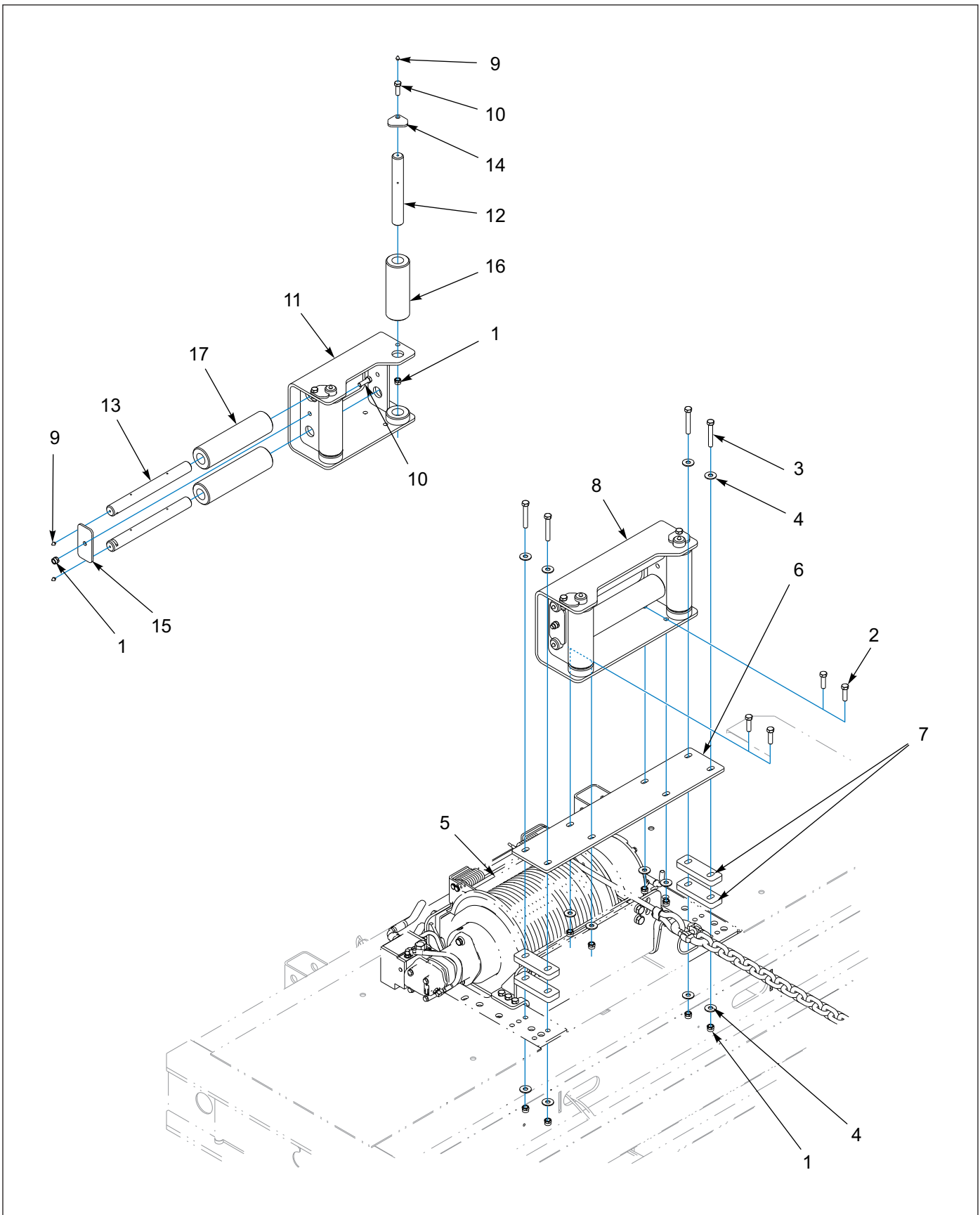


Figure 1-86: 4 Roller Guide Installation - 20K/30K (WARN)

4 Roller Guide Installation - 20K/30K (WARN)

ITEM	PART NUMBER	DESCRIPTION	QTY.
	162258	4 ROLLER GUIDE INSTALLATION, WARN	--
1	1-512-010005-09	NUT, HEX LOCK 1/2-13 GRB	11
2	1-654-010055-04	SCREW, HEX HEAD CAP 1/2-13 X 1-1/2 GR5	4
3	1-654-010055-10	SCREW, HEX HEAD CAP 1/2-13 X 3-1/4 GR5	4
4	1-861-010032-15	WASHER, FLAT 1/2W	12
5	151818	WINCH INSTALLATION, 20K WARN	--
5	155411	WINCH INSTALLATION, 30K WARN	--
6	162259	PLATE, ROLLER GUIDE	1
7	162260	PLATE, ROLLER SPACER	4
8	3-352-010067-2	GUIDE ASSEMBLY, WINCH (ITEMS 1, & 9-17)	1
9	1-298-010001-1	FITTING, GREASE STR SHORT 1/4-28	6
10	1-654-010055-03	SCREW, HEX HEAD CAP 1/2-13 X 1-1/2 GR5	3
11	3-120-010494	BRACKET WELDMENT, 20K WINCH GUIDE	1
12	3-557-010543	PIN, VERTICAL ROLLER 20K GUIDE	2
13	3-557-010544	PIN, HORIZONTAL ROLLER 20K GUIDE	2
14	3-565-011792	PLATE, GUIDE LOCK TOP	2
15	3-565-011793	PLATE, GUIDE LOCK SIDE	1
16	3-645-010087	ROLLER, VERTICAL 20K WINCH GUIDE	2
17	3-645-010088	ROLLER, HORIZONTAL 20K WINCH GUIDE	2

Spare Tire - Options

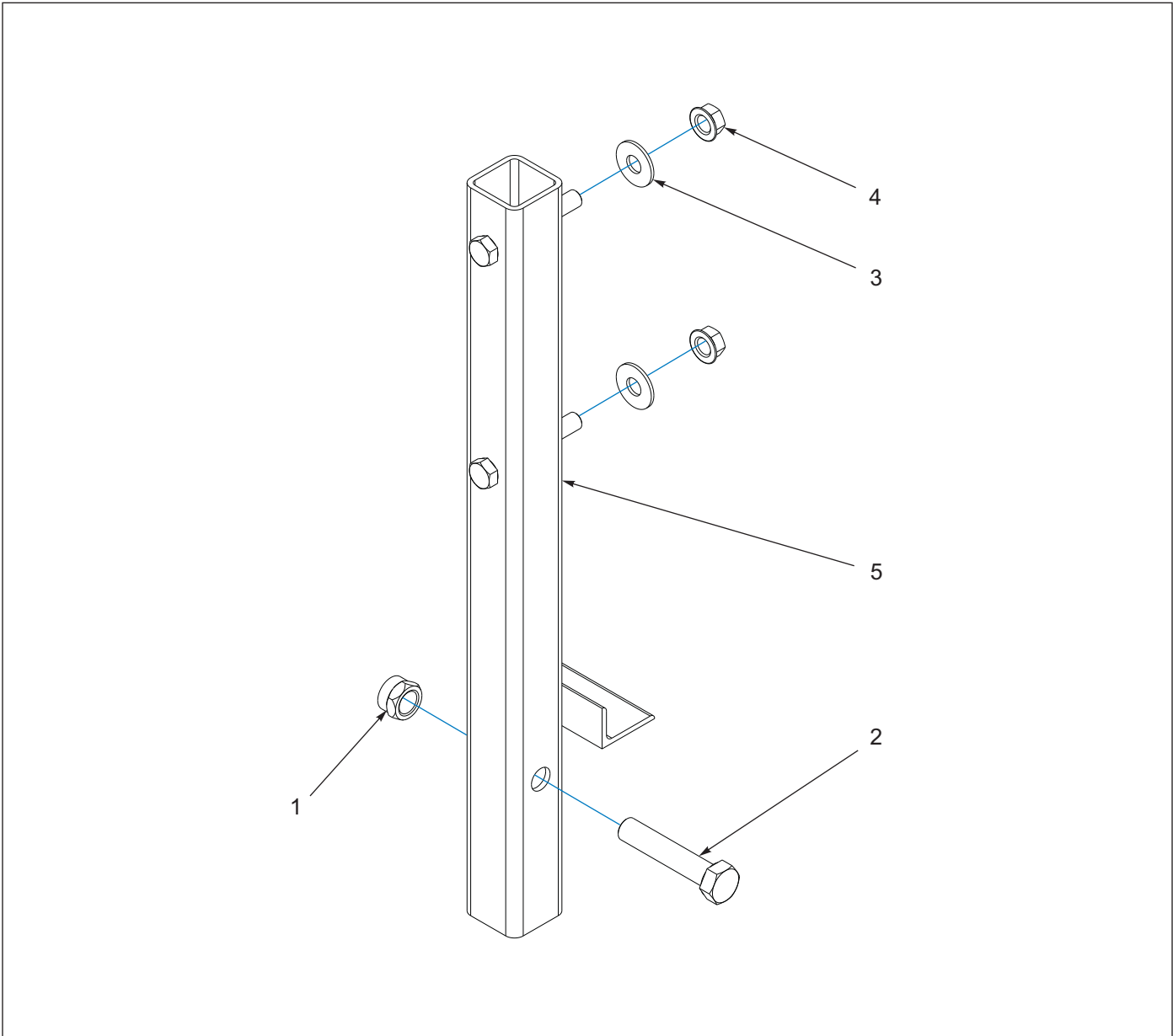


Figure 1-87: Spare Tire Mount Assembly

Spare Tire Mount Assembly

ITEM	PART NUMBER	DESCRIPTION	QTY.	
	130282	SPARE TIRE MOUNT ASSEMBLY	*	
	169641	SPARE TIRE MOUNT ASSEMBLY, 255 TIRES		*
1	1-512-010005-19	NUT, HEX LOCK 1-8 GRB	1	1
2	1-654-010065-15	SCREW, HEX HEAD CAP 1-8 X 5 GR5	1	1
3	1-861-010032-21	WASHER, FLAT, 3/4W	2	2
4	103841	NUT, FLANGE PREVAILING TORQUE 3/4-10	2	2
5	130280	MOUNT WELDMENT, SPARE TIRE	1	--
5	169639	MOUNT WELDMENT, SPARE TIRE, 255	--	1

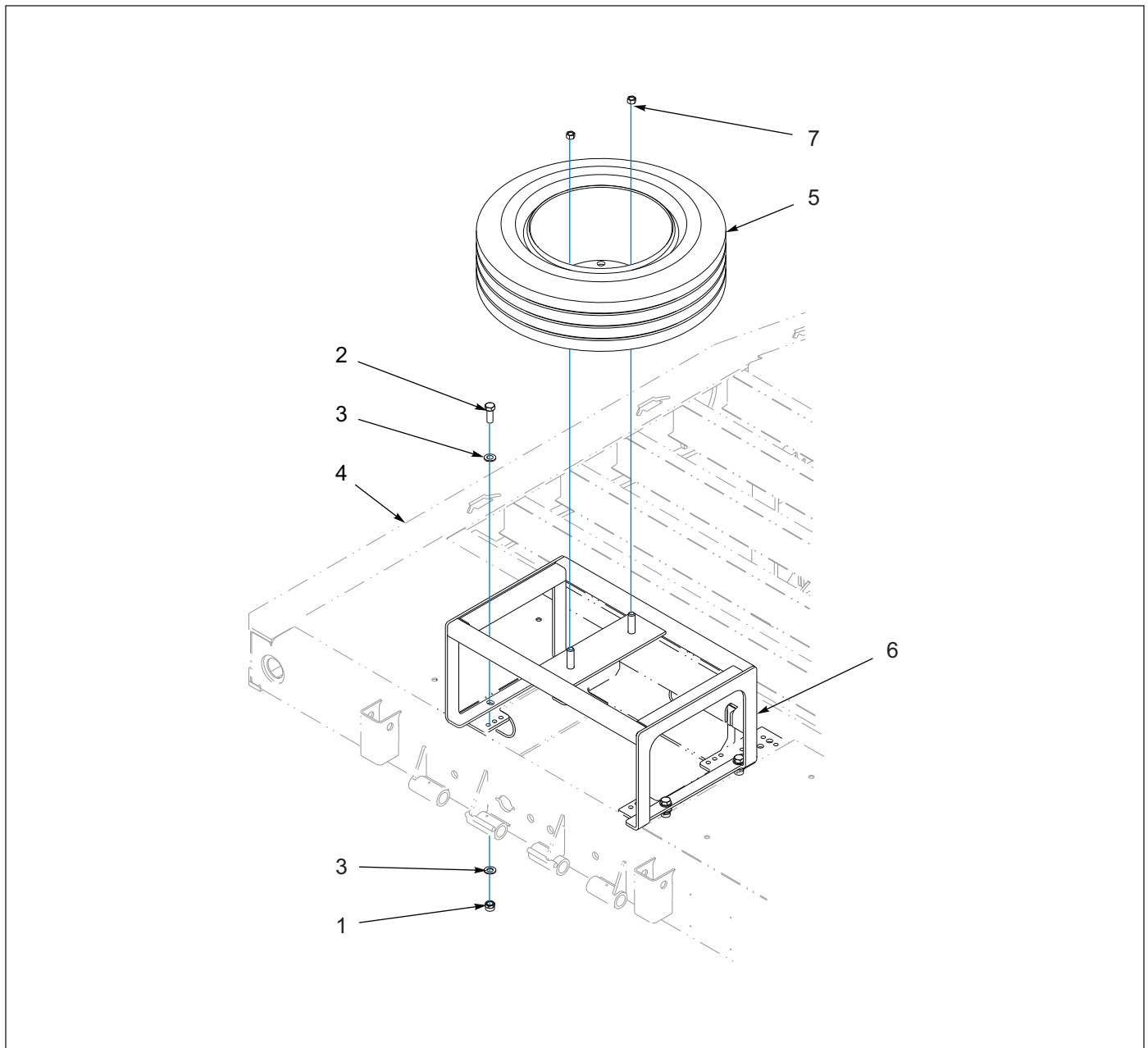


Figure 1-88: Spare Tire Mount Assembly - Horizontal

Spare Tire Mount Assembly - Horizontal

ITEM	PART NUMBER	DESCRIPTION	QTY.
	163790	HORIZONTAL SPARE TIRE MOUNT ASSEMBLY	--
1	1-512-010005-15	NUT, HEX LOCK 3/4-10 GRB	4
2	1-654-010061-05	SCREW, HEX HEAD CAP 3/4-10 X 2 GR5	4
3	1-861-010032-20	WASHER, FLAT, 3/4N	2
4	-----	GOOSENECK WELDMENT	--
5	-----	TIRE ASSEMBLY	--
6	163791	MOUNT WELDMENT, HORIZONTAL SPARE TIRE	1
7	179933	NUT, HEX M22 X 1.5	2

Step Options

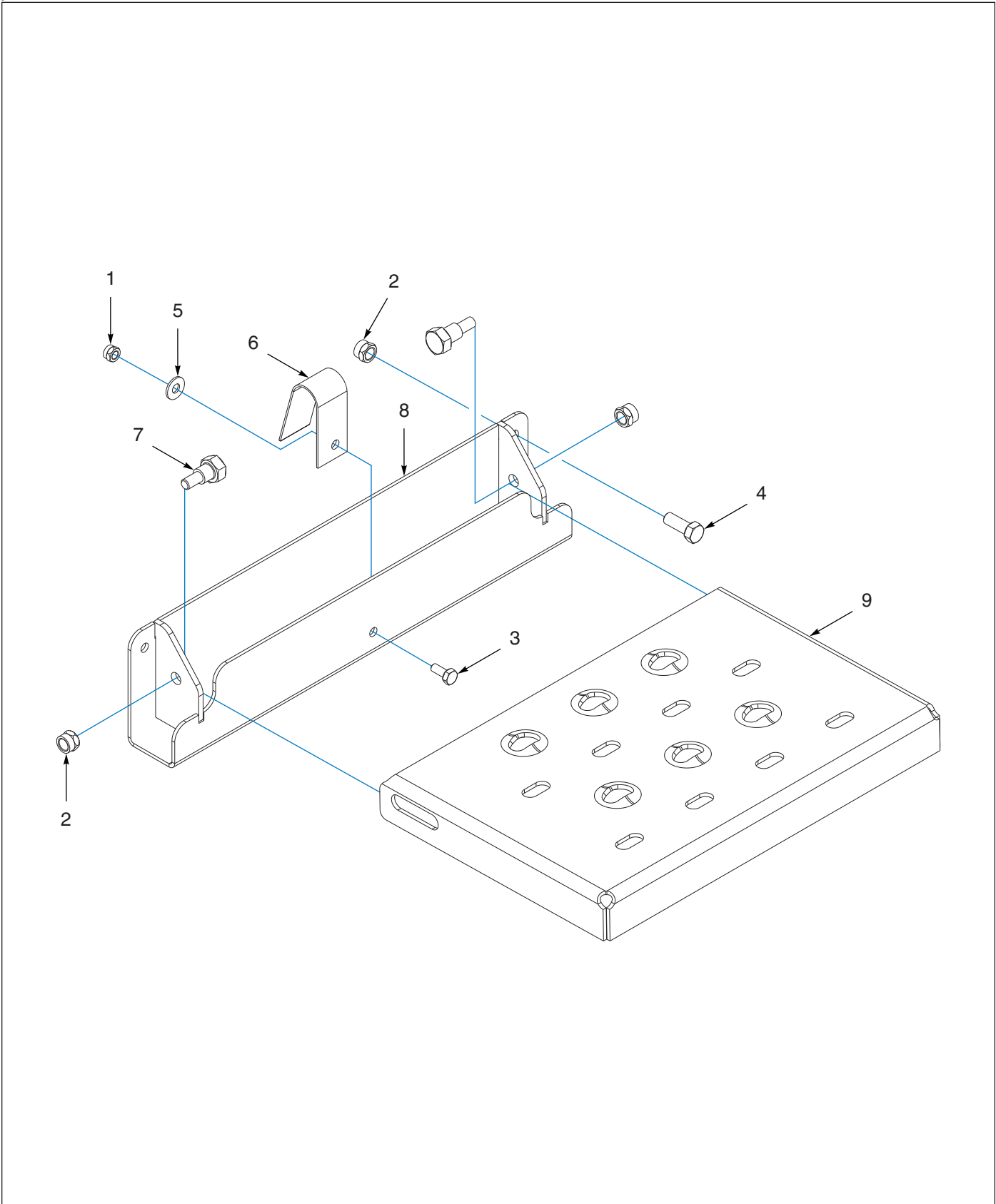


Figure 1-89: Step, Folding Assembly-189700

STEP, FOLDING ASSEMBLY-189700

ITEM	PART NUMBER	DESCRIPTION	QTY
--	174061	STEP ASSY,FOLD UP, YELLOW	--
--	178393	STEP ASSY, FOLD UP, YELLOW (2 STEPS)	--
--	189699	STEP ASSY, FOLD UP, BLACK	--
--	216268	STEP ASSY, FOLD UP, GALV	--
1	1-512-010005-01	NUT,HEX,SLFLKG GRB 1/4-20	1
1	1-512-010005-01	NUT,HEX,SLFLKG GRB 1/4-20 (FOR 178393)	2
2	1-512-010005-05	NUT, HEX, SLFLKG GRB 3/8-16	4
2	1-512-010005-05	NUT, HEX, SLFLKG GRB 3/8-16 (FOR 178393)	8
3	1-654-010047-03	SCREW, HEX 1/4-20UNCX5/8	1
3	1-654-010047-03	SCREW, HEX 1/4-20UNCX5/8 (FOR 178393)	2
4	1-654-010051-05	SCREW,HEX CAP 3/8-16UNCX1 GR5	2
4	1-654-010051-05	SCREW,HEX CAP 3/8-16UNCX1 GR5 (FOR 178393)	4
5	1-861-010032-07	WASHER,FLAT 1/4 ZP	1
5	1-861-010032-07	WASHER,FLAT 1/4 ZP (FOR 178393)	2
6	174092	SPRING,STAY, FOLDING STEP	1
6	174092	SPRING,STAY, FOLDING STEP (FOR 178393)	2
7	2-095-010017	BOLT, SHOULDER HEX HEAD	2
7	2-095-010017	BOLT, SHOULDER HEX HEAD (FOR 178393)	4
8	190556	ANCHOR, FOLDING STEP,BLACK (FOR 189699)	1
8	216267	ANCHOR, FOLDING STEP, GALV (FOR 216268)	1
8	220291	ANCHOR, FOLDING STEP,YELLOW (FOR 174061)	1
8	220291	ANCHOR, FOLDING STEP,YELLOW (FOR 178393)	2
9	190557	STEP, FOLD UP BLACK (FOR 189699)	1
9	216266	STEP, FOLD UP, GALV (FOR 216268)	1
9	220292	STEP,FOLD UP,YELLOW (FOR 174061)	1
9	220292	STEP,FOLD UP,YELLOW (FOR 178393)	2

ILLUSTRATED PARTS LIST

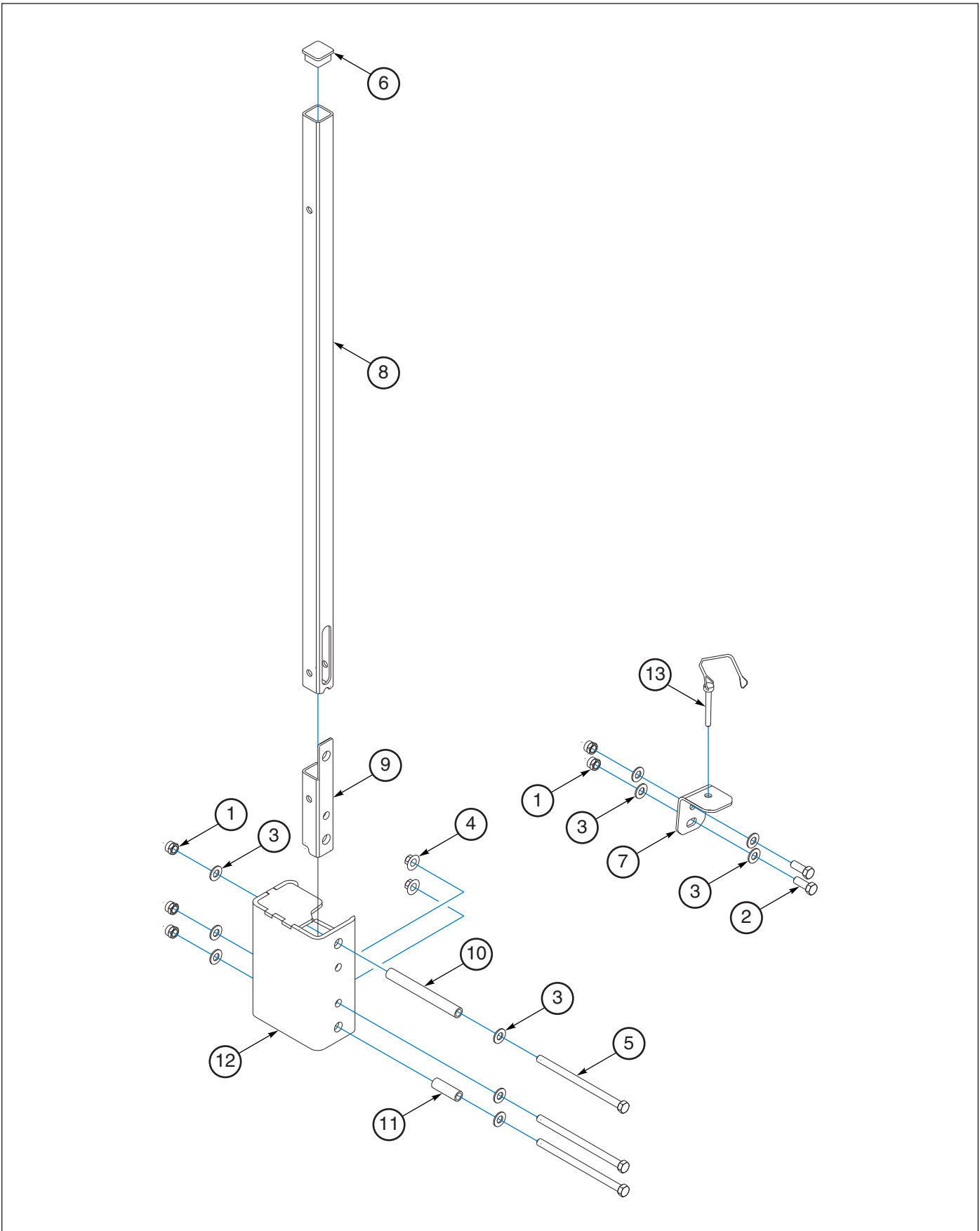


Figure 1-90: Step, Folding Handle Assembly-226645

STEP, FOLDING HANDLE ASSEMBLY-226645

ITEM	PART NUMBER	DESCRIPTION	QTY
--	226645	ROTATE VERT HANDLE	--
1	1-512-010005-05	NUT, HEX, SLFLKG GRB 3/8-16	5
2	1-654-010051-05	SCREW,HEX CAP 3/8-16UNCX1 GR5	2
3	1-861-010032-10	WASHER, FLAT 3/8" N ZP/CD	10
4	107470	NUT, SPIRALOCK 3/8-16HX	2
5	109207	SCREW 3/8-16X6 HHCS FULLTHRD	3
6	208980	PLUG, SQR TUBE 1-1/4, 10-14 GA	1
7	223279	STEP HANDLE HOLD BRACKET	1
8	223282	STEP HANDLE TUBE	1
9	223283	STEP HANDLE INSERT TUBE	1
10	223285	SLIDE COLLAR	1
11	226635	HANDLE BASE SPACER	1
12	226644	HANDLE BASE WLDMT	1
13	226688	PIN, 5/16X1-3/4, ROUND LOCKING	1

ILLUSTRATED PARTS LIST

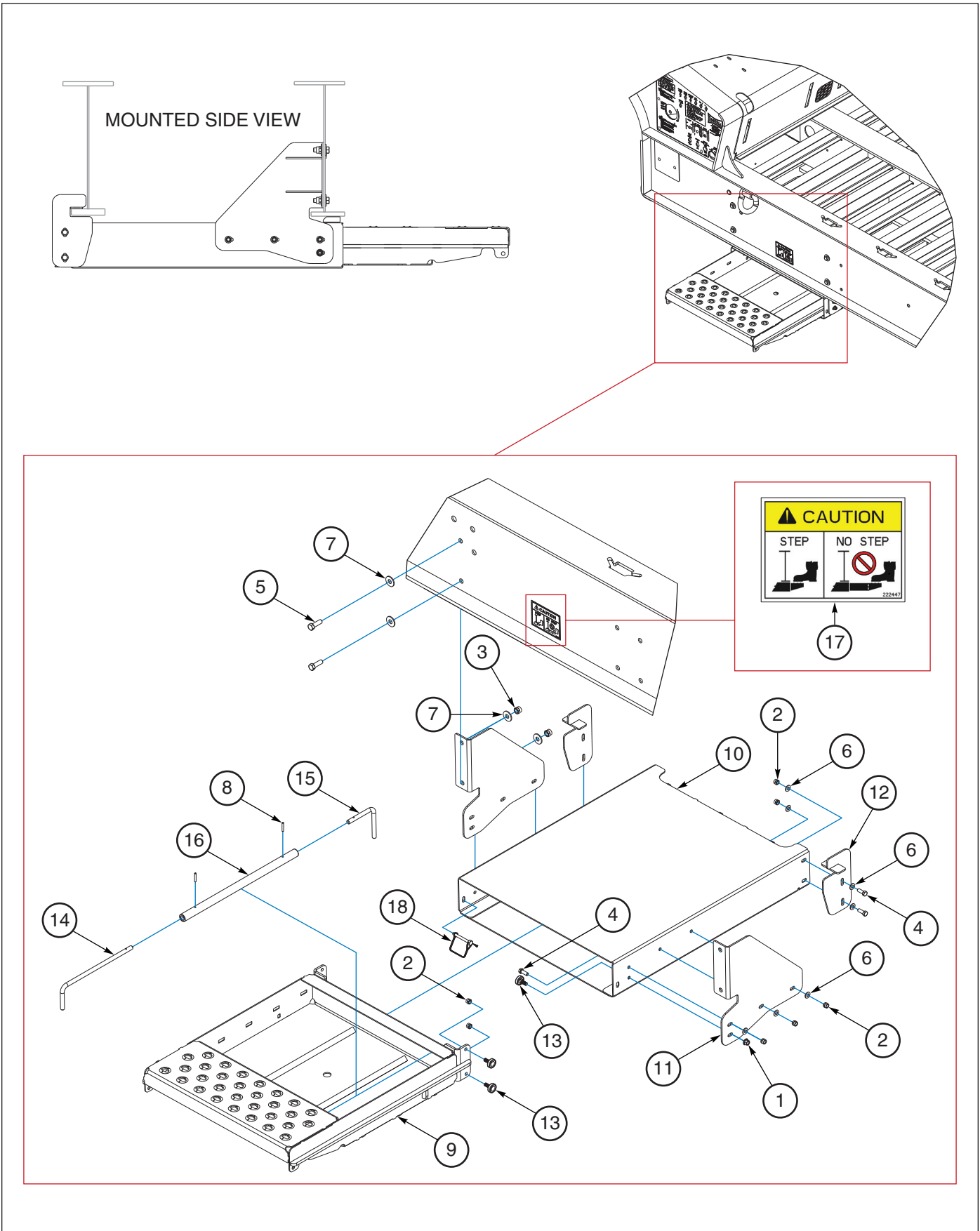


Figure 1-91: Step Drawer, Retractable Assembly-222445

STEP DRAWER, RETRACTABLE ASSEMBLY-222445

ITEM	PART NUMBER	DESCRIPTION	QTY
1	1-510-010001	NUT, 3/8-16 UNC FLANGE LOCK	2
2	1-512-010005-05	NUT, HEX, SLFLKG GRB 3/8-16	14
3	1-512-010005-09	NUT,HEX,SLFLKG, 1/2-13 GRB	4
4	1-654-010051-05	SCREW,HEX CAP 3/8-16UNCX1 GR5	10
5	1-654-010055-03	SCREW,HEX CAP,1/2-13UNCX1-1/2	4
6	1-861-010032-10	WASHER, FLAT 3/8" N ZP/CD	14
7	1-861-010032-15	WASHER, FLAT 1/2 W ZP/CD	8
8	172804	PIN SPRING SLOTTED 3/16X1-1/4	2
9	222440	STEP/DRAWER STORAGE YELLOW	1
9	222441	GALV OF 221640 (STP/DRWR STRG)	1
10	222442	HOUSING STEP/DRAWER BLACK	1
10	222443	GALV OF 221645 (STP/DRWR HSG)	1
11	222436	HANGER FRONT STEP/DRAWER BLACK	2
11	222437	GALV OF 221652 (STP/DRWR HGR)	2
12	222438	HANGER REAR STEP/DRAWER BLACK	1
12	222439	GALV OF 222434 (STP/DRWR HGR)	1
13	221642	CAM FOLLOWER 1.18" DIA 540LB	6
14	221648	PIN STEP/DRAWER FRONT HANDLE	1
15	221649	PIN STEP/DRAWER REAR STOP	1
16	221650	TUBE STEP/DRAWER STOP CONN	1
17	222447	DECAL CAUTION NO STEP STP/DRWR	1
18	516-22PTL	RETAINING PIN MUD FLAP	2

ILLUSTRATED PARTS LIST

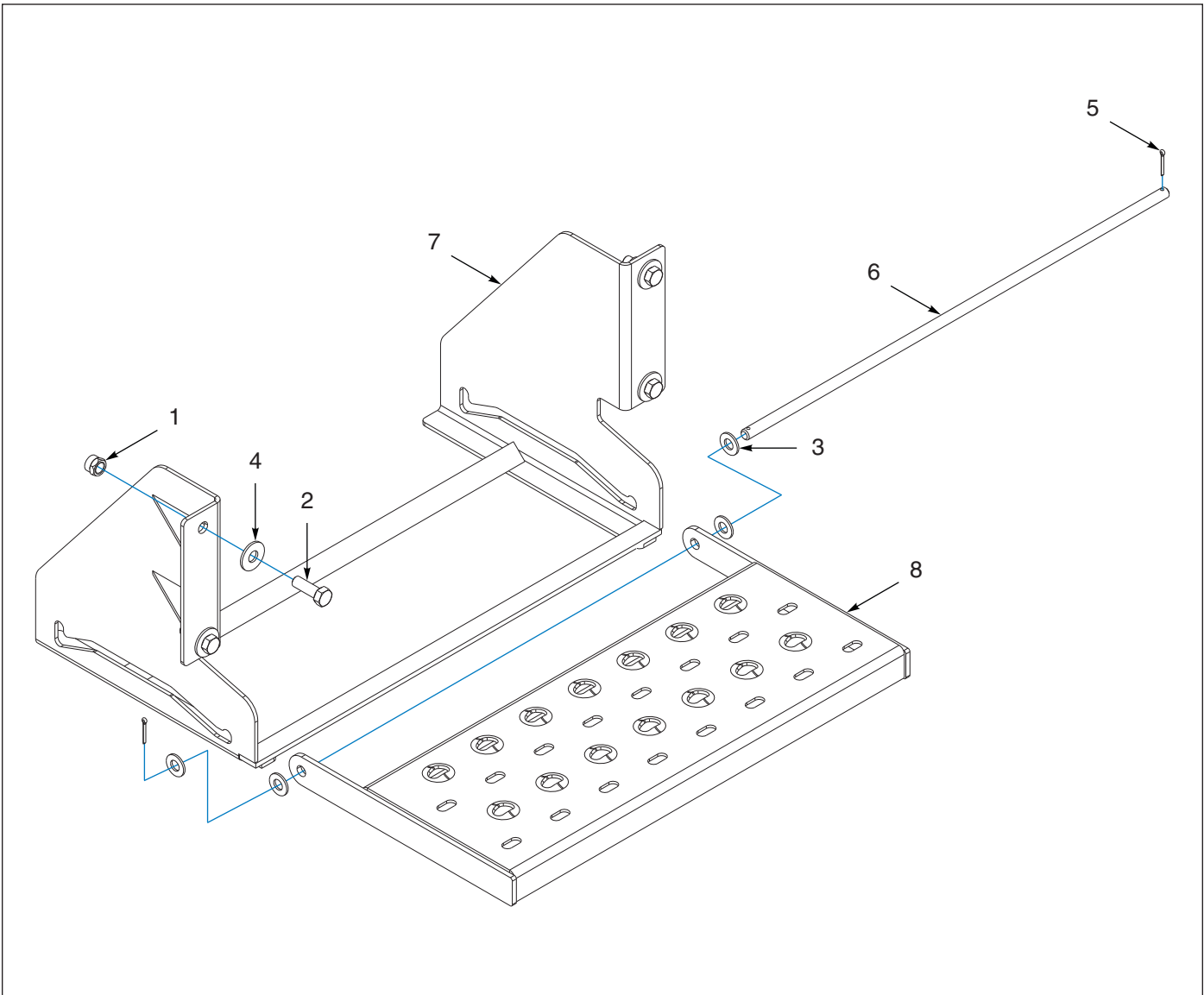


Figure 1-92: Step, Retractable Assembly-216272

STEP, RETRACTABLE ASSEMBLY-216272

ITEM	PART NUMBER	DESCRIPTION	QTY
--	175632	STEP ASSY,RETRACTABLE,YELLOW	--
--	216271	STEP ASSY, RETRACTABLE GALV	--
1	1-512-010005-09	NUT,HEX,SLFLKG, 1/2-13 GRB	4
2	1-654-010055-03	SCREW,HEX CAP,1/2-13UNCX1-1/2	4
3	1-861-010032-14	WASHER, FLAT 1/2" N ZP/CD	4
4	1-861-010032-15	WASHER, FLAT 1/2 W ZP/CD	4
5	101386	PIN, COTTER, 1/8X1	2
6	175625	PIN,SLIDING, RETRACTABLE STEP	1
7	216269	MOUNT,RETRACTABLE STEP, GALV (FOR 216271)	1
7	220293	MOUNT,RETRACTABLE STEP, BLACK (FOR 175632)	1
8	216270	STEP,RETRACTABLE, GALV (FOR 216271)	1
8	220294	STEP,RETRACTABLE, YELLOW (FOR 216271)	1

Toolbox - Options

NOT SHOWN:

8 - SEAL, DOOR, RUBBER TRIM

14 - LOCKTITE (USED ON ITEM 10)

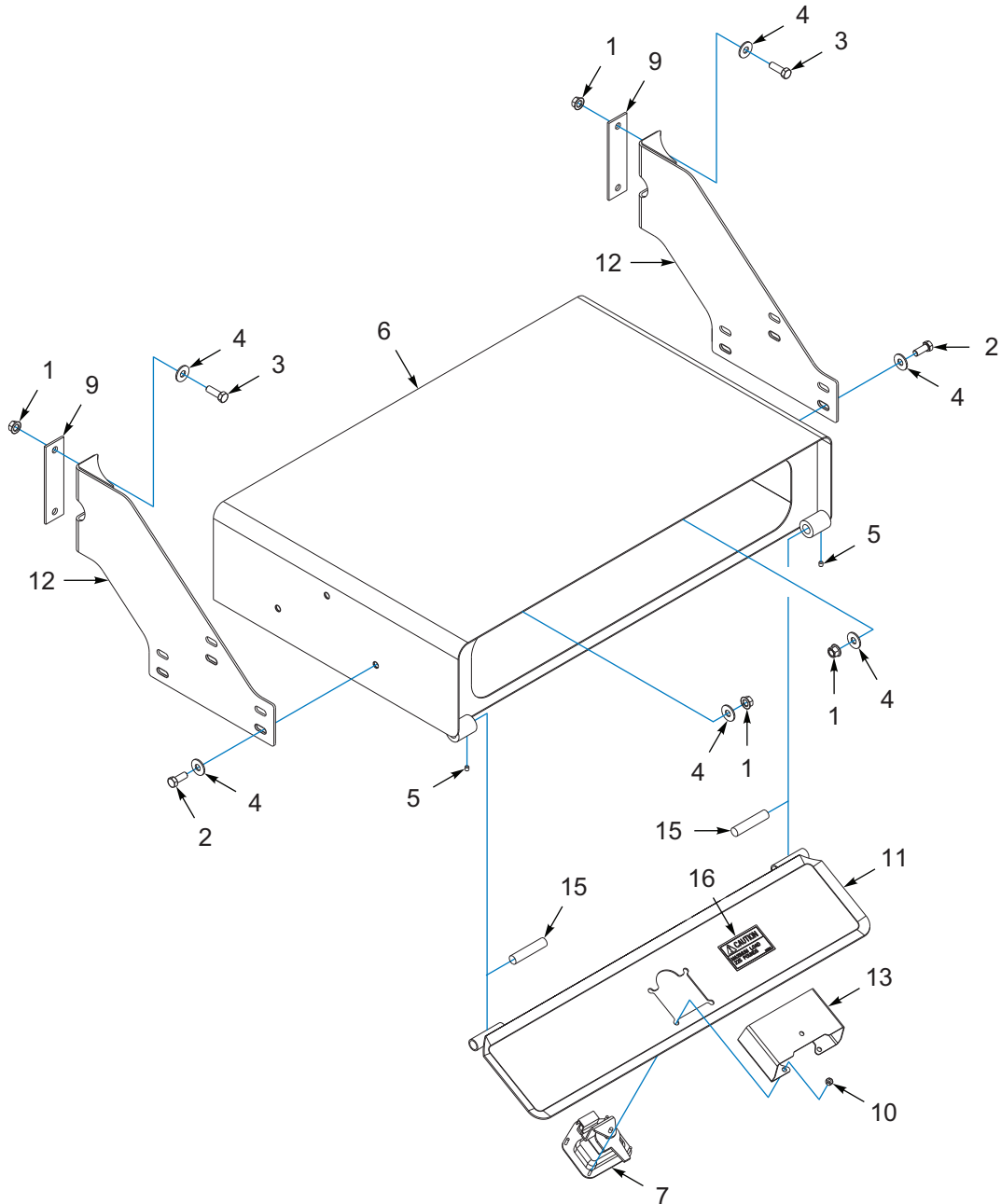


Figure 1-93: Toolbox, Bolt-On, 42"W X 28"D X 9"H (OPTIONS)

Toolbox, Bolt-On, 42"W X 28"D X 9"H (OPTIONS)

ITEM	PART NUMBER	DESCRIPTION	QTY.
	114807	TOOLBOX INSTL 930 STL DOOR (BOX 1 - STEEL DOOR, ITEMS 1-16)	--
	116628	TOOLBOX INSTL 930 ALUM DOOR (BOX 2 - ALUM. DOOR, ITEMS 1-16)	--
1	1-510-010003-09	NUT, 1/2-13 FLANGE HD, SERRATED	10
2	1-654-010055-02	SCREW 1/2-13UNCX1-1/4 CP GR5	6
3	1-654-010055-03	SCREW, HEX CAP, 1/2-13UNCX1-1/2	4
4	1-861-010032-15	WASHER, FLAT 1/2 W ZP/CD	16
5	107-0975	SCREW SET LOCK 5/16-18X3/8LG	2
6	114808	TOOLBOX WLDMT 930	1
7	114814	LATCH FOLDING T LOCKABLE (INCLUDES KEY CH545)	1
8	114815	SEAL, SPONGE RUBBER TRIM (BY THE FOOT)	7
9	115843	BAR BACKUP TOOLBOX MTG	2
10	115877	NUT HVY HEX 1/4-20 GR5	4
11	116623	DOOR WLDMT STL 930 TOOLBOX (BOX 1)	1
11	116624	DOOR WLDMT ALUM 930 TOOLBOX (BOX 2)	1
12	117860	BRACKET WLDMT TOOLBOX MTG	2
13	153420	TOOLBOX LATCH SHIELD	1
14	#242 LOCKTITE	LOCKTITE 242 BLUE REMOVABLE (BOTTLE)	0.01
15	RPRB59004X3H	BAR RD, 3/4DIA X 3-1/2 NY LTR	2
16	205912	DECAL MAX LOAD 225	1

Upper Deck - Options

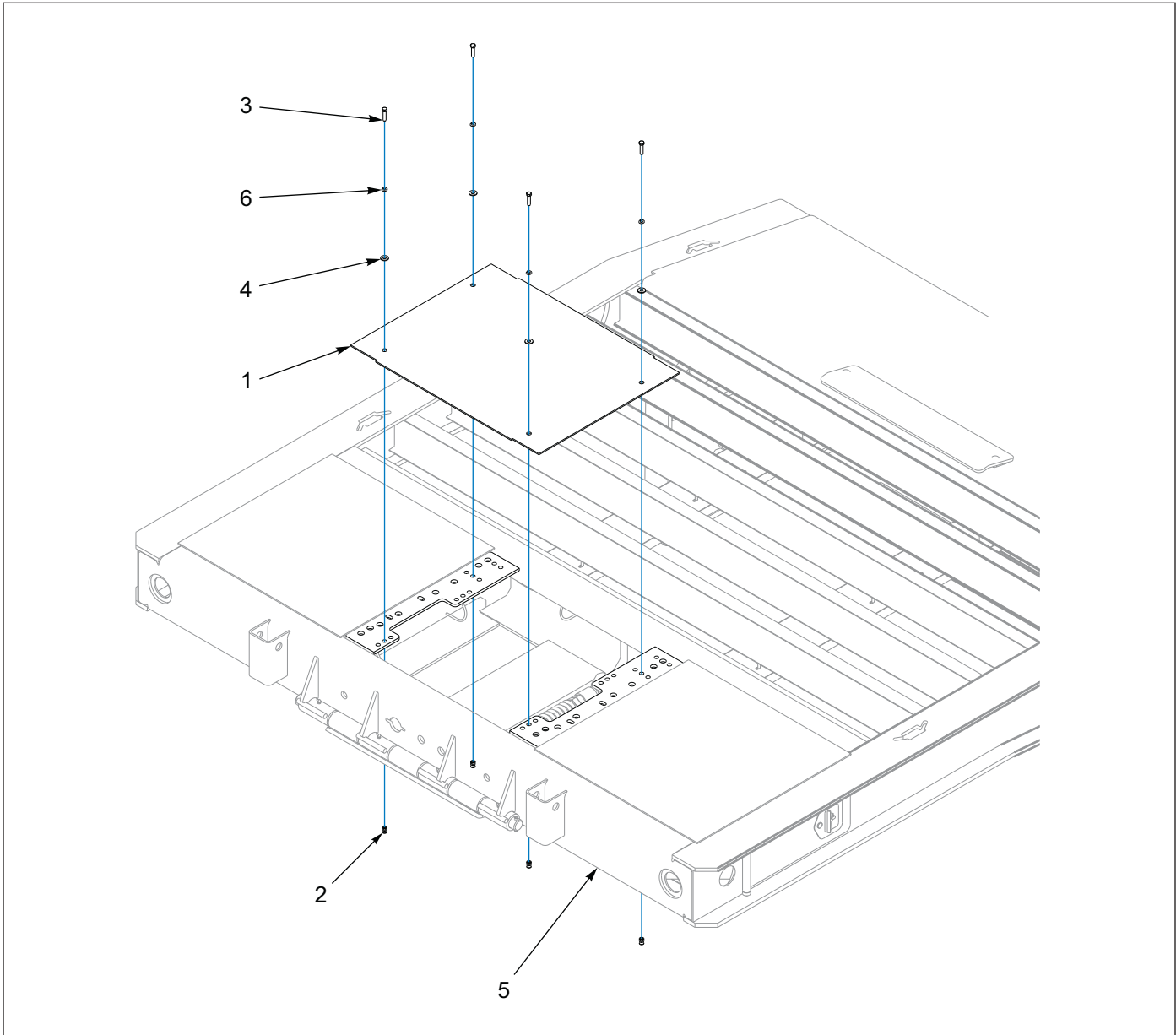


Figure 1-94: Upper Deck Cover Assembly

Upper Deck - Cover Assembly

ITEM	PART NUMBER	DESCRIPTION	QTY.
	137635	COVER ASSEMBLY, UPPER DECK	--
1	137634	COVER, UPPER DECK	1
2	139254	NUTSERT, 3/8-16	4
3	1-654-010051-07	SCREW, HEX HEAD CAP 3/8-16 X 1-1/2 GR5	4
4	1-861-010032-11	WASHER, FLAT 3/8W	4
5	130552	FRAME ASSEMBLY, GOOSENECK	--
6	1-861-010034-11	WASHER, SPLIT LOCK 3/8	4
7	1-007-010025	PLUG, O-RING BOSS 3/4-16 (NOT SHOWN)	1

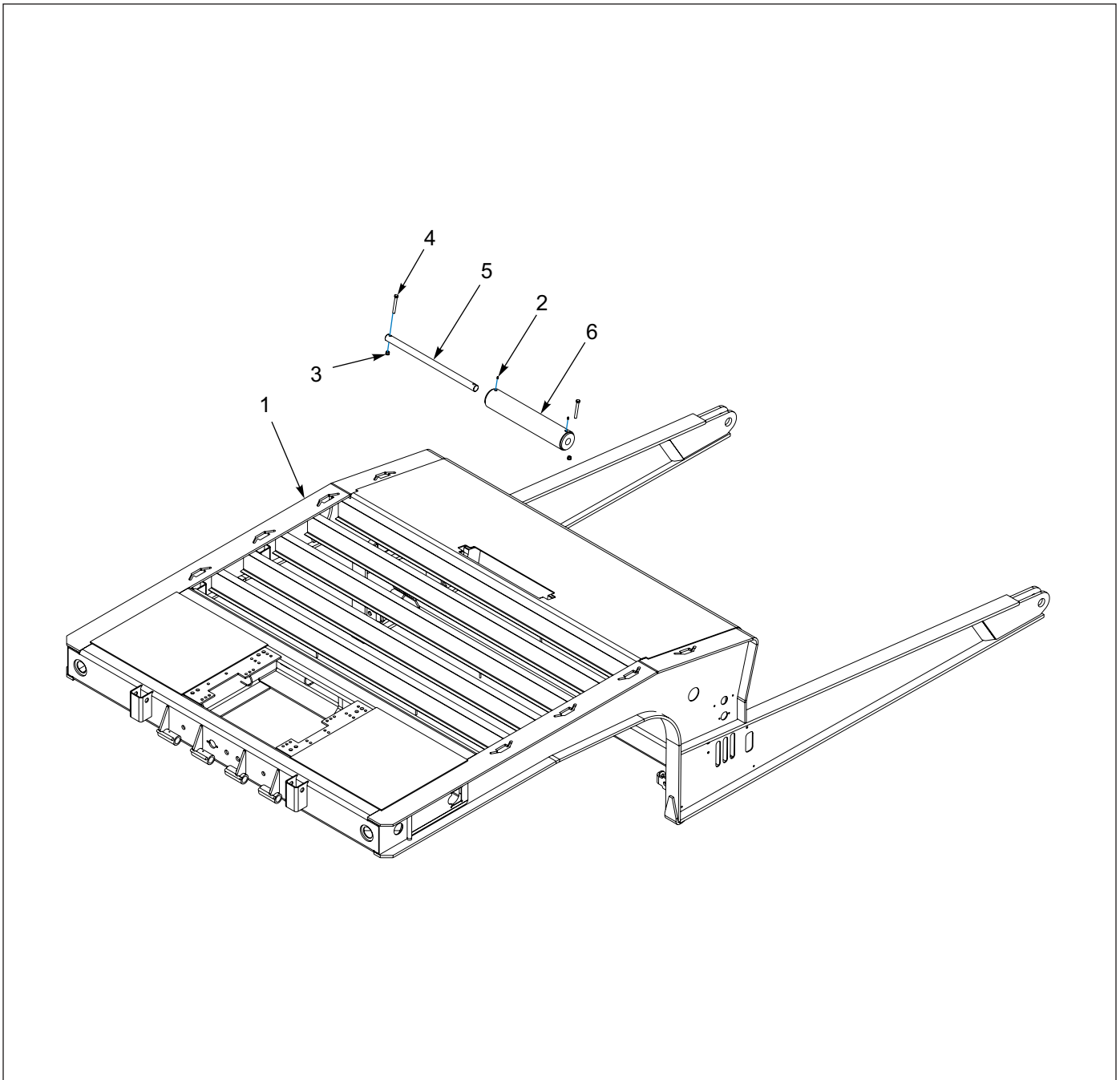


Figure 1-95: Upper Deck - Roller Installation

Upper Deck - Roller Installation

ITEM	PART NUMBER	DESCRIPTION	QTY.
	131895	UPPER DECK ROLLER INSTALLATION	--
1	130662	GOOSENECK WELDMENT	--
2	1-298-010001-1	FITTING, GREASE 1/4-28 STR SHORT	2
3	1-512-010005-09	NUT, HEX LOCK 1/2-13 GRB	2
4	1-654-010055-13	SCREW, HEX HEAD CAP 1/2-13 X 4 GR5	2
5	3-642-010134	ROLLER ROD	1
6	3-645-010059	ROLLER WELDMENT, CABLE U/D	1

Additional Options

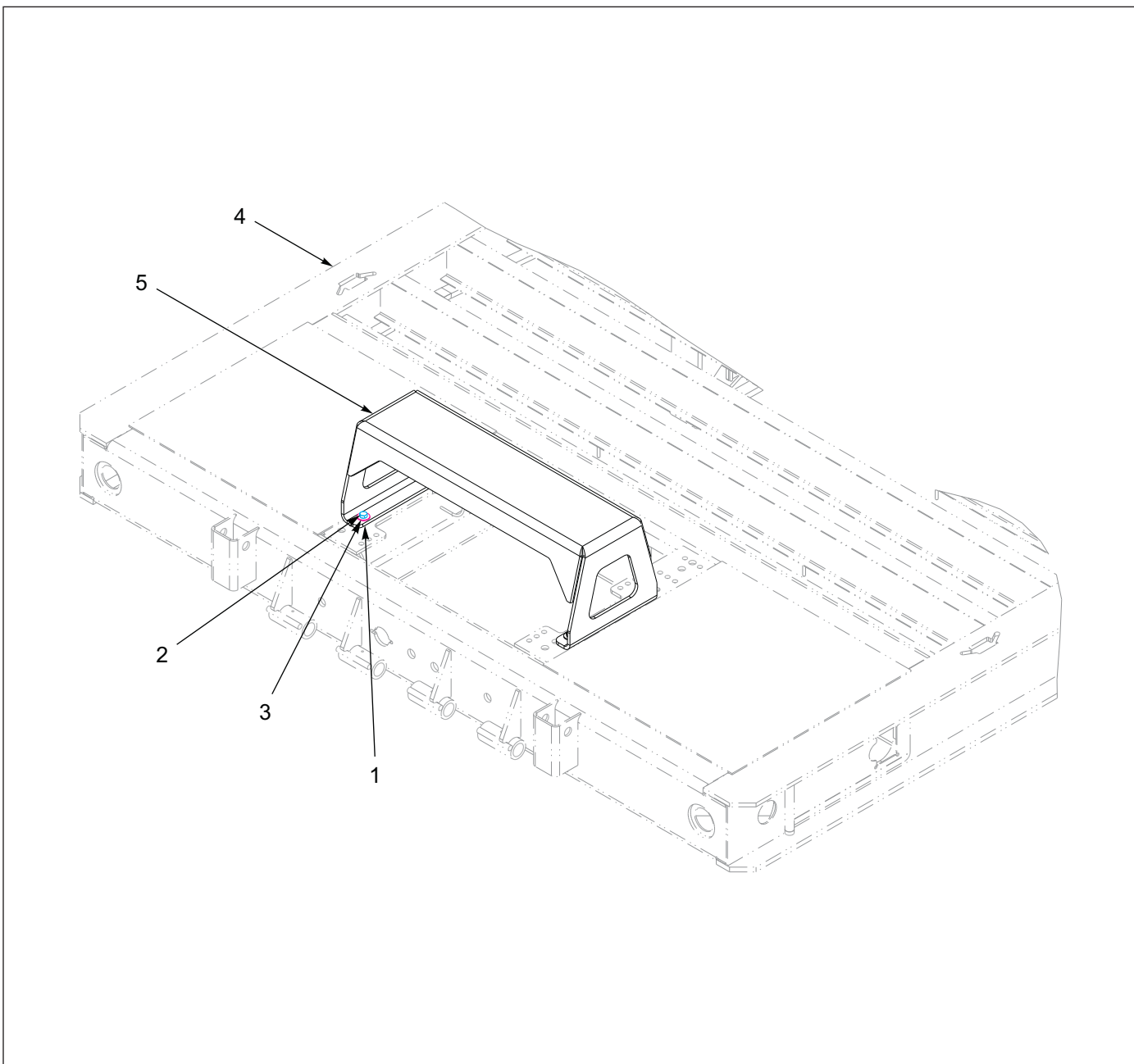


Figure 1-96: Winch - 12K/20K Guard Installation (BRADEN)

Winch - 12K/20K Guard Installation (BRADEN)

ITEM	PART NUMBER	DESCRIPTION	QTY.
	145598	12/20K WINCH GUARD INSTALLATION	--
1	1-512-010005-09	NUT, HEX LOCK 1/2-13	4
2	1-654-010055-05	SCREW, HEX HEAD CAP 1/2-13 X 2 GR5	4
3	1-861-010032-15	WASHER, FLAT 1/2	8
4	-----	GOOSENECK WELDMENT	--
5	145599	GUARD, WINCH 12/20K BRADEN	1

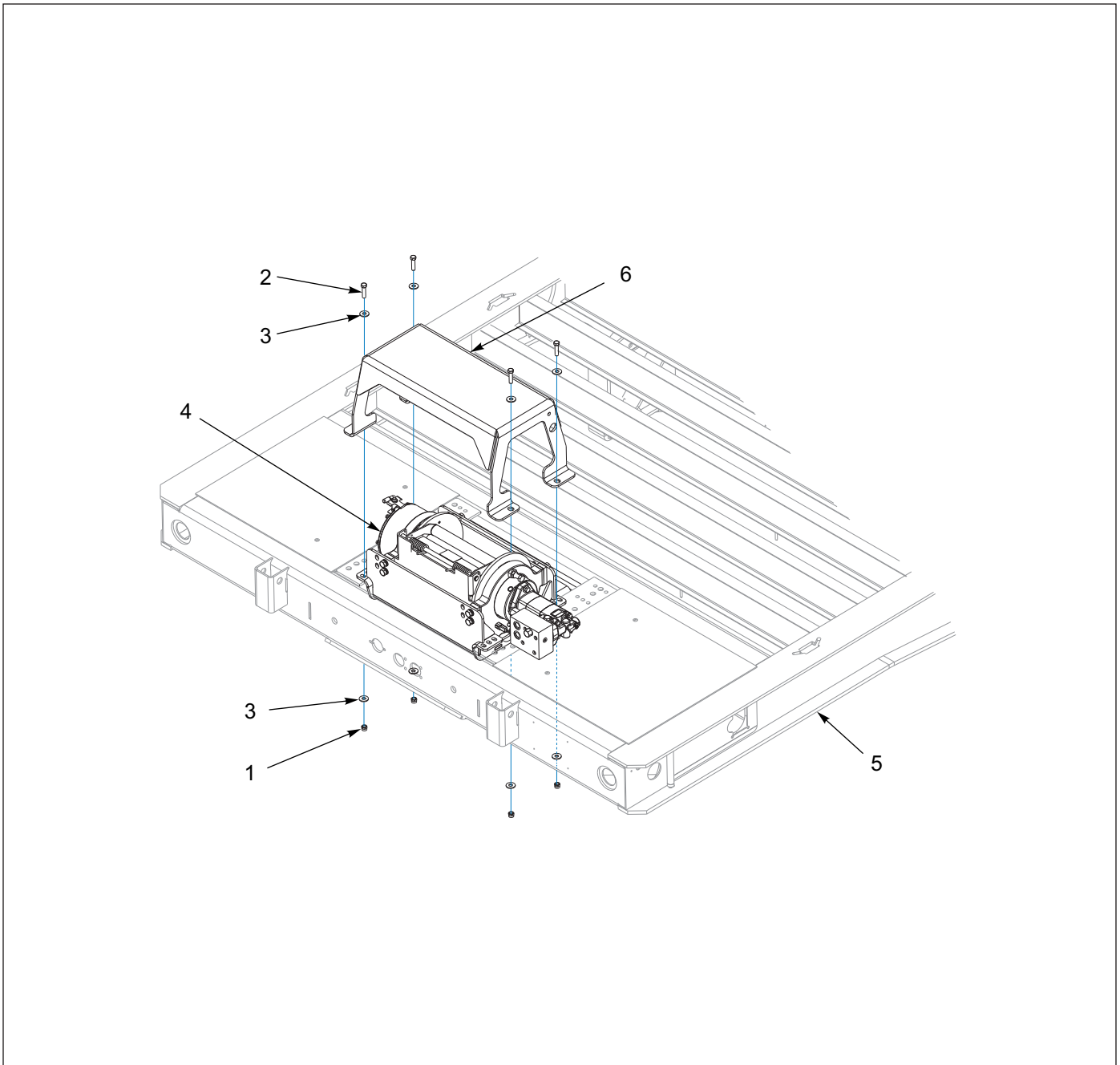


Figure 1-97: Winch - 20K/30K Guard Installation (WARN)

Winch - 20K/30K Guard Installation (WARN)

ITEM	PART NUMBER	DESCRIPTION	QTY.
	191832	20K/30K WINCH GUARD INSTALLATION (REF ONLY)	--
1	1-512-010005-09	NUT, HEX LOCK 1/2-13	4
2	1-654-010055-05	SCREW, HEX HEAD CAP 1/2-13 X 2 GR5	4
3	1-861-010032-15	WASHER, FLAT 1/2	8
4	174552	FRAME WELDMENT	--
5	186901	WLDMT, GOOSENECK, US 400	--
6	191831	GUARD, WINCH 20K/30K WARN	--

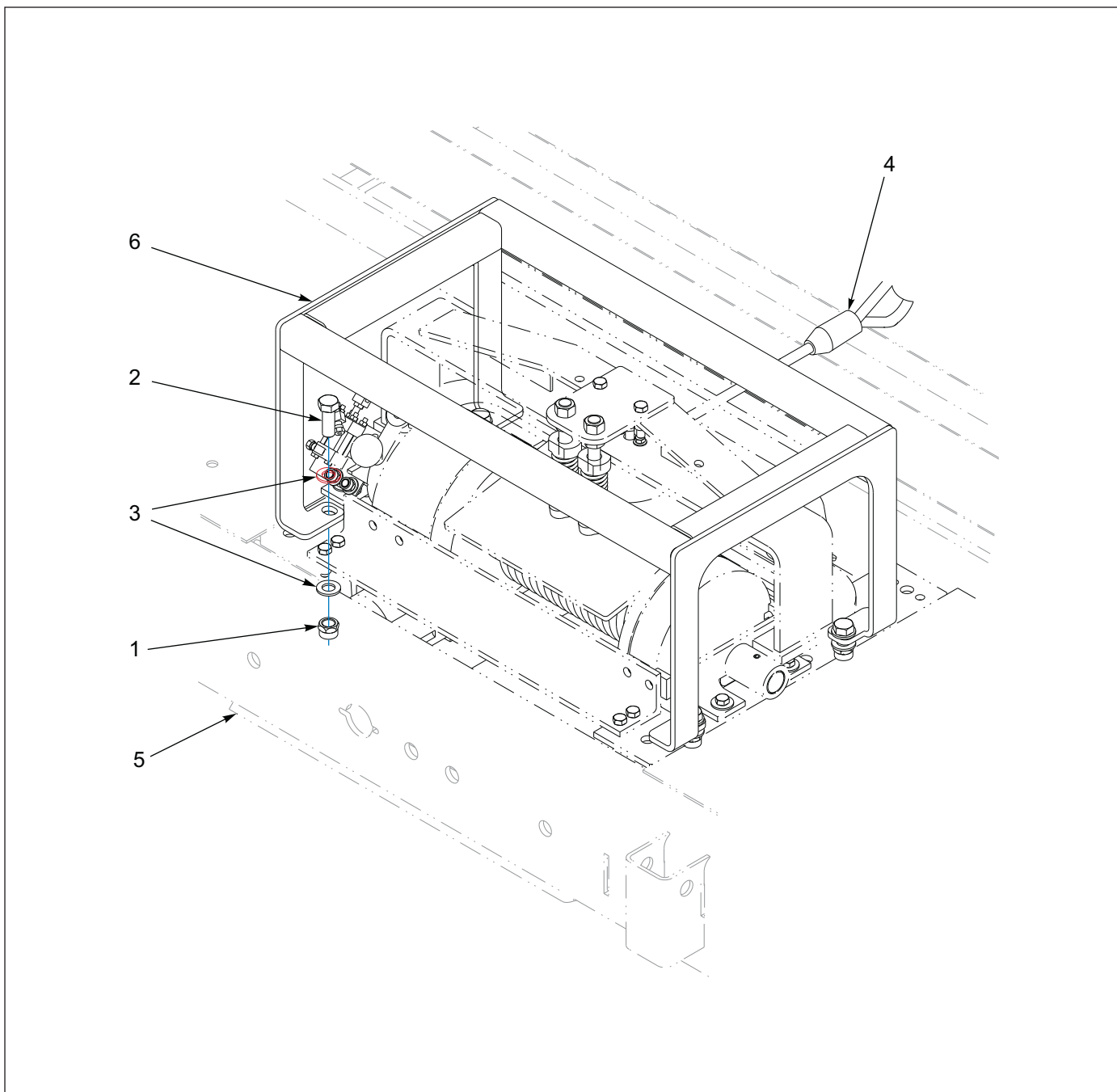


Figure 1-98: Winch - 20K Pivot Guard Installation

Winch - 20K Pivot Guard Installation

ITEM	PART NUMBER	DESCRIPTION	QTY.
	163769	GUARD INSTALLATION, WINCH 20K PIVOT	--
1	1-512-010005-15	NUT, HEX LOCK 3/4-10 GRB	4
2	1-654-010061-05	SCREW, HEX HEAD CAP 3/4-10 X 2 GR5	4
3	1-861-010032-20	WASHER, FLAT, 3/4N	2
4	123210	WINCH, 20K GUIDE AIR TEN/REL	--
5	-----	GOOSENECK WELDMENT	--
6	163770	MOUNT WELDMENT, HORIZONTAL SPARE TIRE	1

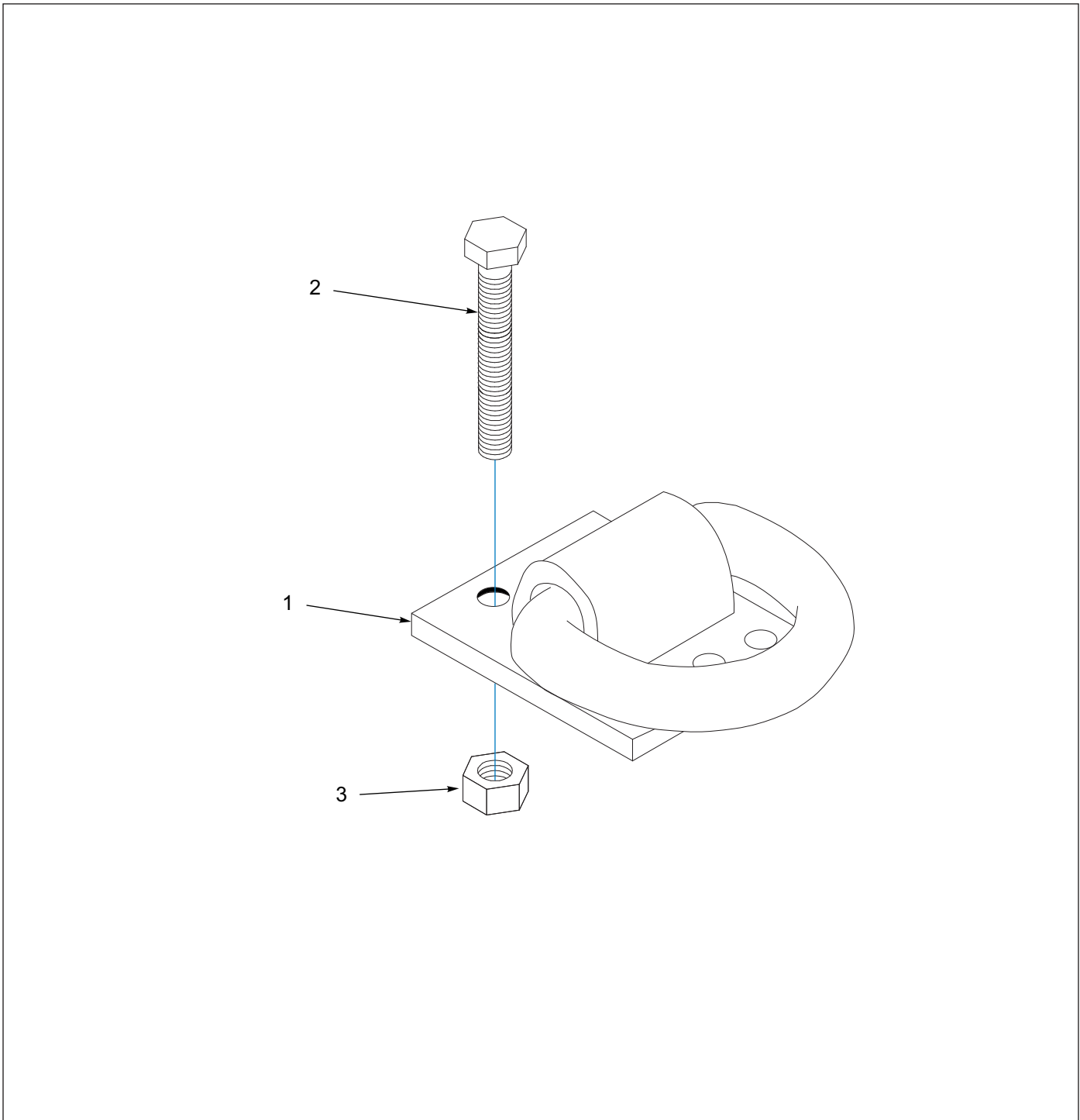


Figure 1-99: Winch - Tie Down Installation

Winch - Tie Down Installation

ITEM	PART NUMBER	DESCRIPTION	QTY.
	3-793-010041	TIE DOWN INSTALLATION WINCH D-RING	--
1	3-793-010040	TIE DOWN, WINCH	1
2	1-654-010055-03	SCREW, HEX HEAD CAP 1/2-13 X 1-1/2 GR5	6
3	1-512-010005-09	NUT, HEX LOCK 1/2-13 GRB	6

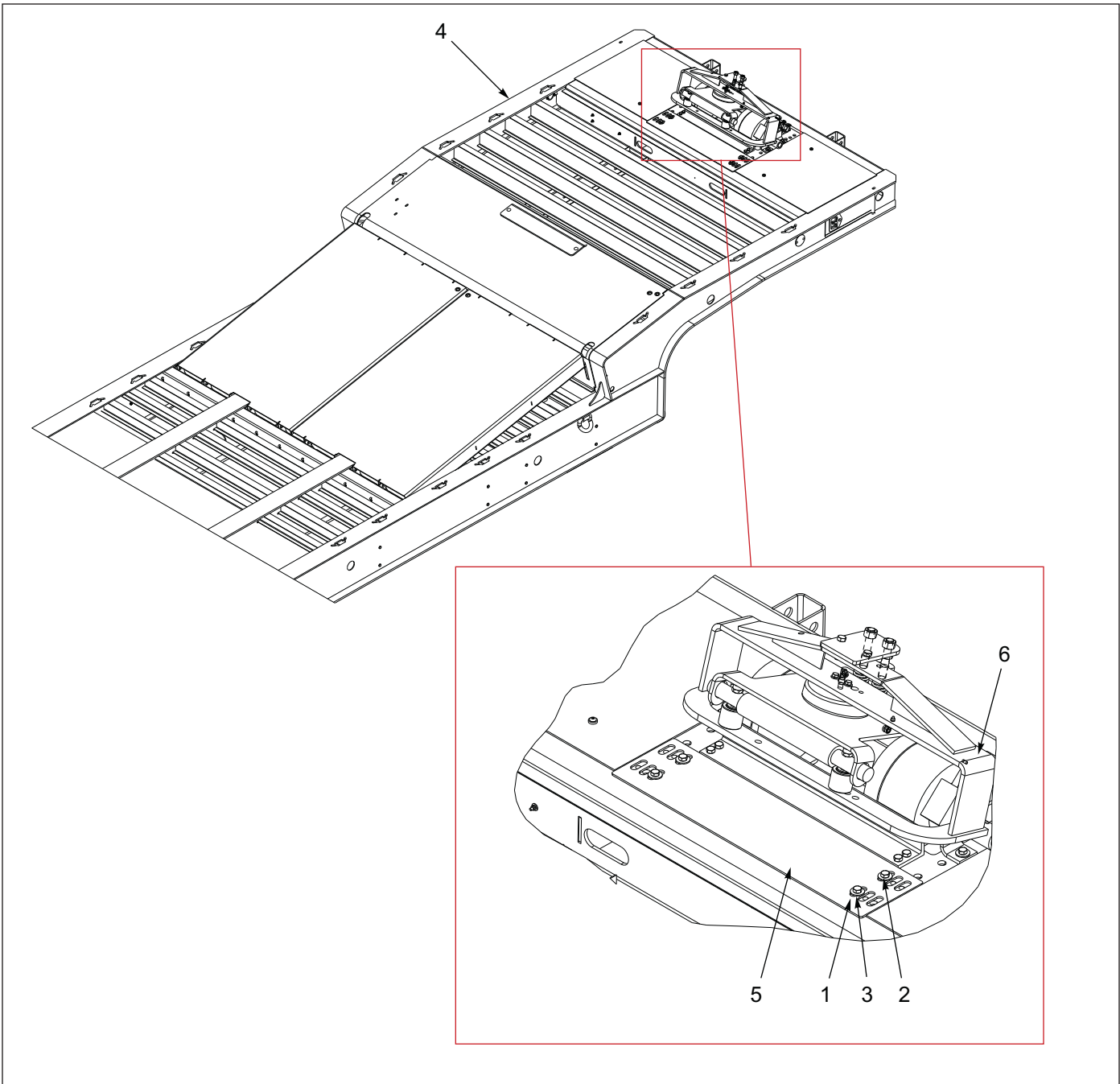


Figure 1-100: Winch - Trim Plate Installation

Winch - Trim Plate Installation

ITEM	PART NUMBER	DESCRIPTION	QTY.
	166767	WINCH TRIM PLATE INSTALLATION	--
1	1-510-010003-09	NUT,1/2-13 FLANGE HD,SERRATED	4
2	1-654-010055-03	SCREW,HEX CAP,1/2-13UNCX1-1/2	4
3	1-861-010032-15	WASHER, FLAT 1/2 W ZP/CD	4
4	-----	FRAME ASSY, 930-36	--
5	204160	PLATE, WINCH TRIM REAR WINCH	1
6	3-873-010140-06	WINCH 660-20AT-AS-CR WL ONLY	--

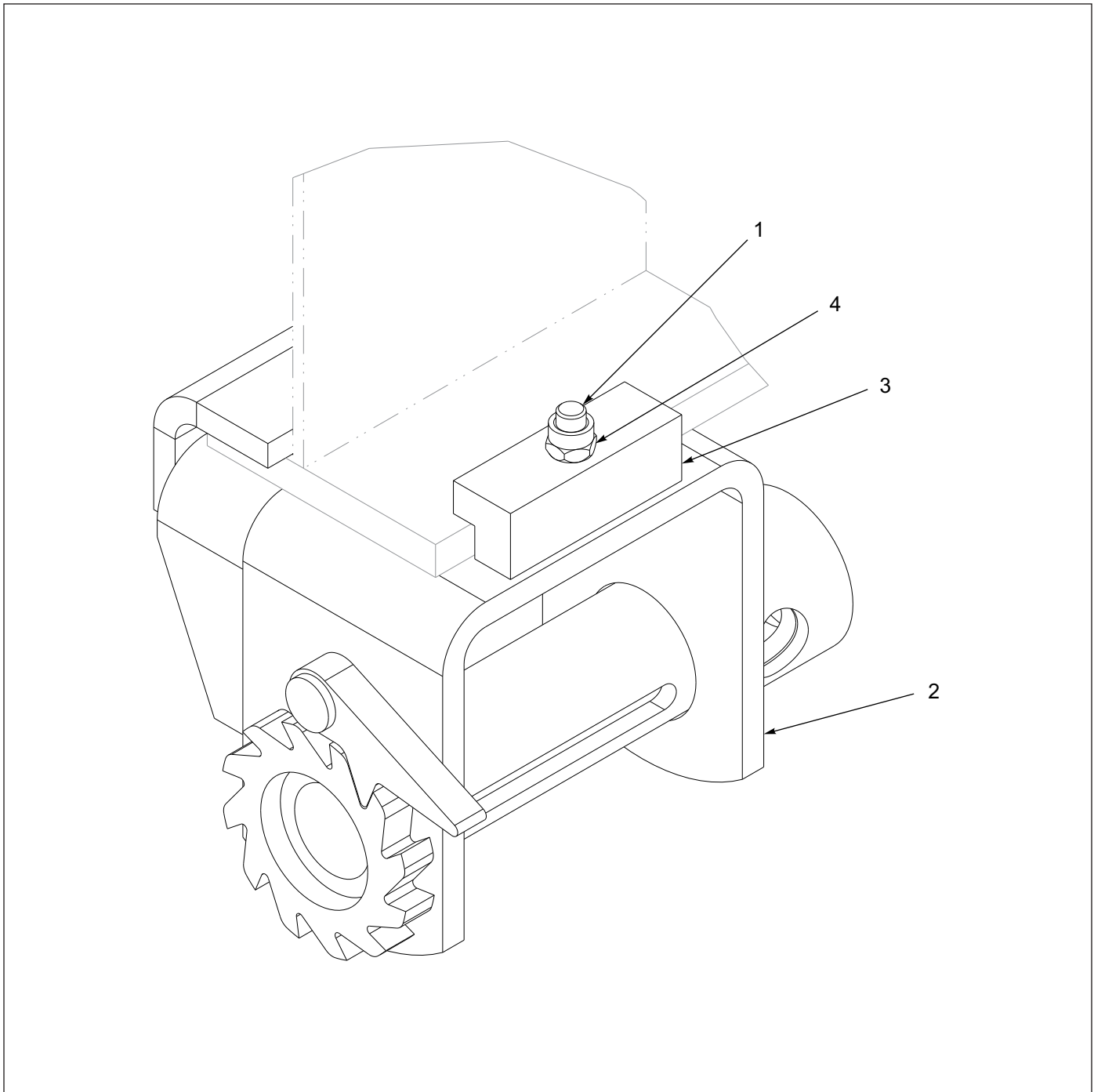


Figure 1-101: Winch - 4" Webbing Sliding Assembly

Winch - 4" Webbing Sliding Assembly

ITEM	PART NUMBER	DESCRIPTION	QTY.
	142923	WINCH ASSEMBLY, 4" WEBBING SLIDING	--
1	134781	CLAMP, SLIDING WEB WINCH	1
2	142924	WINCH, WEBBING SLIDE MODIFICATION	1
3	1-512-010005-05	NUT, HEX LOCK 3/8-16 GRB	1
4	1-654-010051-09	SCREW, HEX HEAD CAP 3/8-16 X 2 GR5	1

Symbols

#242 LOCKTITE 1-89, 1-163

Numerics

005-074-00 1-65
 005-079-00 1-65, 1-69
 005-096-00 1-69
 005-097-00 1-69
 006-115-00 1-67, 1-71
 007-139-00 1-65, 1-69
 014-065-00 1-69
 014-068-00 1-65, 1-69
 034-031-00 1-65
 034-032-00 1-65, 1-69
 034-047-00 1-69
 034-048-00 1-65, 1-69
 040-180-00 1-69
 046-096-00 1-69
 046-097-00 1-65, 1-69
 056-017-00 1-65, 1-69
 056-018-00 1-65, 1-69
 061-003-00 1-65, 1-69
 069-078-00 1-65, 1-69
 071-122-00 1-69
 100402 1-73
 100600 1-83, 1-85, 1-89, 1-105, 1-109
 1-007-010025 1-164
 10078 1-105, 1-108
 100939 1-11
 101003 1-77
 101162 1-67, 1-71
 101386 1-160
 101528 1-45, 1-47
 101847 1-65, 1-69

101848 1-78
 101849 1-69, 1-78
 101855 1-6
 102-0323 1-29
 102-1112 1-29
 102186 1-85, 1-99
 102187 1-89
 102188 1-89
 102732 1-49, 1-51, 1-53
 103103-002 1-67, 1-71
 103738 1-51
 103805 1-65, 1-69
 103841 1-152
 103861 1-75, 1-78
 104243 1-119
 1046 1-117
 105106 1-67, 1-71
 105107 1-67, 1-71
 105281 1-29
 105408 1-57, 1-61
 105479 1-29, 1-30
 105480 1-29, 1-30
 105481 1-29, 1-30
 105482 1-29, 1-30
 105483 1-29, 1-30
 105822 1-29
 106-0006 1-81
 106611 1-15
 107-0975 1-17, 1-163
 107368 1-89, 1-116
 107369 1-89, 1-116
 107470 1-157
 107887 1-17, 1-19
 108439 1-95, 1-97
 108801 1-30, 1-75, 1-77, 1-89, 1-93, 1-95, 1-97

108802	1-30, 1-75, 1-77	113109	1-71
108969	1-17	113299	1-101
109177	1-51, 1-54	113532	1-17
109207	1-157	113536	1-67, 1-71
109533	1-57, 1-61	11368	1-104
109740	1-101	113819	1-65, 1-69
110449	1-105	11398	1-108
110452	1-105, 1-109	11411	1-108
110975	1-71	11419	1-107
110976	1-71	11420	1-107
111008	1-57, 1-61	11421	1-107
111010	1-57, 1-61	11425	1-107
111011	1-57, 1-61	11426	1-108
111015	1-57, 1-61	11429	1-108
111021	1-53	11430	1-108
111022	1-57, 1-61	11431	1-108
111023	1-57, 1-61	11434	1-107
11117	1-104	11440	1-107
111276	1-140, 1-141, 1-142	11441	1-107
11128	1-104	11446	1-108
11129	1-104	11449	1-107
11130	1-104	114529	1-121
11133	1-104	114584	1-75, 1-78
111416	1-73	114586	1-77, 1-78
111417	1-73	114588	1-78
11142	1-104	114619	1-67
11144	1-104	114807	1-163
111652	1-73	114808	1-163
112047	1-73	114814	1-11, 1-163
11240	1-105	114815	1-163
112492	1-67	114983	1-121
112678	1-119	115704	1-57
112679	1-119	115720	1-61
112986	1-135	115761	1-75
112987	1-135	115762	1-75
11308	1-104	115843	1-163
11309	1-108	115851	1-105, 1-109
11310	1-108	115877	1-11, 1-163

116378	1-83	124586	1-61
116623	1-163	124587	1-61
116624	1-163	124588	1-61, 1-75
116628	1-163	124590	1-61, 1-77
116800	1-121	12465	1-108
117544	1-11	125684	1-109
117558	1-118	125799	1-131
117559	1-118	125892	1-89
117560	1-77	126292	1-69
117561	1-118	126879	1-119
117565	1-11	126881	1-119
117860	1-163	126883	1-119
11791	1-108	12767	1-108
118-2659-9	1-75, 1-77	127777	1-65
11837	1-104	12783	1-108
119146	1-11	128137	1-129
119621	1-89	128138	1-129
119622	1-89	128152	1-129
119949	1-118	128153	1-129
120660	1-33	12817	1-104
12073	1-108	128414	1-129, 1-131
12075	1-105	128601	1-123
121031	1-29	129001	1-57, 1-61
12146	1-108	129002	1-57, 1-61
122154	1-141, 1-142	129003	1-57, 1-61
122345	1-57	129004	1-57, 1-61
122346	1-57, 1-75	129005	1-57, 1-61
122347	1-57	129006	1-57, 1-61
122348	1-57	129009	1-57, 1-61
122349	1-57	129572	1-135
122351	1-57	129573	1-135
123210	1-168	1-297-010007-04	1-90
123403	1-23, 1-25	1-297-010007-05	1-17, 1-19, 1-90, 1-93, 1-95, 1-97
123594	1-57	1-297-010007-11	1-51, 1-124, 1-125, 1-127
12420301-017	1-6	1-297-010007-14	1-19
124549	1-107	1-297-010007-15	1-93
124584	1-61	1-297-010007-16	1-32
124585	1-61	1-297-010008-05	1-90

1-297-010008-07	1-19, 1-49, 1-51, 1-90, 1-93, 1-95, 1-97, 1-123	1-343-010011	1-145
1-297-010008-18	1-19, 1-49, 1-51, 1-75, 1-77	134608	1-129
1-297-010008-23	1-75, 1-77	134616	1-129
1-297-010009-02	1-124, 1-125	134657	1-93, 1-95, 1-97
1-297-010010-01	1-19, 1-51	13468	1-105
1-297-010010-03	1-49, 1-51	134757	1-73
1-297-010010-04	1-49, 1-51, 1-123, 1-124, 1-125, 1-126, 1-127	134781	1-171
1-297-010011-02	1-90	134912	1-17
1-297-010012-16	1-75, 1-77	135181	1-11
1-297-010013-12	1-32	135184	1-89, 1-93, 1-95
1-297-010013-16	1-75, 1-77	136224	1-29
1-297-010014-02	1-123, 1-127	136352	1-12
1-297-010015-07	1-75, 1-77	13680	1-105
1-297-010015-09	1-19, 1-93	136848	1-129
1-297-010015-11	1-77	136849	1-129
1-297-010018-03	1-90, 1-95, 1-97	136891	1-25
1-297-010019-05	1-90, 1-95, 1-97	136900	1-25
1-297-010020-02	1-19, 1-90, 1-93	136907	1-25
1-297-010022-02	1-19, 1-90, 1-93, 1-123	13696	1-25
1-297-010031-02	1-90	136991	1-65
1-297-010032-03	1-90	136992	1-65
1-298-010001-1	1-147, 1-149, 1-151, 1-165	137069	1-17
129985	1-17	137108	1-71
13028	1-105, 1-108	137461	1-69
130280	1-152	137485	1-69
130282	1-152	137503	1-25
130552	1-164	137504	1-25
130662	1-149, 1-165	137634	1-164
131196	1-11	137635	1-164
131895	1-165	137974	1-118
1-323-010008	1-123	138054	1-65
132833	1-97	138090	1-69
133470	1-15	1-382-010035-06	1-97
13424	1-105, 1-109	13839	1-105
1-343-010006	1-131, 1-137	1-384-010038024	1-77
1-343-010007	1-140, 1-141, 1-142	1-384-010038054	1-75
		1-384-010038072	1-77
		1-384-010038076	1-75, 1-77

1-384-010038084	1-77	144679	1-41
138719	1-65	144680	1-39, 1-41
139254	1-164	144979	1-65
139255	1-118	145588	1-147, 1-149
139256	1-118	145589	1-149
139383	1-69	145598	1-166
139464	1-17	145599	1-166
139465	1-17, 1-19	146897	1-138
139478	1-107	146929	1-133, 1-138
139479	1-107	147464	1-78
139525	1-95, 1-97	148241	1-83, 1-85
139552	1-90	148585	1-138
139600	1-73	149543	1-124
1-397-010301170	1-83, 1-85, 1-90	150076	1-11
1-397-010302172	1-83, 1-85, 1-90	150093	1-43, 1-124, 1-125, 1-126, 1-127, 1-133
140802	1-89	150111	1-95
141606	1-17	150117	1-95, 1-97, 1-131, 1-133, 1-137, 1-145
141607	1-19, 1-32, 1-125, 1-127	150346	1-73
142545	1-45, 1-47	1-510-010001	1-11, 1-17, 1-29, 1-159
142547	1-67	1-510-010003-09	1-163, 1-170
142550	1-67	1-512-010002-09	1-95, 1-97
142553	1-45, 1-47	1-512-010004-03	1-89
142895	1-124	1-512-010005-01	1-11, 1-43, 1-53, 1-124, 1-125, 1-126, 1-127, 1-138, 1-140, 1-155
142923	1-171	1-512-010005-03	1-11, 1-37, 1-39, 1-41
142924	1-171	1-512-010005-05	1-11, 1-23, 1-25, 1-29, 1-52, 1-75, 1-77, 1-83, 1-85, 1-90, 1-99, 1-118, 1-123, 1-129, 1-140, 1-141, 1-142, 1-155, 1-157, 1-159, 1-171
143100	1-37, 1-39, 1-41, 1-124, 1-125, 1-126, 1-127, 1-133, 1-139	1-512-010005-09	1-11, 1-15, 1-27, 1-83, 1-85, 1-89, 1-93, 1-99, 1-116, 1-129, 1-131, 1-135, 1-147, 1-149, 1-151, 1-159, 1-160, 1-165, 1-166, 1-167, 1-169
143101	1-37, 1-39, 1-41, 1-124, 1-125, 1-126, 1-127, 1-133, 1-138, 1-139	1-512-010005-13	1-27, 1-89, 1-118, 1-119
143102	1-37, 1-39, 1-41, 1-138, 1-139	1-512-010005-15	1-153, 1-168
143103	1-37, 1-39, 1-41, 1-81, 1-138, 1-139	1-512-010005-19	1-152
143111	1-45	1-512-010007-03	1-14, 1-37, 1-39, 1-41, 1-51, 1-131
143114	1-37, 1-39, 1-41, 1-131, 1-133	1-512-010007-05	1-49, 1-51, 1-65, 1-69, 1-89, 1-116
143121	1-37, 1-39, 1-41	1-512-010007-09	1-57, 1-61
143123	1-37, 1-39, 1-41	1-512-010007-12	1-89
143163	1-30	151818	1-151
143167	1-133		
143246	1-89		

151845	1-23	162218	1-113, 1-115
151851	1-23	162219	1-113, 1-115
151861	1-23	162258	1-151
151882	1-23	162259	1-151
153102	1-131	162260	1-151
153420	1-163	162415	1-89
153754	1-129	162941	1-113, 1-115
153755	1-129	162942	1-115
154234	1-101	162943	1-115
155411	1-151	162944	1-115
1-557-010014	1-129	163472	1-107
1-557-010362-59	1-119	163502	1-121
1-557-010362-63	1-129	163769	1-168
155720	1-23	163770	1-168
155780	1-6	163790	1-153
1-560-010002-03	1-75, 1-77	163791	1-153
1-560-010002-04	1-32, 1-75, 1-77	163996	1-131, 1-133, 1-137, 1-145
1-560-010002-05	1-75, 1-77	164052	1-133, 1-137, 1-145
1-578-010015-14	1-11	164053	1-95, 1-97
158732	1-23, 1-25	1-647-010004255	1-25, 1-27, 1-89
159001	1-69	1-647-010004259	1-23, 1-25
160698	1-23	1-654-010024055	1-89
160699	1-23	1-654-010036-05	1-89
160705	1-23	1-654-010047-03	1-140, 1-155
161150	1-147	1-654-010047-04	1-53, 1-127
161151	1-147	1-654-010047-06	1-11, 1-43, 1-49, 1-51, 1-138
161153	1-147	1-654-010047-07	1-124, 1-125, 1-126
161154	1-147	1-654-010049-03	1-33, 1-67, 1-71
161155	1-147	1-654-010049-05	1-11
162207	1-113, 1-115	1-654-010049-06	1-37, 1-39, 1-41
162208	1-113	1-654-010051-03	1-17, 1-123
162210	1-113, 1-115	1-654-010051-05	1-118, 1-155, 1-157, 1-159
162211	1-113, 1-115	1-654-010051-06	1-29, 1-83, 1-85, 1-99, 1-129
162213	1-113	1-654-010051-07	1-12, 1-17, 1-29, 1-164
162214	1-113	1-654-010051-08	1-52, 1-75, 1-77, 1-140
162215	1-113, 1-115	1-654-010051-09	1-23, 1-171
162216	1-113, 1-115	1-654-010051-10	1-118
162217	1-115	1-654-010051-14	1-141, 1-142

1-654-010055-01	1-89, 1-116, 1-135	168616	1-81
1-654-010055-02	1-163	168617	1-81
1-654-010055-03	1-27, 1-89, 1-129, 1-131, 1-147, 1-149, 1-151, 1-159, 1-160, 1-163, 1-169, 1-170	168618	1-81
1-654-010055-04	1-83, 1-85, 1-89, 1-93, 1-105, 1-109, 1-131, 1-147, 1-151	168649	1-43
1-654-010055-05	1-15, 1-89, 1-166, 1-167	168976	1-43
1-654-010055-09	1-135	168977	1-43
1-654-010055-10	1-151	168978	1-43
1-654-010055-13	1-129, 1-165	168979	1-43
1-654-010055-15	1-135	168982	1-43
1-654-010055-16	1-83, 1-85, 1-99	169365	1-29, 1-30
1-654-010055-17	1-99	169639	1-152
1-654-010055-18	1-135	169641	1-152
1-654-010059-03	1-27, 1-118, 1-119	169853	1-133, 1-137, 1-145
1-654-010059-05	1-119	170470	1-127
1-654-010059-15	1-89	170471	1-127
1-654-010061-05	1-153, 1-168	171159	1-127
1-654-010065-15	1-152	171160	1-127
1-654-010141-04	1-89	171161	1-127
1-654-010158-1	1-11	171320	1-19
165429	1-101	172437	1-124
1-656-010003051	1-14, 1-51, 1-131	172804	1-159
1-656-010003053	1-131	172827	1-101
1-656-010003055	1-37, 1-39	172877	1-101, 1-115
166001	1-124	172878	1-97
166002	1-124	172882	1-140, 1-141, 1-142
166421	1-93, 1-110	173680	1-25
166767	1-170	174043	1-95, 1-97
166821	1-124	174061	1-155
167521	1-101, 1-113	174092	1-155
167527	1-61, 1-77	174188	1-93, 1-95, 1-97
167975	1-131	174552	1-97, 1-101, 1-167
168593	1-81	174553	1-95, 1-101
168610	1-81	174598	1-14
168611	1-81	174607	1-25
168613	1-81	175358	1-125
168614	1-81	175359	1-125, 1-126
		175360	1-125
		175363	1-125

175364	1-126	18020	1-104
175365	1-125, 1-126	18022	1-108
175583	1-43	180221	1-125
175625	1-160	180223	1-81
175632	1-160	180224	1-81
175989	1-14	180225	1-81
176420	1-139, 1-140	180227	1-81
176421	1-140	180228	1-81
176424	1-140, 1-141, 1-142	180229	1-81
176425	1-140, 1-141, 1-142	18024	1-105
176432	1-139	18026	1-104
176440	1-140	18027	1-104
178383	1-95	18028	1-105
178384	1-140	18029	1-105
178389	1-140, 1-141, 1-142	18030	1-104
178393	1-155	18032	1-104
178444	1-29	18033	1-108
178592	1-81	18034	1-108
178714	1-115	18035	1-107
178715	1-113, 1-115	18039	1-104
178716	1-115	18044	1-105
178717	1-115	18047	1-104, 1-108
178718	1-113	18056	1-105
178999	1-113	180570	1-37, 1-39, 1-41, 1-133
179000	1-113	180610	1-11
179001	1-113	18077	1-104
179085	1-139	18078	1-104
179088	1-139	180839	1-81
179089	1-139	180840	1-81
1-796-010003-02	1-139	1-822-010002	1-137
179902	1-37, 1-133	1-833-010001	1-19, 1-49, 1-51, 1-81, 1-90, 1-95, 1-97, 1-123, 1-127
179933	1-153	1-833-010002	1-19, 1-49, 1-51, 1-75, 1-77
179955	1-67, 1-71	1-833-010003	1-19, 1-75, 1-77, 1-93
18002	1-105, 1-108	183413	1-81
18009	1-104	1-843-010014	1-73
18015	1-104	184392	1-125
18016	1-104	184501	1-131, 1-133
18019	1-104		

1-861-010032-03	1-14, 1-37, 1-39, 1-131	189278	1-11
1-861-010032-07	1-11, 1-43, 1-51, 1-124, 1-125, 1-126, 1-127, 1-138, 1-155	189279	1-11
1-861-010032-08	1-33	189280	1-11
1-861-010032-09	1-11, 1-37, 1-39, 1-41	189281	1-12
1-861-010032-10	1-17, 1-29, 1-83, 1-85, 1-89, 1-99, 1-140, 1-141, 1-142, 1-157, 1-159	189282	1-12, 1-29
1-861-010032-11	1-11, 1-17, 1-23, 1-29, 1-52, 1-75, 1-77, 1-118, 1-129, 1-164	189284	1-12
1-861-010032-14	1-89, 1-93, 1-95, 1-97, 1-116, 1-160	189285	1-33
1-861-010032-15	1-15, 1-27, 1-83, 1-85, 1-89, 1-99, 1-129, 1-131, 1-135, 1-147, 1-151, 1-159, 1-160, 1-163, 1-166, 1-167, 1-170	189699	1-155
1-861-010032-18	1-27, 1-89, 1-101	19045	1-104, 1-108
1-861-010032-19	1-118, 1-119	190556	1-155
1-861-010032-20	1-153, 1-168	190557	1-155
1-861-010032-21	1-152	191545	1-131
1-861-010034-07	1-14, 1-37, 1-39, 1-41, 1-51, 1-131	191552	1-141, 1-142
1-861-010034-09	1-11, 1-49, 1-51, 1-90, 1-116	191554	1-141, 1-142
1-861-010034-10	1-33, 1-67, 1-71	191555	1-141
1-861-010034-11	1-17, 1-164	191556	1-142
1-861-010034-13	1-57, 1-61, 1-83, 1-85, 1-93, 1-105, 1-109, 1-129	191568	1-141, 1-142
1-861-010034-15	1-101	191808	1-131, 1-133
186875	1-33	191809	1-131, 1-133
186877	1-33	191813	1-137
186882	1-43	191814	1-137
186901	1-131, 1-137, 1-167	191831	1-167
186902	1-33	191832	1-145, 1-167
187833	1-12	191833	1-145
187855	1-39	191847	1-34
187856	1-37, 1-39, 1-41	191848	1-34
187857	1-37, 1-39, 1-41	191849	1-33, 1-34
187858	1-37, 1-39, 1-41	191850	1-34
187859	1-37, 1-39, 1-41, 1-133	191881	1-131
187860	1-37, 1-39, 1-41	192205	1-131
187863	1-37, 1-39, 1-41, 1-131, 1-133, 1-141, 1-142	192208	1-6
187864	1-37, 1-39, 1-41, 1-141, 1-142	193400	1-34
187868	1-37, 1-39, 1-41	193401	1-34
189253	1-11	193442	1-34
		193443	1-34
		193444	1-34
		193445	1-34
		193446	1-34

193447	1-34	197613	1-81
193456	1-131	198996	1-93
194117	1-110	199104	1-113, 1-115
194118	1-110	199173	1-23
194119	1-110	199194	1-6
194120	1-110	199195	1-6
194121	1-110	200037	1-37, 1-39, 1-41
194122	1-110	20125	1-81
194123	1-110	201642	1-113, 1-115
194124	1-110	201643	1-113, 1-115
194306	1-110	201644	1-113, 1-115
194307	1-110	201645	1-113, 1-115
194308	1-110	201650	1-113, 1-115
194309	1-110	202094	1-45, 1-47
194310	1-110	202099	1-45, 1-47
194388	1-25	202107	1-45, 1-47
194389	1-25	202113	1-45, 1-47
194390	1-25	202116	1-47
194395	1-33	202123	1-47
194396	1-33	202207	1-81
194402	1-33, 1-34	202355	1-12
194403	1-34	202362	1-11
195395	1-81	202702-10-8S	1-33, 1-83, 1-85, 1-90, 1-93, 1-95, 1-97
195725	1-29	202702-12-12S	1-33
196167	1-6	202825	1-12
196168	1-6	203102-12-12S	1-29, 1-30
196169	1-6	203206	1-29
196173	1-6	203207	1-29
196174	1-6	203221	1-37
196175	1-6	203228	1-11, 1-41
196176	1-6	203229	1-37
196177	1-6	203231	1-37
196817	1-93	203234	1-41
196818	1-93	203235	1-11, 1-37, 1-45
197318	1-81	203237	1-11, 1-37, 1-45
1974	1-116	203240	1-43
197460	1-43	203242	1-11, 1-41, 1-47
197606	1-67, 1-71		

203247	1-12	2088-6-6S	1-32
203255	1-29	208980	1-157
203257	1-6	2-095-010017	1-155
203258	1-6	209517	1-39
203259	1-6	209519	1-11, 1-45
203264	1-11	209536	1-39
203265	1-11, 1-45	210144	1-39
203266	1-11, 1-45	210145	1-11
203267	1-11, 1-45	210292-12S	1-30
203268	1-11, 1-47	210501	1-39
203269	1-11, 1-47	210514	1-11, 1-45
203270	1-11	212216	1-126
203283	1-11	212381	1-57, 1-65, 1-67
204108-001	1-65	212421	1-61, 1-63, 1-69, 1-71
204124	1-33	212671	1-11, 1-37, 1-45
204160	1-170	212690	1-27
204189	1-34	212693	1-27
204224	1-47	212698	1-11
204228	1-121	213120	1-110
205107-001	1-65	213295	1-37, 1-133
205742	1-127	213296	1-37, 1-39, 1-41, 1-131, 1-133
205744	1-127	213297	1-37, 1-39, 1-41, 1-131, 1-133, 1-141, 1-142
205747	1-127	213298	1-37, 1-39, 1-41, 1-141, 1-142
205836	1-81	214102	1-65
205837	1-81	214104	1-65, 1-69
205912	1-163	214437	1-110
2062-10-8S	1-83, 1-85, 1-90	2-150-010240	1-140
2062-12-12S	1-33	216219	1-45
2071-12-12S	1-33	216266	1-155
2071-8-8S	1-93	216267	1-155
207360	1-121	216268	1-155
208106	1-65	216269	1-160
2081-8-6S	1-32	216270	1-160
2083-8-4S	1-49, 1-51	216271	1-160
2083-8-8S	1-75, 1-77	216581	1-105, 1-108
208390	1-34	216599	1-45, 1-47
208391	1-34	216601	1-34
208392	1-34	216705	1-81

218058	1-105	2263	1-117
218610	1-110	226635	1-157
21925	1-104	226644	1-157
220291	1-155	226645	1-157
220292	1-155	226650	1-126
220293	1-160	226651	1-126
220294	1-160	226652	1-126
221642	1-159	226653	1-126
221648	1-159	226655	1-126
221649	1-159	226656	1-126
221650	1-159	226657	1-126
222436	1-159	226660	1-126
222437	1-159	226661	1-126
222438	1-159	226688	1-157
222439	1-159	22752	1-104
222440	1-159	228069	1-81
222441	1-159	228885	1-59
222442	1-159	228886	1-59
222443	1-159	228887	1-59
222447	1-159	228888	1-59
223279	1-157	228890	1-59
223282	1-157	228891	1-63
223283	1-157	230613	1-81
223285	1-157	230646	1-63
223922	1-110	230647	1-63
223938	1-73	230648	1-63
224322	1-73	230656	1-63
225284	1-118	230730	1-73
225286	1-118	23078	1-105
225287	1-118	23079	1-105
225948	1-6	23081	1-105
225956	1-59, 1-63	23082	1-109
225958	1-59, 1-63	23083	1-105
225960	1-59, 1-63	23144	1-109
225963	1-59	23145	1-109
225969	1-59, 1-63	231923	1-59, 1-63
225970	1-59, 1-63	231924	1-59, 1-63
225976	1-113, 1-115	231925	1-59, 1-63

231926	1-59, 1-63	248504	1-108
231927	1-59, 1-63	248505	1-108
231928	1-59, 1-63	248506	1-105, 1-108
232809	1-73	248507	1-105, 1-108
23303	1-104	248508	1-108
23367	1-108	248509	1-108
23470	1-104	248510	1-108
235289	1-59	248511	1-105, 1-108
235291	1-43	248512	1-109
236568	1-59, 1-63	248513	1-109
238565	1-63	248514	1-109
238642	1-30	248516	1-109
2389	1-116	2-573-010335	1-17
239677	1-29, 1-30	26976	1-107
239678	1-29, 1-30	2J084	1-59, 1-63
239679	1-29, 1-30	3-014-010255	1-89
239680	1-29, 1-30	3-054-010101	1-129
240517	1-12	3067	1-67, 1-71
247943	1-105	3-120-010445	1-90, 1-123
247947	1-113, 1-115	3-120-010494	1-149, 1-151
247948	1-113, 1-115	3-125-010465	1-89
247949	1-113, 1-115	3-141-010008	1-129
247950	1-113, 1-115	3-141-010155	1-129, 1-137
247951	1-113, 1-115	3-150-010186	1-89, 1-116
248309	1-108	3-150-010196	1-89
248354	1-107	3-155-010017-4	1-83, 1-93, 1-99
248355	1-107	3-155-010018-6	1-85, 1-89, 1-95, 1-99
248356	1-107	3-174-010018028	1-23
248357	1-108	3-174-010038	1-83, 1-85, 1-89, 1-93, 1-95
248358	1-104, 1-108	3-174-010039036	1-83, 1-85, 1-89, 1-93, 1-95
248359	1-108	3-174-010059	1-97
248360	1-108	3-174-010060036	1-97
248361	1-108	3-181-010034-1	1-59, 1-63
248363	1-108	3-181-010034-2	1-59
248364	1-108	3-352-010067-2	1-149, 1-151
248501	1-108	3-360-010072	1-17
248502	1-108	3-368-010252	1-95, 1-97, 1-127, 1-133, 1-137, 1-145
248503	1-108	3-384-010020	1-75

346SL	1-119	3-720-010084	1-25
3-481-010006	1-83, 1-99, 1-105, 1-117	3-725-010058	1-119
3-481-010007	1-85, 1-89, 1-99, 1-109, 1-117	3-755-010080	1-129
3-482-010249	1-129	3-762-010017	1-11
3-485-010001	1-11	3-780-010002	1-49, 1-51, 1-52, 1-75, 1-77
3-522-010017	1-89	3-793-010040	1-169
3-557-010116	1-27	3-793-010041	1-169
3-557-010380	1-129	3-829-010337	1-135
3-557-010543	1-147, 1-149, 1-151	3-831-010172	1-89
3-557-010544	1-149, 1-151	3-831-010182	1-89
3-565-010047	1-57, 1-61	3-843-010038	1-32
3-565-011688	1-89	3-843-010039-02	1-90
3-565-011792	1-147, 1-149, 1-151	3-870-010097	1-73
3-565-011793	1-147, 1-149, 1-151	3-870-010104	1-73
3-573-010085	1-6	3-870-010106	1-73
3-573-010210	1-6	3-870-010107	1-71
3-573-010299	1-29	3-870-010110	1-73
3-573-010349	1-6	3-870-010116	1-73
3-573-010350	1-6	3-873-010122	1-83, 1-99, 1-104
3-573-010377	1-6	3-873-010123	1-85, 1-90, 1-99, 1-107
3-573-010378	1-129	3-873-010124	1-83, 1-99
3-612-010015-1	1-135	3-873-010126-2	1-99, 1-104
3-612-010015-2	1-135	3-873-010129-2	1-99, 1-107
3-612-010015-3	1-135	3-873-010140-01	1-85, 1-149
3-612-010016	1-135	3-873-010140-06	1-170
3-612-010020	1-135	3-873-010144-01	1-83
3-619-010065	1-27	4009	1-67, 1-71
3-619-010066	1-27	403149	1-65
3-626-010004	1-90	405129	1-65, 1-69
3-642-010134	1-165	405999-001	1-65, 1-69
3-645-010059	1-165	408101-001	1-65, 1-69
3-645-010087	1-147, 1-149, 1-151	43028	1-51
3-645-010088	1-149, 1-151	43029	1-37, 1-39, 1-41
3-659-010012	1-67, 1-71	516-22PTL	1-159
3-711-010025	1-129	55B61	1-30, 1-75, 1-77, 1-90, 1-95, 1-97
3-720-010010	1-83, 1-85, 1-99	55B61-6	1-30, 1-75, 1-77
3-720-010035	1-89	55B61-7	1-30, 1-75, 1-77
3-720-010042	1-17, 1-19, 1-89	56D4	1-75, 1-77

61333	1-105
61344	1-109
63680	1-67
6-557-010163	1-129
758-181	1-75, 1-77
7HCGHT500	1-83, 1-85, 1-89, 1-93, 1-95
805-2	1-11, 1-52, 1-75, 1-77
81006	1-104
81009	1-104
81025	1-104
81077	1-107
81078	1-107
81080	1-108
81081	1-108
81264	1-95, 1-97, 1-131, 1-137, 1-145
81530	1-104
88005	1-108
900-08-139	1-57, 1-61
900 23 002	1-57, 1-61
900-44-162	1-57
900-44-207	1-54
900-45-040	1-61
900 54 007	1-49, 1-51, 1-53
900-54-079	1-51, 1-54
900-54-088	1-54
905-54-107	1-19, 1-49, 1-51, 1-53, 1-90, 1-93, 1-95, 1-97
934 00 149	1-57, 1-61
934-00-492	1-57, 1-61
936 00 077	1-57, 1-61

A

A10037.3	1-121
A10038.7	1-121

B

B7-141-003	1-129, 1-137
------------------	--------------

C

C10256	1-121
C2001	1-116
CO-975-74-2000	1-27

H

HM212011	1-67, 1-71
HM212049	1-67, 1-71
HM218210	1-67, 1-71
HM218248	1-67, 1-71

K

K71-101-00	1-65
K71-136-00	1-69
K71-460-00	1-65

R

RPRB59004X3H	1-163
RTR7999X4ZP	1-89
RWD39000	1-23, 1-25

Document Control Revision Log:

Date	Form #	Improvement(s): Description and Comments
04/2020	F-1068-0420	ECN 45945 Update: Rotating Step Handle-226645
05/2020	F-1068-0520	ECN 45962 Update: Digital Scale Assemblies-226657, 226661
11/2022	F-1068-1122	ECN Updates
11/2023	F-1068-2311	Updated with Corrections, Updates and ECN's.



Equipment from Landoll Company, LLC. is built to exacting standards ensured by ISO 9001:2015 registration at all Landoll manufacturing facilities.

Model 135C/150C Parts Manual

Re-Order Part Number F-1068

LANDOLL COMPANY, LLC.

1900 North Street

Marysville, Kansas 66508

(785) 562-5381

800-428-5655 ~ WWW.LANDOLL.COM



Copyright 2023. Landoll Company, LLC.

“All rights reserved, including the right to reproduce this material or portions thereof in any form.”

